

CL 14 R

404373

EMERGENCY PLAN

PROJECT 400 AREAS - NRDS

Revised

June 2, 1969

DEPOSITORY LOS ALAMOS NAT LAB
COLLECTION CL-14
SERIAL NO 11331-1
NUMBER CASTLE NATIVES

Revised
June 2, 1969

INDEX

	<u>Page</u>
1.0 Introduction	1
2.0 Evacuation Signals	1
3.0 Evacuation Procedures	1
4.0 Notifications	6
5.0 Emergency Personnel Response	8
6.0 Medical Services	8
7.0 Radiation Services	10
8.0 Reentry	10
Figure #1 - R-MAD Floor Plan	2
Figure #2 - R-MAD General Area Layout	3
Figure #3 - Emergency Exit and Gate Locations - TCC	5
Figure #4 - Area Layout - NRDS	9
Annex #1 - Reentry Team Instructions	1-1
Annex #2 - Emergency Call List for Project 400 Facilities	2-1
Annex #3 - Take-Cover and Evacuation Plan During Test Periods	3-1

Revised
June 2, 1969

EMERGENCY PLAN

PROJECT 400 AREAS - NRDS

1.0 INTRODUCTION:

1.1 The following circumstances require emergency actions at the Project 400 location in which they occur:

1.1.1 At the R-MAD Building or Test Cell "C", an accidental critical assembly of fissionable material.

1.1.2 At Test Cell "C", a hydrogen fire, spill or serious leak.

2.0 EVACUATION SIGNALS:

2.1 A KLAXON (horn) - R-MAD or Test Cell "C" - accompanied by voice tapes (Test Cell "C" only) will signal an accidental critical assembly of fissionable material requiring emergency action.

2.2 A SIREN will signal a hydrogen leak, fire or spill at Test Cell "C" (also a general NRDS or national emergency) requiring emergency action.

2.3 VOICE ANNOUNCEMENTS will be the signal for other emergencies.

3.0 EVACUATION PROCEDURES:

3.1 R-MAD Facility:

3.1.1 Klaxon (Criticality Alarm)

All personnel inside the R-MAD Building or outside in the very near vicinity of the R-MAD Building will proceed to the Disassembly Galleries or Hot Cell 1 and 2 area. Use established routes (see attached map, Figure #1).

All personnel in the Warehouse, Decon Facility, Beetle Shed (Weld Shed) or outside in these general areas will proceed to the south side of the Beetle Shed (see attached map, Figure #2).

DO NOT PROCEED THROUGH THE CLEAN ROOM, ASSEMBLY BAY, OR THE CONTAMINATED AREAS OUTSIDE THE DISASSEMBLY BAY.

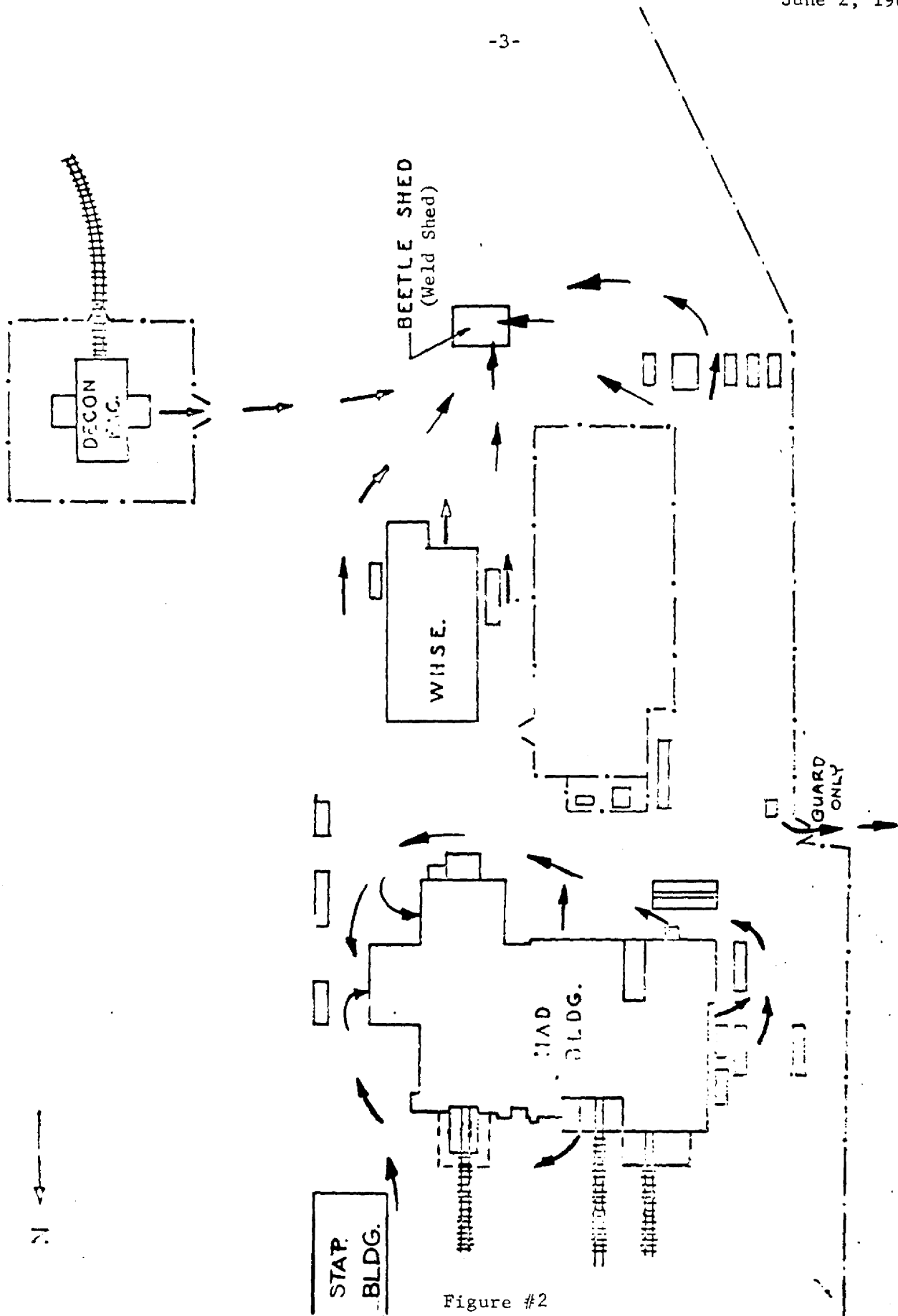
Remain in the prescribed area until instructed over the PA System or by the local senior responsible person in charge to proceed elsewhere.

DO NOT USE VEHICLES FOR EMERGENCY EVACUATION.

People involved in a criticality accident will be under the control of the REECO Medical Department for 48 hours.

Revised
June 2, 1969

-3-



R-MAD GENERAL AREA LAYOUT

Figure #2

3.2 Test Cell "C":

3.2.1 General

DO NOT USE VEHICLES FOR EMERGENCY EVACUATION.

3.2.2 Klaxon (Criticality Alarm)

If in or within a few feet of the Test Cell Building, take shelter there; otherwise, leave the test cell area immediately. If in the pad area immediately north of the shield wall, evacuate to the south around the shield to gain maximum protection (see attached map, Figure #3).

3.2.3 Siren (Hydrogen Alarm)

Leave the test cell through the nearest open or emergency evacuation gate. (See attached map, Figure #3.) Persons in the basement of the test cell should remain there until contacted (see 3.2.6). If alarm is caused by conditions in the basement, evacuate.

3.2.4 Voice Announcements

Everyone should follow instructions when voice announcements are used to alert personnel at the test cell to an emergency condition.

3.2.5 Roadblocks

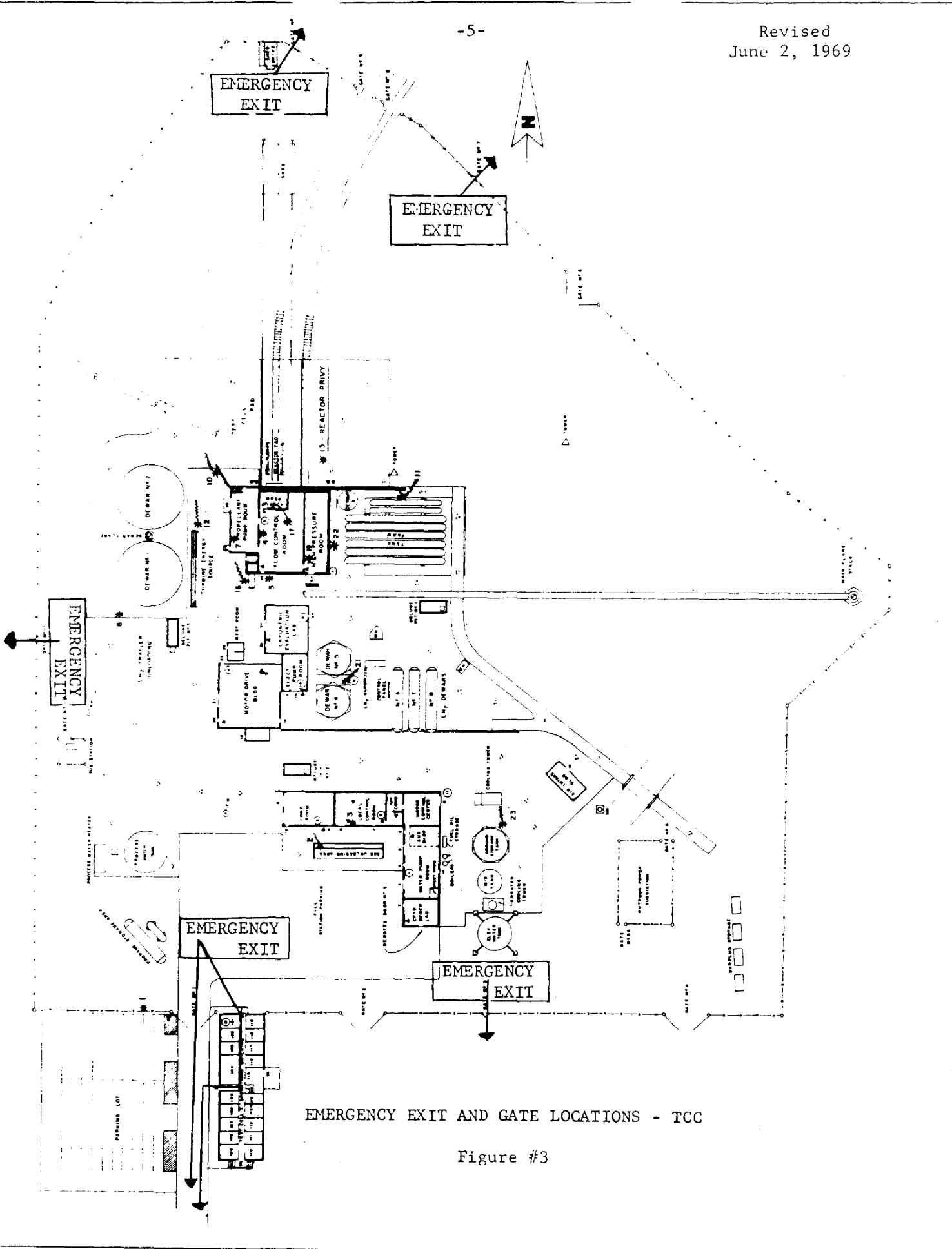
Evacuees should proceed by the most direct, safe route to the road warning lights (located approximately 1,500 feet south of the test cell on the main access road) and await further instructions from the Test Cell Manager, his assistant, or the senior IASL technical representative at that location.

An attempt should be made to account for all other individuals who were together at the time of the emergency alert. Persons unaccounted for should be reported to the senior person at the road warning lights.

3.2.6 Post Evacuation

No one is authorized to leave the roadblock until released by the senior IASL technical representative at the roadblock.

People involved in a criticality accident will be under the control of the REECo Medical Department for 48 hours.



EMERGENCY EXIT AND GATE LOCATIONS - TCC

Figure #3

4.0 NOTIFICATIONS:

4.1 Additional Alarm Indications:

4.1.1 Alarms are visually displayed on summation panels in the following locations:

- a. J-3 Office, Room 133, Tech/Ops Building
- b. J-3 Office, Room 137, Tech/Ops Building
- c. Test Cell "C" Control Room, R-CP Building
- d. Rad-Services Office, Room 113, R-MAD Building
- e. Fire Station Stand-by Room, NRDS Fire Station
- f. Basement, R-Control Point Building

4.2 Operational Notifications:

4.2.1 During normal working hours J-3 will make announcements over the PA System as necessary and will notify the appropriate emergency and technical groups. When the emergency has terminated, J-3 will contact all previously notified groups.

4.2.2 During non-working hours the Fire Department will notify NRDS organizations of emergencies in accordance with NRDS Site Emergency Plan, NRDSOP #55 Revised. The PAA Support Supervisor will make the LASL notification according to Annex #2, Emergency Call List for Project 400 Facilities.

4.3 Alarm Verification:

4.3.1 During normal duty hours the appropriate LASL technical personnel will determine alarm validity and notify J-3 so that the appropriate groups can be contacted.

4.3.2 During non-duty hours verification of alarms is determined by the PAA SUPPORT SUPERVISOR or RAD-SERVICES DUTY OFFICER for criticality alarms or by the PAA SUPPORT SUPERVISOR or FIRE DEPARTMENT for hydrogen alarms. In all cases, technical personnel involved with the system will be consulted. The PAA SUPPORT SUPERVISOR, RAD-SERVICES, and FIRE DEPARTMENT PERSONNEL have been instructed concerning the alarm signals and have written instructions concerning these systems and their responsibilities in connection with them.

The PAA Support Supervisor, Fire Department Personnel, or Rad-Services Representative will notify the Fire Department Communicator, telephone 5222, of alarm validity.

4.4 Laboratory Notifications:

4.4.1 In cases where actual or potential injuries to personnel have occurred, including serious accidents, fire and radiation exposure, the LASL person in charge will notify the following offices as soon as possible:

	<u>Office</u>	<u>Telephone</u>	<u>Home</u>
LASL J-DO, NRDS, Nevada Herbert T. Knight	5461		
LASL J-DO, Los Alamos, N.M. William E. Ogle Keith Boyer	9-126-7-4236 9-126-7-5167	*	(Santa Fe)
LASL H-3 Safety Office, Los Alamos, N.M. Roy Reider or Alternate	9-126-7-4644	*	
LASL Director's Office, Los Alamos, N.M. Norris E. Bradbury Raemer E. Schreiber	9-126-7-5101 9-126-7-5136	*	(Española)
SNPO-N Field Office, NRDS, Nevada John P. Jewett Percy Griffiths George Parmenter	5721 5725 5725		
NVCO-AEC Operational Safety Office, Las Vegas, Nevada Otto H. Roehlk Henry A. Spavin	9-6-9673 9-122-3101		

4.4.2 To insure the validity of reports to SNPO-N and AEC, such reports should preferably be made after consultation with H-3 personnel and the Director's Office at Los Alamos. If LASL H-3 personnel or the Director's Office cannot be contacted, then information should be given to SNPO-N and AEC. This consultation is especially important for any incident which involves possible radiation exposure that might have public impact.

* To reach Los Alamos personnel via the tie-line when numbers begin with the prefix "2", dial 9-126-3-3330 (Los Alamos Operator). Give operator the number you wish. After 5:00 p.m. call the Washington FTS Operator 9-8-202-967-1221 and give her the Los Alamos Area Code 505 and the Los Alamos telephone number including the prefix 66.

PRIVACY ACT MATERIAL REMOVED

-8-

4.5 Public Information:

4.5.1 Release to the public or news media of information about emergencies in the Project 400 Area, NRDS, will be through SNPO-N official sources. Requests for information or news releases will be directed to the following:

	<u>Office</u>	<u>Telephone</u>	<u>Home</u>
Chief, SNPO-N (John P. Jewett)	5721		
Asst. Chief, SNPO-N (Dudley Folsom)	5721		

5.0 EMERGENCY PERSONNEL RESPONSE:

5.1 Fire Department:

The NRDS Fire Department will follow Appendix A to NRDS Operating Procedure No. 55.

5.2 Security Force (WSI):

Security Force personnel will respond to emergencies as detailed in Appendix B to NRDS Operating Procedure No. 55.

5.3 Roadblock Location: (See Figure #4)

R-MAD Building - On the R-CP/R-MAD Road (Road G) 1,500 feet from the R-MAD Gate. A secondary roadblock for the R-MAD will be established approximately 1,500 feet from the R-MAD on the R-MAD/Test Cell "A" Road (Road F).

Test Cell "C" - Approximately 1,500 feet south from the test cell main gate on Road J.

Telephones are available at the Test Cell "C" Roadblock (5225) and at the R-MAD Main Roadblock (5237).

6.0 MEDICAL SERVICES:

6.1 When the NRDS Dispensary is manned, an aidman will proceed immediately to the principal roadblock. If it is necessary to transport injured personnel, a fireman or any available person will be requested to drive the ambulance. When the situation permits, the NRDS Aidman will return to the NRDS Dispensary.

6.2 When notified of the emergency, the NRDS Aidman will immediately inform the Mercury Dispensary, which will dispatch additional medical personnel into the area.

PRIVACY ACT MATERIAL REMOVED

EMERGENCY ROADBLOCK LOCATIONS FOR TEST CELL "C" AND THE R-MAD BUILDING

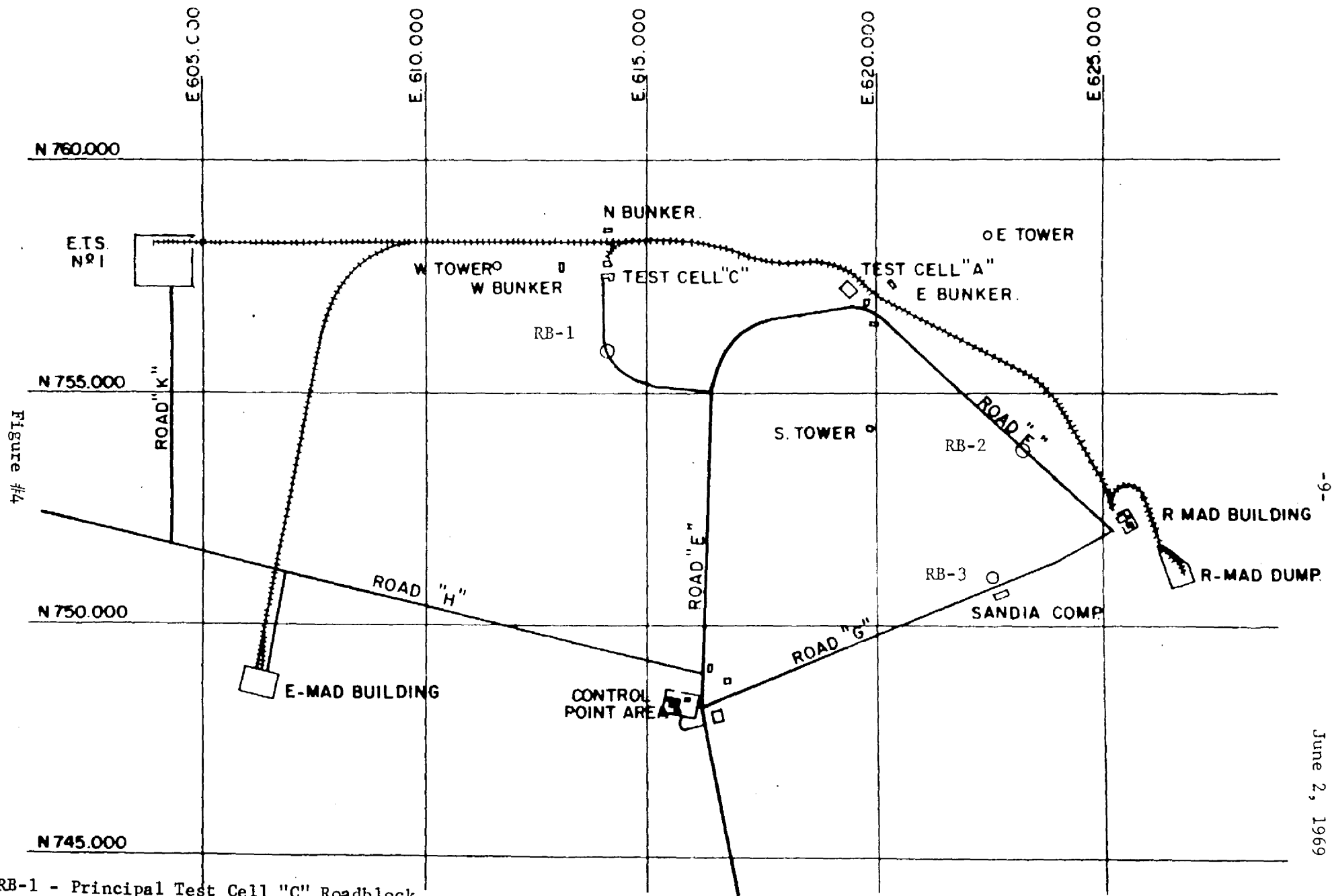


Figure #4

-9-

Revised
June 2, 1969

- RB-1 - Principal Test Cell "C" Roadblock
Ph - 5225
- RB-2 - Secondary MAD Bldg. Roadblock
- RB-3 - Principal MAD Bldg. Roadblock
Ph - 5237

NOTE - Warning lights are located at all Roadblocks.

AREA LAYOUT - NRDS.

- 6.3 When the NRDS Dispensary is not manned, the NRDS Fire Department will notify the Mercury Dispensary requesting stand-by at the NRDS Dispensary in case medical services are required.
- 6.4 When a criticality accident occurs, the REECo Medical Division is requested to report and document through the Director, Health and Safety, and the Chief, Medical Division - REECo, the physical condition and all changes thereto of all LASL injured and/or exposed personnel to the LASL Health Physics Advisor. In addition, one gram of hair should be collected from the head and pubic areas of all individuals exposed, placed in individual labeled envelopes and retained for examination by the LASL Health Physics Advisor.

7.0 RADIATION SERVICES:

7.1 Duty Hour Response:

If the alarm is at Test Cell "C", Rad-Services personnel should report to the roadblock with proper radiac equipment and render assistance to the Project Director's Senior Representative until released.

7.2 Non-Duty Hours:

If Rad-Services personnel are on duty, they should report to the PAA Support Supervisor and render assistance.

If the Rad-Services personnel are not available, the PAA Support Supervisor will determine by consultation with appropriate user personnel the necessity for call-out of a monitor.

Test Cell "C" radiation conditions can be monitored from three locations in the R-CP Building. The PAA Support Supervisor is trained in reading these indications and will report system indication to one of the following personnel to determine alarm validity and take action as directed:

J. W. Connell
E. J. Pierczynski
A. L. Trego
J. B. Henshall
H. T. Knight

8.0 REENTRY

- 8.1 Reentry procedures are detailed in Annex #1, Reentry Team Instructions.

ANNEX #1

REENTRY TEAM INSTRUCTIONS

1.0 EMERGENCY RESCUE:

- 1.1 Emergency rescue missions and/or fire fighting missions for the purpose of lifesaving may be released at the discretion of the SENIOR FIRE DEPARTMENT REPRESENTATIVE or SENIOR USER REPRESENTATIVE (Annex #2 - Emergency Call List for Project 400 Facilities), who will designate the members of the rescue party.

2.0 REENTRY PROCEDURES:

2.1 Control:

- 2.1.1 For other than rescue missions, personnel will not be allowed through the roadblock until released by an authorized person on the attached Call List (Annex #2 - Emergency Call List for Project 400 Facilities). Authorized personnel may release the reentry team into the area either by telephone or verbally at the roadblock via J-3, PAA SUPPORT SUPERVISOR, WSI SECURITY or the SENIOR FIRE DEPARTMENT REPRESENTATIVE.

2.2 Team Members:

2.2.1 Duty Hours

The REENTRY TEAM makeup will be designated by the Senior LASL Representative.

2.2.2 Non-Duty Hours

The makeup of the REENTRY TEAM will be designated by persons in Annex #2, Emergency Call List for Project 400 Facilities, with an asterisk (*) or double asterisk (***) behind their name.

2.3 Reentry Procedure:

- 2.3.1 Before any reentry procedures are initiated, the remote readout instruments for hydrogen or criticality (Test Cell "C" only) in the R-Control Point Area will be checked.
- 2.3.2 The BUDDY SYSTEM must be employed at all times. The REENTRY TEAM will maintain radio contact with the roadblock at all times, by a mobile radio or portable pack set. The REENTRY TEAM, upon leaving the roadblock, will proceed toward the danger area and will maintain contact with the roadblock,

describing conditions and receiving further instructions as necessary. If the REENTRY TEAM is unable to contact the roadblock at any time, it will return immediately to the roadblock in order to reestablish communication.

- 2.3.3 When unusual conditions are encountered (radiation above background, for example) the REENTRY TEAM should withdraw to a safe distance and contact the roadblock for further instructions.

2.4 Emergency Equipment - Communications:

- 2.4.1 FIRE DEPARTMENT and SECURITY vehicles carry their appropriate radio nets which can be used for emergency communication. Telephones are located at the principal Test Cell "C" Roadblock and at the principal R-MAD Roadblock at the Sandia Compound. (See Figure #4, map.)
- 2.4.2 Net #20 radios are available in a number of project cars.

ANNEX #2

EMERGENCY CALL LIST FOR PROJECT 400 FACILITIES

For All Facilities: Call in the order listed until one individual is contacted.

<u>ETL or Test Cell "A":</u>		<u>Office Phone</u>	<u>Home Phone</u>
1.	D. L. Harris*	J-5 5016	
2.	E. C. Diedrich	J-5 5354	
3.	W. Y. Endow	J-5 5715	

R-CP Area:

1.	J. W. Connell	J-17 5667	
2.	W. F. Carlson	J-17 5667	
3.	H. T. Knight**	J-DO 5461	
4.	J. B. Henshall**	J-17 5667	
5.	A. L. Trego**	J-17 5667	
6.	G. D. Burgon	EG&G 5895	
7.	R. C. Beiler	J-3 5447	

R-MAD Area:

1.	D. L. Carter*	J-9 5204	
2.	R. P. Brown*	J-9 5652	
3.	A. L. Bond*	J-9 5286	

Test Cell "C":

1.	D. E. Heath*	J-5 5621	
2.	B. D. Blevins*	J-5 5621	
3.	J. W. Moore	J-5 5621	
4.	R. J. Standiford	J-5 5621	
5.	E. L. Murley	J-5 5354	
6.	T. E. Lough	J-5 5621	

Warehouse (LASL):

1.	J. W. Lipp	S&P 5455	
----	------------	--------------------	--

J-6: (For power failure, loss of water, failure of air-conditioning,

1.	R. A. Singer	J-6 5282	
2.	W. R. White	J-6 5282	
3.	D. F. Cameron	J-6 5282	

Personnel Injury or Death:

1.	H. T. Knight**	J-DO 5461	
2.	R. C. Beiler**	J-3 5447	
3.	D. H. Collins**	J-3 5461	
4.	P. Yarema	J-3 5441	
5.	B. Y. Tucker	J-3 5441	

Criticality Alarm - For Verification:

1.	J. W. Connell	J-17 5667	
2.	E. J. Pierczynski	J-17 5667	
3.	A. L. Trego**	J-17 5667	
4.	J. B. Henshall**	J-17 5667	
5.	H. T. Knight**	J-DO 5461	

Reentry may be authorized by personnel with * (asterisk) behind their name to facility listed. Personnel with ** (double asterisk) may authorize reentry to any LASL Facility.

ANNEX #3

TAKE-COVER AND EVACUATION PLAN DURING TEST PERIODS

1.0 R-MAD - TC"C" - ETL AND TC"A" - R-CP AREA:

- 1.1 The FACILITY REPRESENTATIVES listed below are responsible for insuring the orderly take-cover or evacuation of personnel within their respective areas when such action becomes necessary. Notification that such action is necessary will be received through J-3 from the CHIEF, SNPO-N, or his authorized representative.
- 1.2 The signal for take-cover or evacuation of these technical facilities for this type of emergency is a voice announcement over the PA System and battery-powered megaphones.
- 1.3 On Run Days (NRDS) or D-Days (NTS) when take-cover or evacuation may become necessary, these FACILITY REPRESENTATIVES will assure themselves that the following items have been completed.
 - 1.3.1 Prior to Test Days, preferably on R-1 or D-1:
 - a. All personnel have been thoroughly briefed on take-cover areas and evacuation procedure.
 - b. Facility personnel are fully briefed on critical item shutdown.
 - c. The facility PA System is working properly.
 - 1.3.2 Test Day:
 - a. That they are in contact with J-3 and the designated SNPO-N Coordinator.
- 1.4 In the event take-cover or evacuation is necessary, WSI will provide all available Security personnel to assist Facility Representatives in accomplishing take-cover or evacuation.
- 1.5 J-3 will notify SNPO-N when take-cover or evacuation is complete.

2.0 FACILITY REPRESENTATIVES:

- 2.1 Test Cell "C" - Don Heath, 5621, Billy Blevins, 5621, or the designated alternate.
- 2.2 R-MAD - Avery Bond, 5286, Delmar Carter, 5204, or the designated alternate.

- 2.3 ETL - Test Cell "A" - David Harris, 5016, or Eugene Diedrich, 5354.
- 2.4 R-Control Point Area - Robert C. Beiler, 5447, Don H. Collins, 5461, or the designated alternate.