

~~CONFIDENTIAL~~

410171

NVO.9

R

FACILITIES & SUPPORT REQUIREMENTS PLAN

PACIFIC AREA


PROPERTY OF
U. S. GOVERNMENT

VOLUME III SUPPORT REQUIREMENTS



JOINT TASK FORCE EIGHT

AND



UNITED STATES
ATOMIC ENERGY COMMISSION

NINTH EDITION
April, 1969

prepared by
HOLMES & NARVER INC
Logistics Planning Group
Las Vegas, Nevada

DEPARTMENT OF ENERGY DECLASSIFICATION REVIEW
REVIEW DATE: 12-10-87
AUTHORITY: 18 U.S.C. 793, 794
Determination (Circle Number(s))
1. CLASSIFICATION RETAINED
2. CLASSIFICATION CHANGED TO:
3. CONTAINS NO DOE CLASSIFIED INFO
4. COORDINATE WITH:
5. CLASSIFICATION CANCELLED
6. CLASSIFIED INFO BRACKETED
7. OTHER (SPECIFY)
ME: PATRICIA COON

~~CONFIDENTIAL~~
HANDLE AS RESTRICTED DATA IN FOREIGN DISSEMINATION
SECTION 144B, ATOMIC ENERGY ACT, 1954

This material contains information affecting the national defense of the United States within the meaning of the espionage laws Title 18, U. S. C. Secs. 793 and 794, the transmission or revelation of which in any manner to an unauthorized person is prohibited by law.

GROUP 1
EXCLUDED FROM AUTOMATIC DOWNGRADING
AND DECLASSIFICATION

~~CONFIDENTIAL~~

~~CONFIDENTIAL~~

TABLE OF CONTENTS

SECTION I	INTRODUCTION	PAGE
1.1	General	I-1
1.2	Purpose	I-1
1.3	Contents	I-1
1.4	Supersedure	I-2
1.5	Change Pages	I-2
1.6	Changes to Data	I-2
1.7	Definitions	I-2
1.8	Abbreviations	I-5
SECTION II	DETAILED COMMUNICATION REQUIREMENTS	
2.1	General	2-1
2.2	Tabular Listing	2-1
2.3	Communications at Johnston Atoll	2-2
2.4	Communications at Damon Tract	2-56
2.5	Communications at Hickam AFB	2-69
2.6	Communications at NAS Barbers Point	2-90
2.7	Communications at AEC TRF, Kauai	2-107
2.8	Communications at Maui	2-116
2.9	Communications at Mauna Loa (Hawaii)	2-121
2.10	Communications at Kirtland AFB	2-126
2.11	Communications at Canton	2-133
2.12	Communications at French Frigate Shoals	2-138
2.13	Communications at Palmyra	2-143
2.14	Communications at Upolu	2-148
2.15	Communications at Viti Levu	2-153
SECTION III	SPACE ALLOCATIONS	
3.1	General	3-1
3.2	Summary of Tables	3-1
3.3	Johnston Atoll Post-GO Facilities and Space Allocations	3-2
3.4	Hawaiian Islands	3-59
3.5	Kirtland AFB	3-91
SECTION IV	SCIENTIFIC STATIONS	
4.1	General	4-1
4.2	Numbering System	4-1
4.3	Table 4-3 Scientific Stations - All Locations	4-1

Property of
U.S. DEPARTMENT OF ENERGY
DOE/NV TECHNICAL INFORMATICS
RESOURCE CENTER
Las Vegas, NV 89193

[REDACTED]

SECTION	DESCRIPTION	PAGE
SECTION V	TRANSPORTATION FORECASTS	
5.1	General	5-1
5.2	Abbreviations	5-1
SECTION VI	VEHICLES AND SUPPORT EQUIPMENT	
6.1	General	6-1
6.2	Summary of Tables	6-1
SECTION VII	SPECIAL SUPPORT PERSONNEL	
7.1	General	7-1
7.2	Summary	7-2
SECTION VIII	POPULATION FORECASTS	
8.1	General	8-1
8.2	Format	8-1
8.3	Abbreviations	8-1
SECTION IX	OFFICE FURNITURE AND EQUIPMENT REQUIREMENTS	
9.1	General	9-1
9.2	Johnston Atoll	9-1
9.3	Hawaiian Islands	9-32
9.4	Kirtland AFB	9-40
9.5	Pacific Off Islands	9-43

~~CONFIDENTIAL~~

LIST OF TABLES

TABLE	TITLE	PAGE
1-1	Summary of Locations Identified by The First Two Digits of the F&S No.	I-7
2-1	Detailed Communication Requirements at Johnston Atoll	2-3
2-2	Detailed Communication Requirements at Damon Tract	2-57
2-3	Detailed Communication Requirements at Hickam AFB	2-70
2-4	Detailed Communication Requirements at NAS Barbers Point	2-91
2-5	Detailed Communication Requirements at AEC TRF, Kauai	2-108
2-6	Detailed Communication Requirements at Maui	2-117
2-7	Detailed Communication Requirements at Mauna Loa, Hawaii	2-122
2-8	Detailed Communication Requirements at Kirtland AFB	2-127
2-9	Detailed Communication Requirements at Canton	2-134
2-10	Detailed Communication Requirements at French Frigate Shoals	2-139
2-11	Detailed Communication Requirements at Palmyra	2-144
2-12	Detailed Communication Requirements at Upolu	2-149
2-13	Detailed Communication Requirements at Viti Levu	2-154
3-1	Billeting at Johnston Atoll	3-3
3-2A	Johnston Atoll Warehousing	3-4
3-2B	Johnston Atoll Explosive Storage	3-6
3-3	Johnston Atoll Pre-GO vs. Post-GO Space Allocations	3-7
3-4	Space Allocations - Johnston Atoll	3-10
3-5	Space Allocations - Damon Tract	3-60
3-5	Space Allocations - Pearl Harbor	3-65
3-5	Space Allocations - Hickam AFB	3-66
3-5	Space Allocations - NAS Barbers Point	3-77
3-5	Space Allocations - TRF, Kauai	3-82
3-5	Space Allocations - Hawaii	3-87
3-5	Space Allocations - Maui	3-88
3-6	Space Allocations - Kirtland AFB	3-92
4-1A	Numerical Designators	4-3
4-1B	Alphabetical Locations	4-4
4-2	User Designators	4-5
4-3	Scientific Stations at Kwajalein	4-6
4-3	Scientific Stations at Johnston Atoll	4-7
4-3	Scientific Stations at Sand Island - JA	4-22
4-3	Scientific Stations at French Frigate Shoals	4-23
4-3	Scientific Stations at Hickam AFB	4-24
4-3	Scientific Stations at Oahu	4-25
4-3	Scientific Stations at NAS Barbers Point	4-27
4-3	Scientific Stations at TRF, Kauai	4-28
4-3	Scientific Stations at Maui	4-34
4-3	Scientific Stations at Palmyra	4-35

TABLE	TITLE	PAGE
4-3	Scientific Stations at Hawaii	4-36
4-3	Scientific Stations at Viti Levu	4-37
4-3	Scientific Stations at Canton	4-38
4-3	Scientific Stations at Wake	4-39
4-3	Scientific Stations at Midway	4-40
4-3	Scientific Stations at Guam	4-41
4-3	Scientific Stations at Akau Island - JA	4-42
4-3	Scientific Stations at Hikina Island - JA	4-43
4-3	Scientific Stations at Japan	4-44
4-3	Scientific Stations at Okinawa	4-45
4-3	Scientific Stations at New Zealand	4-46
4-3	Scientific Stations at Upolu	4-47
4-3	Scientific Stations at Optical Platform East (JA)	4-48
4-3	Scientific Stations at Optical Platform West (JA)	4-49
5-1	Materiel Transportation Requirements -- All Modes -- By Using Agency	5-3
5-2	Materiel Transportation Requirements Departing Oakland By Surface -- All Users	5-17
5-3	Materiel Transportation Requirements Departing Travis AFB -- Channel Airlift	5-21
5-4	Materiel Transportation Requirements Departing Kirtland AFB -- Special Airlift Missions	5-25
5-5	Materiel Transportation Requirements Departing Oahu -- All Modes -- All Users	5-27
5-6	Materiel Transportation Requirements Departing JA -- All Modes -- All Users	5-29
5-7	Materiel Transportation Requirements Summary -- Surface	5-31
5-8	Materiel Transportation Requirements Summary -- Channel Airlift	5-33
5-9	Materiel Transportation Requirements Summary -- Special Airlift Missions	5-35
5-10	Personnel Transportation Requirements Departing Travis AFB	5-39
5-11	Personnel Transportation Requirements Departing Hickam AFB	5-43
5-12	Personnel Transportation Requirements Departing JA	5-47
5-13	Personnel Transportation Requirements of Using Agencies	5-49
6-1	Vehicle and Support Equipment Requirements -- Summary	6-3
6-2	Vehicle and Support Equipment Requirements -- Summary by User	6-7
6-3	Vehicle and Support Equipment Requirements -- Summary by Major Locations	6-13
6-4	Vehicle and Support Equipment Requirements -- All Locations by User	6-18

~~CONFIDENTIAL~~

TABLE	TITLE	PAGE
8-1	Population Forecast Summary	8-3
8-2	Population Forecast by Location	8-9
8-3	Population Forecast by Organization	8-39
9-1	Office Furniture and Equipment Requirements at Johnston Atoll	9-2
9-2	Office Furniture and Equipment Requirements at Oahu	9-33
9-3	Office Furniture and Equipment Requirements at Kauai	9-36
9-4	Office Furniture and Equipment Requirements at Maui	9-38
9-5	Office Furniture and Equipment Requirements at Mauna Loa, Island of Hawaii	9-39
9-6	Office Furniture and Equipment Requirements at Kirtland AFB	9-41
9-7	Office Furniture and Equipment Requirements at Canton	9-44
9-8	Office Furniture and Equipment Requirements at French Frigate Shoals	9-45
9-9	Office Furniture and Equipment Requirements at Midway	9-46
9-10	Office Furniture and Equipment Requirements at Palmyra	9-47
9-11	Office Furniture and Equipment Requirements at Upolu	9-48
9-12	Office Furniture and Equipment Requirements at Viti Levu	9-49
9-13	Office Furniture and Equipment Requirements at Wake	9-50

~~CONFIDENTIAL~~

LIST OF ILLUSTRATIONS

FIGURE		PAGE
3-1	First Floor, Joint Operations Center	3-96
3-2	Second Floor, Joint Operations Center	3-97
3-3	Third Floor, Joint Operations Center	3-98
3-4	Fourth Floor, Joint Operations Center	3-99
3-5	Roof Structure, Joint Operations Center	3-100
3-6	Structure Numbering System Boundaries at Johnston Atoll	3-101
4-1	Scientific Stations on Western End of Johnston Atoll	4-50
4-2	Scientific Stations on Eastern End of Johnston Atoll	4-51

SECTION I

INTRODUCTION

1.1 GENERAL

The Facilities and Support Requirements (F&SR) Plan, NVO-9 is prepared and maintained by the Logistics Planning Group (LPG) of Holmes & Narver, Inc. in accordance with guidance furnished in: (1) the U. S. Atomic Energy Commission, Nevada Operations Office, Planning Directive for Off-Continent Activities, (current edition); (2) Annex I to Commander Joint Task Force EIGHT, Operations Plan 100 (current edition); and (3) the various Defense Atomic Support Agency Program Documents.

1.2 PURPOSE

The F&SR Plan provides a consolidated plan for engineering, procurement, construction, logistical support and funding requirements which will permit timely reaction to a decision to resume nuclear testing in the Pacific Operational Area. It is designed to serve as a basic information document for the U. S. Atomic Energy Commission (AEC), the Defense Atomic Support Agency (DASA) and Joint Task Force EIGHT (JTF-8).

1.3 CONTENTS

This Ninth Edition of the Facilities and Support Requirements Plan, commonly referred to as "The Gray Book", is published in three volumes and is based on currently known requirements submitted by all agencies.

Volume I contains descriptions of field construction related projects or major modifications which have been completed, are under way, or are proposed for accomplishment at Johnston Atoll.

Volume II contains information concerning field construction related projects or major modifications which have been completed, are under way, or are proposed for accomplishment at Kirtland AFB, Albuquerque, New Mexico; within the Hawaiian Islands; and at other Pacific Island locations. These latter locations are usually referred to as the Off-Islands.

Volume III provides a consolidated master plan of the logistical support requirements necessary for the resumption of nuclear testing in the Pacific Operational Area. These requirements include tabular information related to detailed communications, material and personnel transportation, special support personnel, office furniture

and equipment, vehicle and equipment support, population forecasts, space allocations, and a listing of scientific stations. All data is based on information submitted by participating agencies.

1.4 SUPERSEDURE

This volume of the Ninth Edition of the Facilities and Support Requirements Plan, dated April 1969, supersedes and replaces Volume III of the Eighth Edition, dated January 1, 1966.

1.5 CHANGE PAGES

This edition will be maintained in a current status through the issuance of periodic change pages providing new support information. A list of all currently effective pages is furnished with each change as a checklist. A record of changes to each volume should be maintained in Annex Z of that volume.

1.6 CHANGES TO DATA

Changes or corrections to data contained in this publication should be sent to:

Manager, Logistics Planning Group
Holmes & Narver, Inc.
P. O. Box 14340
Las Vegas, Nevada 89114
Phone (702) 734-3104

1.7 DEFINITIONS

Facilities and Support Number (F&S No.) is a five-digit identification number assigned to a project or facility. The first two digits reflect the location and intended use of the facility. The exception being the off-island facilities, whereby the first two-digits reflect the location only. Table 1-1 lists a summary of these digits. The last three digits are assigned in line item sequence for each location and intended use.

Table 3-4 thru 3-6 of this volume delineates the relationship between applicable active F&S Nos., building numbers, scientific station numbers and the User of the various facilities and structures at Johnston Atoll, the Hawaiian Islands and Kirtland AFB.

GO - "GO" is defined as the date Presidential Authorization is given to proceed to test with highest priority in the now prohibited environments. A BOD or FOD of GO+30 indicates that the facility will be required 30 days after "GO".

Participation - "Participation" indicates the Program(s) in which the facility will be used. The abbreviations used to identify the various programs are as follows:

AD	-	AEC Air Drop Program
*BH	-	Baker-Howland
**DW	-	DISTANT WATERS
EX	-	Exercise/Rehearsal
HA	-	High Altitude Program, including MIGHTY SKY Program
**MF	-	MIDGET FLY
**NOST	-	Nuclear Operational Systems Test
S	-	Support
T	-	TAMARIN

*Baker-Howland is a part of the Land Based Program. Only that portion of the Land Based Program which involves facilities located overseas, namely Baker-Howland, is included in this document.

**A part of this program is conducted in the CONUS. Facilities or support requirements required for the CONUS portion of the program are not included in this document.

A Scientific Station is any land-based facility or installation, either existing or approved for engineering and/or construction, used in a test program, which is required to launch payloads, or to observe, measure, collect, record, or display test results.

Structure/Facility No. - As noted on the individual facility description pages, as well as in the indexes, a Structure/Facility No. is assigned to each facility for record and base identification purposes. See Section III, of this volume for a complete list of all Structure/Facility Numbers.

Subtask No. - Includes a designation assigned to all DOD/DASA subtasks (formerly projects). The Subtask Nos. and titles for the MIGHTY SKY, MIDGET FLY and DISTANT WATERS programs are listed in Section III, of both Volumes I and II.

~~CONFIDENTIAL~~

Title - Proper and official name of the facility or project.

User - The abbreviated title of the primary agency which has a requirement, or the agency having managerial responsibility, for the facility. JTF, in the User block or column, indicates that the facility is available for use by all test participants.

~~CONFIDENTIAL~~

ABBREVIATIONS

AD	- AEC Air Drop Program
ADC	- Air Defense Command
ADR	- Air Drop Rehearsal
AEC	- Atomic Energy Commission
AFTAC	- Air Force Technical Applications Center
AFWTR	- Air Force Western Test Range
AMICOM	- U. S. Army Missile Command
ARPA	- Advanced Research Projects Agency
BOD	- Beneficial Occupancy Date
BH	- Baker-Howland Program
BTL	- Bell Telephone Laboratories
CAMRON	- Consolidated Aircraft Maintenance Squadron
CGD14	- Coast Guard District Fourteen
DASA	- Defense Atomic Support Agency
DMI	- Direct Material Issue
DOD	- Department of Defense
DPWO	- District Public Works Office (Officer)
DRL	- Defense Research Laboratory, Division of AC Electronics, General Motors Corporation
DT	- Damon Tract
DTC	- Deseret Test Center
DW	- DISTANT WATERS Test Series
EG&G or TG 8.1.6	- EG&G, Inc. (Formerly Edgerton, Germeshausen & Grier)
ESSA	- Environmental Science Services Administration
EX	- Exercise/Rehearsal
FOD	- Full Occupancy Date
FOPU	- Fallout Prediction Unit
FY	- Fiscal Year
GD	- General Dynamics
GEEIA	- Ground Electronics Engineering - Installation Agency
H&N	- Holmes & Narver, Inc.
HA	- High Altitude Program
HAFB	- Hickam Air Force Base
HATV	- High Altitude Test Vehicle
HQ DASA	- Headquarters, Defense Atomic Support Agency
JHEG	- Joint Hazards Evaluation Group
JTE	- Joint Task Element
JTF	- Joint Task Force
JTF-8	- Joint Task Force EIGHT
JTG 8.2 or TG 8.2	- Joint Task Group 8.2 (Army)
JTG 8.3 or TG 8.3	- Joint Task Group 8.3 (Navy)
JTG 8.4 or TG 8.4	- Joint Task Group 8.4 (Air Force)
JTG 8.5 or TG 8.5	- Joint Task Group 8.5 (AEC Logistical Support Group)
JTG 8.6 or TG 8.6	- Joint Task Group 8.6 (Johnston Atoll Base Command)
JTG 8.7 or TG 8.7	- Joint Task Group 8.7 (Safety Advisory Group)

~~CONFIDENTIAL~~

LASL or TG 8.1.1 - Los Alamos Scientific Laboratory
LPG - Logistics Planning Group, H&N, Inc.
LRL or TG 8.1.2 - Lawrence Radiation Laboratory
MILCON - Military Construction Funds (Department of Defense)
MF - MIDGET FLY Test Series
MS - MIGHTY SKY Test Series
MT - Measurement Tons
NASBP - Naval Air Station Barbers Point
NFEC - Naval Facilities Engineering Command Contracts
NOST - Nuclear Operational Systems Test
OICC-MID PAC - Officer in Charge of Construction Naval Facilities Engineering Command, Mid Pacific (Formerly District Public Works Officer - DPWO-14thND)

PACGEEIA - Pacific Region - Ground Electronics Engineering - Installation Agency

PACAF - Pacific Air Force
PMR or TG 8.1.5 - Pacific Missile Range
PRESS - Pacific Range Electromagnetic Signature Studies
PWC - Public Works Center
ROAMA - Rome Air Material Area, Griffiss AFB
RDT&E - Research, Development, Test and Evaluation (Dept. of Defense)

RT - Round Trip
S - Support
SAG or TG 8.7 - Safety Advisory Group (AEC/NVOO)
SAMSO or TG 8.1.7 - Space and Missile Systems Organization
SC or TG 8.1.4 - Sandia Corporation
SMAMA - Sacramento Air Material Area
SOSR - Spin on Straight Rail
SRI - Stanford Research Institute
ST - Short Tons
T - Tamarin Program
T+ - Termination Day. Day Test Program is Terminated
TC or TG 8.1.3 - Test Command, Defense Atomic Support Agency
USAF - United States Air Force
USWB - U. S. Weather Bureau
UW - University of Washington
14th INDMAN - Industrial Manager, 14th Naval District
1957th Comm. - 1957th Communications Group, Detachment 1
GP DET 1

~~CONFIDENTIAL~~

TABLE 1-1

SUMMARY OF LOCATIONS IDENTIFIED BY
THE FIRST TWO DIGITS OF THE F&S NUMBER

01 - Johnston Atoll - Scientific	21 - Canton
02 - Johnston Atoll - Support	22 - French Frigate Shoals
03 - Johnston Atoll - Support	23 - Kwajalein
04 - Johnston Atoll - Communications	24 - Midway
05 - Oahu - Scientific & Support	25 - Palmyra
06 - Oahu - Communications	26 - Upolu
07 - Hickam AFB - Scientific & Support	27 - Viti Levu, Fiji
08 - Not Used	28 - Wake
09 - NAS, Barbers Point - Scientific	29 - Guam
10 - NAS, Barbers Point - Support	30 - Okinawa
11 - Kauai - Scientific	31 - Japan
12 - Kauai - Support	32 - Washington
13 - Kauai - Communications	33 - Fanning
14 - Maui - Scientific	34 - Penrhyn (Tongareva)
15 - Maui - Support	*35 - Tongatapu
16 - Maui - Communications	*36 - Roratonga
17 - Hawaii - Scientific	37 - Tutuila
18 - Kirtland AFB - Scientific	38 - Christmas
19 - Kirtland AFB - Support	39 - Baker
20 - Off-Islands - Introduction	40 - New Zealand

*No facilities are planned at this time.

- | | |
|---|---|
| 41 - Tarawa | 51 - Philippines |
| 42 - Malden | 52 - Vietnam |
| 43 - Arofae | 53 - Australia |
| 44 - Aleutians | 54 - Not Used |
| 45 - Majuro | 55 - Baker, Howland and
thru Canton Test Series
67 (Previously Published) |
| 46 - Ponape | 68 -
thru Not Used
79 |
| 47 - Truk | 80 - Johnston Atoll
Project Sharp Nail |
| 48 - Howland | 81 - Johnston Atoll
Program 437 |
| 49 - Not Used | |
| 50 - Scientific Facilities On-Board
Ship | |

[REDACTED]

SECTION II

DETAILED COMMUNICATION REQUIREMENTS

2.1 GENERAL

This section is a detailed listing of all communication requirements for communication facilities listed in Volumes I and II of the Facilities and Support Requirements Plan. Detailed communication requirements in this section are individual component requirements as submitted by participating agencies and contractors. User requirements for components in the teletype, teleconference, telephone, radio and signal systems are presented to indicate the capabilities of each system. This includes the specific location of most components by either building number and/or area description.

2.2 TABULAR LISTING

A table of communication requirements is presented for each location where facilities are in use or will be required. These include Johnston Atoll, Damon Tract, Hickam AFB, NAS Barbers Point, Kauai, Maui, Hawaii, Kirtland AFB, and various Off-Island locations. In general, each location is categorized into on-site and off-site utilization. In the ensuing Tables of this section, abbreviations are the same as used throughout this publication and are defined in Section II of the Introduction to Volumes I and II. The one exception is the abbreviation of "AEC". In this section, "AEC" refers to the Atomic Energy Commission Common User family of agencies. Additional abbreviations used in this section only are:

IN	-	Telephone Instrument
LN	-	Telephone Line
SILT	-	Sandia Instrument Launch Transportainer
SLT	-	STRYPI Launch Transportainer
SULT	-	Sandia Universal Launch Transportainer

2.3 COMMUNICATIONS AT JOHNSTON ATOLL

The detailed communication component requirements at Johnston Atoll are listed in Table 2-1, Table of Detailed Communication Requirements at Johnston Atoll.

2-2

~~CONFIDENTIAL~~

TABLE 2-1. TABLE OF DETAILED COMMUNICATION REQUIREMENTS AT JOHNSTON ATOLL

ITEM NO.	DESCRIPTION	USER	DATE REQ'D	PARTICIPATION										
				AD	BH	DW	EX	HA	MF	NOST	S	T		
	<u>TELETYPE</u>													
	A <u>ON-SITE</u>													
	None Stated													
	B <u>OFF-SITE</u>													
B-1	Access to Services of AEC Communication Center. (F&S 04002)	TC AEC H&N	In Use										X	
B-2	One full duplex, full period, secure TTY circuit to AEC Communication Center, Oahu.	AEC	In Use										X	
B-3	BLANK													
B-4	One FD/FP unsecure circuit from JOC to Filter Center, Oahu. (Complement of Item B-2, Table 2-3)	AEC	GO+165						X					

~~CONFIDENTIAL~~ 2-3

~~CONFIDENTIAL~~

TABLE 2-1. TABLE OF DETAILED COMMUNICATION REQUIREMENTS AT JOHNSTON ATOLL

ITEM NO.	DESCRIPTION	USER	DATE REQ'D	PARTICIPATION										
				AD	BH	DW	EX	HA	MF	NOST	S	T		
	<u>TELECONFERENCE</u>													
	A <u>ON-SITE</u>													
	None Stated													
	B <u>OFF-SITE</u>													
B-1	Secure Telecon to Ohohia St., Hickam and Damon Tract AEC Communication Centers, Oahu on 30 minutes notice (Complement of Items B-1, Table 2-3 and B-2, Table 2-2).	SANDIA LRL LASL	GO+30				X						X	
B-2	Secure Telecon to Los Alamos (On 30 minutes notice).	LASL	GO+45	X				X						
B-3	BLANK													
B-4	Secure Telecon to Sandia, Albuquerque (On 30 minutes notice).	SANDIA	GO+30					X						

VOL III
April 1969

2-4

CONFIDENTIAL

TABLE 2-1. TABLE OF DETAILED COMMUNICATION REQUIREMENTS AT JOHNSTON ATOLL

ITEM NO.	DESCRIPTION	USER	DATE REQ'D	PARTICIPATION										
				AD	BH	DW	EX	HA	MF	NOST	S	T		
	<u>TELEPHONE</u>													
	A <u>ON-SITE</u>													
A-1	Sample handling or aircraft decon point (B-57 Pad). Outside phone with klaxon horn. (F&S 02004)	LASL LRL	GO+45											X
A-2	Helicopter Sample Delivery Area. Outside phone with klaxon horn.	LASL LRL	GO+45											X
A-3	Trailer J-11, South of Bldg. 728. (F&S 02017)	LASL	GO+45	X		X	X	X			X			
A-4	Instrument Repair Shop, Room 107, Bldg. 728. (F&S 02003)	LASL	GO+45	X		X	X	X			X			
A-5	Office, first floor, JOC. (F&S 02006)	LASL	GO+30	X			X	X						
A-6	Laboratory Area, first floor, JOC.	LASL	GO+45	X				X						
A-7	Scientific Deputy Offices, second floor, JOC.	LRL	GO+135	X				X						

CONFIDENTIAL

VOL III
April 1969

CONFIDENTIAL

TABLE 2-1. TABLE OF DETAILED COMMUNICATION REQUIREMENTS AT JOHNSTON ATOLL

ITEM NO.	DESCRIPTION	USER	DATE REQ'D	PARTICIPATION										
				AD	BH	DW	EX	HA	MF	NOST	S	T		
				<u>LN-IN</u>										
A-8	Offices, third floor, JOC (with 1 answering cabinet to pick up all lines. Refer to H&N Communications for description of answering box for Amchitka).	LASL	GO+30	11 14	X		X	X	X	X	X			
A-9	BLANK													
A-10	FOPU, fourth floor, JOC. Instrument to ring in FOPU and HEG. All FOPU instruments to be answerable in one E position.	TG 8.7	GO+135	5 5	X				X					
A-11	Hot lines from JOC to stations: Bldg. 93 Technical Control Center Rocket Instrument Station	LASL	GO+75	3 4					X					
A-12	Camera Station, Bldg. 93 (F&S 01041).	LASL	GO+45	2 4					X					
A-13	Trailers (3) (Adjacent to Bldg. 93). (F&S 02017).	LASL	GO+45	1 2					X					

TABLE 2-1. TABLE OF DETAILED COMMUNICATION REQUIREMENTS AT JOHNSTON ATOLL

ITEM NO.	DESCRIPTION	USER	DATE REQ'D	PARTICIPATION										
				AD	BH	DW	EX	HA	MF	NOST	S	T		
				<u>LN-IN</u>										
A-14	Tents (Adjacent to Bldg. 93). (F&S 02017)	LASL	GO+60	1	2					X				
A-15	South Wall (Outside Bldg. 93) (F&S 01041)	LASL	GO+45	1	1					X				
A-16	Personnel Shelter (North of Bldg. 93) (Connected to south wall line).	LASL	GO+80	1	1					X				
A-17	Optical Station, Bldg. 94. (F&S 01041)	LASL	GO+45	2	2					X				
A-18	Four LASL J-12, J-14, J-16 Trailers near SANDIA Launch Pads. (F&S 02017)	LASL	GO+45	3	4					X				
A-19	Warehouse, Bldg. 398. (F&S 02008)	LASL	GO+30	1	1	X		X		X	X	X		
A-20	Quarters for LASL Personnel in Professional Barracks 16 & 18. Include provision for Radio Re- mote Control unit at each LASL space in JOC, Rooms 314A to N. (F&S 03016)	LASL	GO+30	15	15	X	X	X	X	X	X	X		

CONFIDENTIAL

TABLE 2-1. TABLE OF DETAILED COMMUNICATION REQUIREMENTS AT JOHNSTON ATOLL

ITEM NO.	DESCRIPTION	LN-IN		USER	DATE REQ'D	PARTICIPATION									
						AD	BH	DW	EX	HA	MF	NOST	S	T	
A-21	B-57C Hangar. (F&S 02051)	1	1	LRL	GO+30	X			X	X					
A-22	Sample Handling, Bldg. 726. (F&S 02019)	1	1	LRL	GO+150	X			X	X					
A-23	Nosecone Disassembly, Bldg. 727. (F&S 01058)	1	1	LRL	GO+30	X			X	X					
A-24	Change House, Bldg. 732. Instrument in clean room on east wall, northeast corner by door. To be extension of instrument in Bldg. 727. (F&S 01058)	1	1	LRL	GO+30	X			X	X					
A-25	Nosecone Assembly, Bldg. 868. (F&S 01024, 04038)	1	1	LRL	GO+150	X			X	X					
A-26	Radiographic Inspection Bldg, Bldg. 975 . Explosion Proof Telephone on outside wall. (F&S 01116)	1	1	LRL	GO+150	X			X	X					
A-27	Offices, third floor, JOC. Lines in rotary and hold feature.	4	6	LRL	GO+30	X			X	X					

VOL III
April 1969

2-8

CONFIDENTIAL

TABLE 2-1. TABLE OF DETAILED COMMUNICATION REQUIREMENTS AT JOHNSTON ATOLL

ITEM NO.	DESCRIPTION	USER	DATE REQ'D	PARTICIPATION											
				AD	BH	DW	EX	HA	MF	MOST	S	T			
A-28	Quarters, Bldgs. 16, 18 and apartments. One line and one instrument each room in professional barracks and one line and one instrument in apartments. (F&S 03016)	LRL	GO+30	X			X	X							
A-29	Aircraft Rocket Loading and Arming area. Adjacent outside phone with klaxon horn.	LRL	GO+30	X			X	X							
A-30	Instrument Checkout Lab, first floor, JOC. 1 instrument extension of trailer phone.	LRL	GO+150					X							
A-31	Office, first floor, JOC. Lines in rotary, hold feature.	LRL	GO+150					X							
A-32	Trailers, (2) (Adjacent JOC). Ext. to terminate in LRL Checkout Lab for intercom between Trailers and Checkout Lab.	LRL	GO+150					X							
A-33	Photo Station (Atop Bldg. 16). (F&S 03016)	LRL	GO+150					X							

TABLE 2-1 TABLE OF DETAILED COMMUNICATION REQUIREMENTS AT JOHNSTON ATOLL

ITEM NO.	DESCRIPTION	USER	DATE REQ'D	PARTICIPATION										
				AD	BH	DW	EX	HA	MF	NOST	S	T		
	<u>LN-IN</u>													
A-34	Motor-Payload Preparation Building 709. (F&S 01124) Stations interior of Building, explosion proof instruments. Stations exterior of Building, near ramps, and outside gong.	LRL	GO+30					X						
		1 3		X					X					
		1 2												
A-35	Office and Scientific Instrument Work area, first floor, JOC. 2 lines terminated in 4 instruments. Each instrument will have both lines and capable of switching.	SANDIA	GO+120				X		X	X				
		2 8					X		X	X				
A-36	Offices, third floor, JOC. 2 lines to each instrument.	SANDIA	In Use						X	X				
		7 14							X	X				
A-37	Camera Station, Bldg. 22. (F&S 01046)	SANDIA	GO+20						X	X				
		1 2							X	X				
A-38	Command and Tracking Station, Bldg. 660. Three lines to each instrument. (F&S 01013)	SANDIA	In Use						X	X				
		3 3							X	X				
A-39	Program 437 Hot Lines from Building 660 to JTF-8 Command Center, JOC.	SANDIA	In Use				X		X	X				
		10 11					X		X	X				

VOL III
April 1969

2-10

CONFIDENTIAL

TABLE 2-1. TABLE OF DETAILED COMMUNICATION REQUIREMENTS AT JOHNSTON ATOLL

ITEM NO.	DESCRIPTION	LN-IN		USER	DATE REQ'D	PARTICIPATION								
						AD	BH	DW	EX	HA	MF	NOST	S	T
A-40	Wind Radar System Trailers west of Building 660. 1 line to each station. (F&S 01062)	3	3	SANDIA	In Use					X	X			
A-41	"C" Trailer, Station J 3200.51. (F&S 01062)	1	1	SANDIA	In Use					X	X			
A-42	Electronics Laboratory, Bldg. 693. (F&S 01125)	2	2	SANDIA	GO+120				X	X	X			
A-43	Warehouse, Bldg. 398. (F&S 02008)	1	1	SANDIA	GO+120			X		X	X			
A-44	Rocket Assembly, Bldgs. 714, 716, 720 and 840. Explosion Proof Telephones. (F&S 01019, 04038)	4	4	SANDIA	GO+120			X		X	X			
A-45	HRT and EM Measurements Center, Bldg. 640. (F&S 01074)	1	2	SANDIA	GO+120				X	X				
A-46	Payload Checkout, Bldg. 724. (1 High Bay, 1 "E" Bay, and 1 Office) (F&S 01015)	3	3	SANDIA	GO+120	X			X	X	X			

2-11

VOL III
April 1969

TABLE 2-1. TABLE OF DETAILED COMMUNICATION REQUIREMENTS AT JOHNSON ATOLL

ITEM NO.	DESCRIPTION	USER	DATE REQ'D	PARTICIPATION																	
				AD	BH	DW	EX	HA	MF	NOST	S	T									
	<u>LN-IN</u>																				
A-55	Transmitter Shack at base of 300-foot tower. (F&S 01065)	EG&G	GO+150	X		X	X														
A-56	Photo Area Station, Bldg. 93. (F&S 01072)	EG&G	GO+150					X													
A-57	Photo Maintenance and Processing Trailer (Near Bldg. 93) (F&S 02009, 02017, 02022)	EG&G	GO+150					X													
A-58	Photo Loading Trailer. (Near Bldg. 93) (F&S 02022)	EG&G	GO+150						X												
A-59	Quarters	EG&G	GO+150						X												
A-60	BLANK																				
A-61	Display Support Area, Room 309, JOC.	PMR	In Use																	X	
A-62	FICC to Akau Island.	PMR	In Use																		X

CONFIDENTIAL

TABLE 2-1. TABLE OF DETAILED COMMUNICATION RESOURCE REQUIREMENTS AT JOHNSTON ATOLL

ITEM NO.	DESCRIPTION	LN-IN	USER	DATE REQ'D	PARTICIPATION												
					AD	BH	DW	EX	HA	MF	NO	ST	S	T			
A-63	Frequency Interference Shelter, Office and Lab, Adjacent to Bldg. 251. (F&S 01077)	5 5	PMR	In Use												X	
A-64	Office, third floor, JOC.	6 6	TC	GO+150					X	X							
A-65	Field Maintenance Shop Office, Bldg. 280. (F&S 01056)	4 5	JTF-8	GO+150					X						X		
A-66	Nike-Herc Control Bunker and Converter Shelter, Bldg. 276. (F&S 01014)	3 3	JTF-8	GO+150					X						X		
A-67	Nike-Herc Control Bunker and Converter Shelter, Bldg. 737. (F&S 01014)	3 3	JTF-8	GO+150					X						X		
A-68	Warhead, Bldg. 884. (F&S 01016)	3 5	JTF-8	GO+150					X						X		
A-69	Assembly and Checkout, Bldg. 886, Explosion Proof Instruments. (F&S 01020)	2 2	TC	GO+150					X						X		

CONFIDENTIAL

TABLE 2-1. TABLE OF DETAILED COMMUNICATION REQUIREMENTS AT JOHNSTON ATOLL

ITEM NO.	DESCRIPTION	USER	DATE REQ'D	PARTICIPATION										
				AD	BH	DW	EX	HA	MF	NOST	S	T		
		<u>LN-IN</u>												
A-70	Slim John Rocket Assembly, Bldg. 888, Explosion Proof Instruments. (F&S 01084, 04038)	2 2	JTF-8	GO+150					X		X			
A-71	Quarters	20 20	JTF-8	GO+150					X		X			
A-72	BLANK													
A-73	Trailers (Near Bunkers 204 and 205) (F&S 01075)	2 2	AFTAC	GO+150					X					
A-74	Subtask C502 Photo Platforms (2) (F&S 02014)	2 2	TC	GO+30			X							
A-75	JOC, Subtask A909 Computer Area.	8 8	TC	GO+30			X		X	X	X			
A-76	Office and Shelter, Bldg. 730, Adjacent to Decon Pad. (F&S 02053)	1 1	TG 8.4	GO+30	X		X		X	X				
A-77	Joint use of telephone near hot package handling area. (F&S 01059)	1 1	AEC	GO+150					X					

CONFIDENTIAL

2-15

CONFIDENTIAL

VOL III
April 1969

TABLE 2-1. TABLE OF DETAILED COMMUNICATION REQUIREMENTS AT JOHNSTON ATOLL

ITEM NO.	DESCRIPTION	LN-IN		USER	DATE REQ'D	PARTICIPATION										
						AD	BH	DW	EX	HA	MF	NOST	S	T		
A-78	Warehouse, Bldg. 399. (F&S 02008)	1	1	AEC	In Use										X	
A-79	Guard House, adjacent to Bldg. 724. (F&S 01015)	1	1	AEC	GO+120					X	X					
A-80	Office, first floor, JOC.	5	7	AEC	GO+30	X		X		X	X					
A-81	Quarters	4	4	AEC	GO+30			X		X	X					
A-82	Cold Storage Plant, Bldg. 120. (F&S 02081)	1	1	H&N	In Use										X	
A-83	Safety Office, Bldg. 246. (F&S 02089)	1	2	H&N	In Use										X	
A-84	Power Plant, Bldg. 48. (F&S 0304E)	1	1	H&N	In Use										X	
A-85	Distillation Plant, Bldg. 45. (F&S 0303C)	1	2	H&N	In Use										X	
A-86	Salt Water Pumphouse, Bldg. 3. (F&S 0303B)	1	1	H&N	In Use										X	

VOL III
April 1969

2-16

CONFIDENTIAL

TABLE 2-1. TABLE OF DETAILED COMMUNICATION REQUIREMENTS AT JOHNSTON ATOLL

ITEM NO.	DESCRIPTION	USER	DATE REQ'D	PARTICIPATION										
				AD	BH	DW	EX	HA	MF	NOST	S	T		
	<u>LN-IN</u>													
A-87	Control line between Salt Water Pumphouse, Bldg. 3 and Distillation Plant, Bldg. 45.	H&N	In Use										X	
A-88	New Mess Hall, Bldg. 4. (F&S 0302B)	H&N	In Use										X	
A-89	Professional Barracks, Bldgs. 16 and 18 (5 each). (F&S 0301G)	H&N	In Use										X	
A-90	Office, first floor, JOC.	H&N	In Use										X	
	Maintenance Office	1 1												
	Communication Office	1 3												
A-91	AEC Office	5 5												
A-91	Editor, Bldg. 246. (F&S 02089)	H&N	In Use										X	
A-92	Motor Pool, Bldg. 40. (F&S 02027)	H&N	In Use										X	
A-93	AEC Office, Bldg. 246. (F&S 02089)	H&N	In Use										X	
A-94	Barracks, Bldg. 250. (F&S 0301A)	H&N	In Use										X	

~~CONFIDENTIAL~~

2-17

VOL III
April 1969

~~CONFIDENTIAL~~

TABLE 2-1. TABLE OF DETAILED COMMUNICATION REQUIREMENTS AT JOHNSTON ATOLL

ITEM NO.	DESCRIPTION	USER	DATE REQ'D	PARTICIPATION										
				AD	BH	DW	EX	HA	MF	NOST	S	T		
	<u>LN-IN</u>													
A-95	Barracks, Bldg. 251. (F&S 0301A)	6 10 H&N	In Use										X	
A-96	Barracks, Bldg. 252. (F&S 0301A)	6 10 H&N	In Use										X	
A-97	Apartments, Bldg. 294. (F&S 0301N)	6 6 H&N	In Use										X	
A-98	Shipping, Receiving and Property, Bldg. 302. (F&S 02097)	1 4 H&N	In Use										X	
A-99	Security Bldg. 307. (F&S 02044)	4 5 H&N	In Use										X	
A-100	Base Maintenance Shops, Bldg. 316. (F&S 02007)	9 14 H&N	In Use										X	
A-101	Carpenter Shop, Bldg. 327. (F&S 02095)	1 1 H&N	In Use										X	
A-102	Maintenance Shop, Bldg. 368. (F&S 02092)	1 2 H&N	In Use										X	

CONFIDENTIAL

TABLE 2-1. TABLE OF DETAILED COMMUNICATION REQUIREMENTS AT JOHNSTON ATOLL

ITEM NO.	DESCRIPTION	USER	DATE REQ'D	PARTICIPATION										
				AD	BH	DW	EX	HA	MF	NOST	S	T		
		<u>LN-IN</u>												
A-119	Timekeeping Office, Bldg. 500. (F&S 02084)	1 1 H&N	In Use										X	
A-120	Recreation Department Office, Bldg. 420. (F&S 0301Q)	1 2 H&N	In Use										X	
A-121	Barracks, Bldg. 418. (F&S 0301D)	6 6 H&N	In Use										X	
A-122	Barracks, Bldg. 414. (F&S 0301D)	6 6 H&N	In Use										X	
A-123	Camp Office, Bldg. 512. (F&S 02042)	3 7 H&N	In Use										X	
A-124	Engineering Office, Bldg. 518. (F&S 02079)	4 11 H&N	In Use										X	
A-125	Ham Shack.	1 1 H&N	In Use										X	
A-126	Typewriter Repair Shop, Bldg. 316. (F&S 02007)	1 1 H&N	In Use										X	

CONFIDENTIAL

2-21

VOL III
April 1969

CONFIDENTIAL

TABLE 2-1. TABLE OF DETAILED COMMUNICATION REQUIREMENTS AT JOHNSTON ATOLL.

ITEM NO.	DESCRIPTION	USER	DATE REQ'D	PARTICIPATION														
				AD	BH	DW	EX	HA	MF	NOST	S	T						
		<u>LN-IN</u>																
A-133	POL Tank Farms. (F&S 02069)	2 2	H&N	In Use														X
A-134	Rigger Loft.	1 1	H&N	In Use														X
A-135	Miscellaneous Construction Sites.	4 9	H&N	In Use														X
A-136	Guard Posts, Miscellaneous.	6 6	H&N	In Use														X
A-137	Fire Department, Bldg. 627. (F&S 02112)	4 5	H&N	In Use														X
A-138	Batch Plant	1 1	H&N	In Use														X
A-139	Asphalt Plant.	1 1	H&N	In Use														X
A-140	8.7 Space, fourth floor, JOC.	2 2	TG 8.7	GO+45	X		X	X	X	X								

CONFIDENTIAL

CONFIDENTIAL

2-23

VOL III
April 1969

TABLE 2-1. TABLE OF DETAILED COMMUNICATION REQUIREMENTS AT JOHNSTON ATOLL

ITEM NO.	DESCRIPTION	USER	DATE REQ'D	PARTICIPATION										
				AD	BH	DW	EX	HA	MF	NO	ST	S	T	
	B <u>OFF-SITE</u>													
B-1	Access to telephone circuits to commercial facilities, Engineered to complete call within: 5 minutes for urgent, 15 minutes for operational, 2 hours for deferred	AEC H&N TC	GO+30											X
B-2	Secure Telephone circuit to Filter Center and LRL Office, Oahu. Complement to Item B-3, Table 2-2 and Item B-9, Table 2-3.	LRL	GO+30					X						
B-3	Unsecured Hot LN circuit to Filter Center, Oahu (Event time only)	LRL	GO+30	X				X						
B-4	Unsecured Hot LN to LRL Office Kauai (High Altitude event time only)	LRL	GO+120					X						
B-5	Unsecured Hot LN circuit to Kauai (Event time only)	SANDIA	GO+120					X						
B-6	Unsecured Hot LN to instrumentation sites (Event time only)	SANDIA	GO+120					X						

VOL III
April 1969

2-24

CONFIDENTIAL

TABLE 2-1. TABLE OF DETAILED COMMUNICATION REQUIREMENTS AT JOHNSTON ATOLL

ITEM NO.	DESCRIPTION	USER	DATE REQ'D	PARTICIPATION									
				AD	BH	DW	EX	HA	MF	NOST	S	T	
B-7	Unsecured telephone circuit from JOC to TC, Oahu (PRI) and bridged to telephone circuit to Oahu Filter Center (Event time only)	TC AEC	GO+150					X					
B-8	Unsecured telephone circuit to Filter Center, Oahu (PRI) and bridged to telephone circuit to TC, Oahu.	AEC TC	GO+150					X					
<u>RADIO</u>													
A <u>ON SITE</u>													
A-1	Local VHF Voice Radio Net (165.0 MHz) 4 Fixed Stations located as follows: Room 325, Bldg. 20 Trailer J-11, south of Bldg. 728 Camera Station, near or at Bldg. 93 Room 119, Bldg. 20 11 Portable Stations Install "clip on" antenna on Trailer J-11	LASL	GO+135	X			X	X					

2-25

VOL III
April 1969

CONFIDENTIAL

TABLE 2-1. TABLE OF DETAILED COMMUNICATION REQUIREMENTS AT JOHNSTON ATOLL

ITEM NO.	DESCRIPTION	USER	DATE REQ'D	PARTICIPATION									
				AD	BH	DW	EX	HA	MF	NOST	S	T	
A-2	<p>Local VHF Radio Net (163.25 MHz)</p> <p>11 Fixed Stations located as follows: 5 - One each in Rooms 111, 315, 317, 317B and proposed AEC TOC Bldg. 20.</p> <p>3 - Bldg. 888, One in High Bay, One in Low Bay and One in Office.</p> <p>3 - Bldg. 888 on Sandia Net, One in High Bay, One in Low Bay and One in Office.</p> <p>15 Portables (6 with amplifiers).</p>	LRL	GO+30	X			X	X					
A-3	<p>Local VHF Voice Radio Net (148.47 MHz)</p> <p>2 Fixed Stations located as follows: 1 - Room 432, Bldg. 20.</p> <p>1 - Base Station, Bldg. 94 Area.</p> <p>12 Portable Stations.</p>	EG&G	GO+30	X		X	X	X	X				
A-4	<p>Local VHF Voice Radio Net</p> <p>5 PRC-10 Units.</p>	TC	GO+150					X					
A-5	Receive Countdown.	AEC	GO+150					X					

VOL III
April 1969

2-26

CONFIDENTIAL

TABLE 2-1. TABLE OF DETAILED COMMUNICATION REQUIREMENTS AT JOHNSTON ATOLL

ITEM NO.	DESCRIPTION	USER	DATE REQ'D	PARTICIPATION										
				AD	BH	DW	EX	HA	MF	NOST	S	T		
A-6	Local VHF Voice Radio Net (162.5 MHz) 6 Fixed Stations located as follows: 2 Room 325, Bldg. 20 1 Bldg. 660 1 Room 117, Bldg. 20 1 Bldg. 724 1 Radar Van H-14 10 Portables (5 with adapter kits)	SANDIA	GO+30	X			X	X						
A-7	Extension of "H" Net to JA 8 Fixed Stations located as follows: 2 Room 325, Bldg. 20 1 Room 117, Bldg. 20 1 Bldg. 660 1 Bldg. 714 1 Bldg. 720 1 Bldg. 724 1 Launcher Jct. Box between HAD Launchers	SANDIA	GO+30	X			X	X						
A-8	Radar BalloonNet (164.225 MHz) 1 Fixed Station in Bldg. 660 3 Portable Stations	SANDIA	GO+30	X			X	X						

CONFIDENTIAL

CONFIDENTIAL

TABLE 2-1. TABLE OF DETAILED COMMUNICATION REQUIREMENTS AT JOHNSTON ATOLL

ITEM NO.	DESCRIPTION	USER	DATE REQ'D	PARTICIPATION										
				AD	BH	DW	EX	HA	MF	NOST	S	T		
A-9	Local VHF Construction Net (168.0 MHz) 5 Fixed Stations located as follows: Resident Managers Office Engineering Office Construction Office Concrete Batch Plant Construction Maintenance Office 16 Mobile Stations 4 Portable Stations	H&N	In Use										X	
A-10	Local VHF Crash and Fire Net (169.25 MHz) 6 Fixed Stations as follows: Fire Station Dispatcher Security Station Dispatcher CTG 8.6 Office, Bldg. 20 Airport Control Tower, Bldg. 505 Hospital Dispatcher Maintenance and Communications Office, Bldg. 316	H&N	In Use										X	
A-11	Local VHF Security Net (173.4125 MHz) 5 Fixed Stations located as follows: H&N Security Office (2) Maintenance and Communications Office, Bldg. 316 Security Station Dispatcher Airport Control Tower, Bldg. 505 9 Mobile Stations 11 Portable Stations	H&N	In Use										X	

VOL III
April 1969

CONFIDENTIAL
2-28

CONFIDENTIAL

TABLE 2-1. TABLE OF DETAILED COMMUNICATION REQUIREMENTS AT JOHNSTON ATOLL

ITEM NO.	DESCRIPTION	USER	DATE REQ'D	PARTICIPATION										
				AD	BH	DW	EX	HA	MF	NOV	S	T		
	B <u>OFF-SITE</u>													
B-1	Air/ground from NC-135 Aircraft to Command and Tracking Center, Bldg. 660	SANDIA	GO+30	X			X	X						
B-2	Point-to-Point HF Voice Radio to Kauai, Conjugate point and other instrument sites. (Event time only)	SANDIA LRL	GO+150					X						
B-3	Ship to ship and ship to Johnston Island communications will be required from conjugate points	SANDIA	GO+150					X						
B-4	Countdown broadcast for coverage to 4500 miles range	AEC TC	GO+150					X						
B-5	HF and VHF unsecured voice links from the C-135 Aircraft to the AEC Technical Operations Center, JOC	LRL LASL	GO+30	X			X	X						
B-6	Air/ground from KC-135 Aircraft to DASA Technical Operations Center, JOC	TC	GO+30	X			X	X						

~~CONFIDENTIAL~~
2-29

~~CONFIDENTIAL~~

VOL III
April 1969

TABLE 2-1. TABLE OF DETAILED COMMUNICATION REQUIREMENTS AT JOHNSTON A TOLL

ITEM NO.	DESCRIPTION	USER	DATE REQ'D	PARTICIPATION										
				AD	BH	DW	EX	HA	MF	MOST	S	T		
A-1	<p><u>SIGNAL</u></p> <p><u>A ON-SITE</u></p> <p>Timing and Firing Signal Cable System Dwgs. 91-079-W87, 88, 89, 90, 96, 97 (F&S No. 04020)</p> <p>Cable No.</p> <p>1. JOC to TB-1 6 Pair Signal 1A. 2 Pair Audio</p> <p>2. JOC to TB-2, Bldg. 276 50 Pair Signal 2A. 12 Pair Audio</p> <p>2.1 TB-2 to TB-2.1, ST A608, A628 25 Pair Signal 2A.1 12 Pair Audio</p> <p>3. JOC to TB-3, Bldg. 16 (Scheduled for FY-70 Installation) 100 Pair Signal 3A. Two 12 Pair Audio</p> <p>3.1 TB-3 to TB 3.1, Bldg. 93 & 94 (Scheduled for FY-70 Installation) 75 Pair Signal 3A.1 12 Pair Audio</p>	EG&G	GO+145										X	

TABLE 2-1. TABLE OF DETAILED COMMUNICATION REQUIREMENTS AT JOHNSTON ATOLL

ITEM NO.	DESCRIPTION	USER	DATE REQ'D	PARTICIPATION																
				AD	BH	DW	EX	HA	MF	MO	ST	S	T							
A-1 (Cont.)	Cable No.																			
4.	JOC to TB-4, ST A910 12 Pair Signal		GO+145																	
4A.	12 Pair Audio																			
4.1	TB-4 to TB-4.1, ST A609 6 Pair Signal		GO+145																	
4A.1	6 Pair Audio																			
5.	JOC to TB-5, Bunker 202 50 Pair Signal		Installed																	
5A.	12 Pair Audio																			
5.1	TB-5 to TB-5.1, Bunkers 204 and 205 12 Pair Signal		GO+145																	
5A.1	6 Pair Audio																			
5.2	TB-5 to TB-5.2, Bldg. 120 6 Pair Signal		Installed																	
5A.2	JOC to TB-5.2, Bldg. 120 6 Pair Audio		Installed																	
5.3	TB-5 to TB-5.3, Bldg. 250 25 Pair Signal		Installed																	
5A.3	JOC to TB-5.3, Bldg. 250 12 Pair Audio		Installed																	
5A.3	6 Pair Audio																			

TABLE 2-1. TABLE OF DETAILED COMMUNICATION REQUIREMENTS . JOHNSTON ATOLL

ITEM NO.	DESCRIPTION	USER	DATE REQ'D	PARTICIPATION									
				AD	BH	DW	EX	HA	MF	NOST	S	T	
A-1 (Cont.)	Cable No.												
	5.4	TB-5.3 to TB-5.4, ST A910 6 Pair Signal		Installed									
	5A.4	6 Pair Audio											
	5.5	TB-5.3 to TB-5.5, Bldg. 400 12 Pair Signal		GO+145									
	5A.5	6 Pair Audio											
	6.	JOC to TB-6, Bldg. 660 75 Pair Signal		Installed									
	6A.	12 Pair Audio											
	6.1	TB-6 to TB-6.1, Bunker 640 25 Pair Signal		Installed									
	6A.1	JOC to TB-6.1, Bunker 640 12 Pair Audio		Installed									
	6.2	TB-6 to TB-6.2, Wind Radar Trailers 12 Pair Signal		Installed									
	6A.2	6 Pair Audio											
	7.	JOC to TB-7, ST A108 12 Pair Signal		GO+145									
7A.	12 Pair Audio												
8.	JOC to TB-8, ST A602, A603, A604 12 Pair Signal		GO+145										
8A.	TB-8 to TB-9, ST A962 2 Pair Audio		GO+145										

VOL III
April 1969

2-32

~~CONFIDENTIAL~~

~~CONFIDENTIAL~~

TABLE 2-1. TABLE OF DETAILED COMMUNICATION REQUIREMENTS AT JOHNSTON ATOLL

ITEM NO.	DESCRIPTION	USER	DATE REQ'D	PARTICIPATION										
				AD	BH	DW	EX	HA	MF	NOST	S	T		
A-1 (Cont.)	Cable No.													
	8.1	TB-8 to TB-8.1, ST A601		GO+145										
	8A.1	6 Pair Signal												
		2 Pair Audio												
	9.	JOC to TB-9, ST A962		GO+145										
	9A.	50 Pair Signal												
		Two 12 Pair Audio												
	9.1	TB-9 to TB-9.1, ST A961		GO+145										
	9A.1	12 Pair Signal												
		12 Pair Audio												
	10.	JOC to TB-10, Bldg. 737		Installed										
	10A.	25 Pair Signal												
	10A.	12 Pair Audio												
		6 Pair Audio												
10.1	TB-10 to TB-10.1, Observer Bunker		Installed											
10A.1	6 Pair Signal													
	6 Pair Audio													
10A.1	TB-10.1 to TB-10.2, Bldg. 720		Installed											
	6 Pair Audio													
11.	JOC to TB-11 and TB-11A, Bldg. 881		Installed											
11A.	100 Pair Signal													
	Two 12 Pair Audio													
11.1	TB-11 to TB-11.1, Bldg. 868		Installed											
11A.1	6 Pair Signal													
	2 Pair Audio													

~~CONFIDENTIAL~~

2-33

VOL III
April 1969

~~CONFIDENTIAL~~

TABLE 2-1. TABLE OF DETAILED COMMUNICATION REQUIREMENTS AT JOHNSTON ATOLL

ITEM NO.	DESCRIPTION	USER	DATE REQ'D	PARTICIPATION											
				AD	BH	DW	EX	HA	MF	NOST	S	T			
A-1 (Cont.)	Cable No.														
	11A.2	TB-11 to TB-11.2, West Wharf 2 Pair Audio		GO+145											
	11A.3	TB-11 to TB-11.3, Bldg. 990 6 Pair Audio		Installed											
	12.	JOC to TB-12, Joint Trailer Park 75 Pair Signal		GO+145											
	12A.	12 Pair Audio													
	13.	JOC to TB-13, Roof of JOC 25 Pair Signal		Installed											
13A.	Two 12 Pair Audio														
A-2	Bldg. 660 to Bldg. 724 25 Pair Signal	EG&G	In Use												X
A-3	Bldg. 660 to Wind Radar Trailers 32 Individual Pair Shielded, 16 AWG	EG&G	In Use												X
A-4	Bldg. 20 to Bldg. 23, Roof of Bldg. 20 and within Bldg. 20: 12 Pair Audio Cable No. 19 AWG to Bldg. 23. Two RG-213/U Coax to roof of Bldg. 20 Six 50 Conductor Cable between Room 430 to Room 318, Bldg. 20. Dwgs. 91-20- W9 and W10.	EG&G	In Use												X

VOL III
April 1969

~~CONFIDENTIAL~~
2-34

~~CONFIDENTIAL~~

TABLE 2-1. TABLE OF DETAILED COMMUNICATION REQUIREMENTS AT JOHNSTON ATOLL

ITEM NO.	DESCRIPTION	USER	DATE REQ'D	PARTICIPATION										
				AD	BH	DW	EX	HA	MF	NOST	S	T		
A-6	<p>AMICOM Signal Cable, Subtask A942 Dwgs. 91-079-W23 thru W29, W32 (F&S No. 04017)</p> <p>a. Control Cables between Control Bunker 737 to Launch Pads W1 thru W5, Cables No. 1 thru No. 25.</p> <p>b. Control Cables between Control Bunker 276 to Launch Pads E1 thru E5 Cables, Cables No. 44 thru No. 68.</p> <p>c. Control Cables between Control Bunker 276 and Control Bunker 737, Cables No. 26 thru No. 31 and No. 69 thru No. 71 (User Furnished).</p> <p>d. Control Cables between Launch Pad W1 to Launch Pad E1, Cables No. 32 thru No. 43, (User Furnished).</p>	TC	GO+120						X					
A-7	<p>Bldg. 881 Launch Control Area and Monitor Area Interconsole Cable Assemblies, Cables No. B-1 thru No. B-60, Dwgs. 91-079-W193 thru W198 and W200 (F&S No. 04019, ST A905)</p>	TC	FY-70				X		X					

TABLE 2-1. TABLE OF DETAILED COMMUNICATION REQUIREMENTS AT JOHNSTON ATOLL

ITEM NO.	DESCRIPTION	USER	DATE REQ'D	PARTICIPATION									
				AD	BH	DW	EX	HA	MF	NOST	S	T	
A-8	Bldg. 881 Cabinet and Equipment for Control and Monitor Areas: <u>Government Furnished Equipment</u> Launch Officers Console Range Safety Console ST A905 Directors Console Master Terminal Cabinet No. 5 and No. 6 Position Consoles No. 5 and No. 6 Z-Check Consoles Payloader 10 Position Console Two Communication Cabinets <u>Contractor Furnished Equipment</u> Terminal Distributers No. 1, 2, 3, 4, 5, 6, and 11 Communication Patch Panel No. 10 Dwg. 91-079-W193	TC	FY-70				X	X					
A-9	Bldg. 881 Cable to Pit and Pit to Launcher Pedestal for Launcher 91-3-59. Cables No. 1-1 thru No. 1-45 Dwg. 91-079-W201	TC	FY-70				X	X					
A-10	Intra Bldg. 881 Cable Assemblies Associated with Launcher 91-3-59. Cables No. 1-30 thru No. 1-45 Dwg. 91-079-W201	TC	FY-70				X	X					

2-37

VOL III
April 1969

TABLE 2-1. TABLE OF DETAILED COMMUNICATION REQUIREMENTS AT JOHNSTON ATOLL

ITEM NO.	DESCRIPTION	USER	DATE REQ'D	PARTICIPATION									
				AD	BH	DW	EX	HA	MF	NOST	S	T	
A-11	Bldg. 881 Cable to Pit and Pit to Launcher Pedestal for Launcher 91-3-79 Cables No. 23-1 thru No. 23-45 Dwg. 91-079-W223	TC	FY-70				X	X					
A-12	Intra Bldg. 881 Cable Assemblies Associated with Launcher 91-3-79 Cables No. 23-25 thru No. 23-45 Dwg. 91-079-W223	TC	FY-70				X	X					
A-13	Intra Facility Cables a. Bldg. 881 to Bldg. 20 100 Pair No. 19 AWG (50 Pair for ST A962), Cable No. A-1 6 RG-62 B/U, Cable No. A-2 b. DME/AGAVE Field, ST A962 to Bldg. 20 100 Pair No. 19 AWG, Cable No. A-3 6 RG-58, Cable No. A-4 6 RG-58, Cable No. A-5 12 Pair No. 16 AWG, Cable No. A-10 Dwg. 91-079-W199	TC	FY-70				X	X					

VOL III
April 1969

~~CONFIDENTIAL~~
2-38

~~CONFIDENTIAL~~

TABLE 2-1. TABLE OF DETAILED COMMUNICATION REQUIREMENTS AT JOHNSTON ATOLL

ITEM NO.	DESCRIPTION	USER	DATE REQ'D	PARTICIPATION											
				AD	BH	DW	EX	HA	MF	NOST	S	T			
A-14	<p>Intra Facility Cables</p> <p>a. Interferometer Field, ST A601 to Bldg. 20 6 RG-62 B/U, Cable No. A-6</p> <p>b. Interferometer Field, ST A601 to Bldg. 881 12 Pair No. 19 AWG, Cable No. A-11</p> <p>c. Subtask A108 Site to Bldg. 20 6 Pair No. 19 AWG, Cable No. A-7</p> <p>d. Subtask A108 Site to Bldg. 881 18 Pair No. 19 AWG, Cable No. A-9</p> <p>Dwg. 91-079-W199</p>	TC	FY-70				X		X						
A-15	<p>Intra Facility Cables</p> <p>a. Subtask A626 Vans to Subtask A626 Gun Mounts Twelve 8 Pair No. 12 AWG, Cables No. A-12 thru No. A-23</p> <p>b. Subtask A614 Site to Bldg. 881 12 Pair No. 16 AWG, Cable No. A-24</p> <p>Dwg. 91-079-W199</p>	TC	GO+120						X						

TABLE 2-1. TABLE OF DETAILED COMMUNICATION REQUIREMENTS AT JOHNSTON ATOLL

ITEM NO.	DESCRIPTION	USER	DATE REQ'D	PARTICIPATION										
				AD	BH	DW	EX	HA	MF	NOST	S	T		
A-16	Intra Facility Cables for Subtasks A201, A202, A203, A602, A603, A604, A606, A613, A620, A901, A909 and A915 have not yet been defined.	TC	GO+120					X						
A-17	Bldg. 881 Cabinet and Equipment for Control and Monitor Areas: Launch Officers Consoles Position Consoles 1, 2, 3, 4, and 7 Z-Check Consoles 1, 2, 3, and 4 TV Control Cabinet Subtasks A201, A202, A203, A601, A602, A603, A604, A606, A613, A614, A620, A901, A909, A915 and A962 Cabinets and Equipment Dwg. 91-079-W193	TC	GO+120					X						
A-18	Bldg. 881 Launch Control Area and Monitor Area Cable Assemblies Associated with Item A-17 Above.	TC	GO+120					X						
A-19	Bldg. 881 Cable to Pit and Pit to Launcher Pedestals for Thirty-two Launchers: 91-3-68 thru 91-3-72 91-3-124 91-3-65 thru 91-3-67 91-3-44 thru 91-3-58 91-3-123 91-3-73 thru 91-3-75 91-3-78, 80 and 81	TC	GO+120					X						

VOL III
April 1969

CONFIDENTIAL
2-40

CONFIDENTIAL

TABLE 2-1. TABLE OF DETAILED COMMUNICATION REQUIREMENTS AT JOHNSTON ATOLL

ITEM NO.	DESCRIPTION	USER	DATE REQ'D	PARTICIPATION										
				AD	BH	DW	EX	HA	MF	NOST	S	T		
A-20	<p>Intercommunication System Cable from Bldg. 660 in Series to the following: Sandia Wind Radar Trailers. Payload Checkout, Bldg. 724. Igniter Checkout, Bldg. 720. Screen Room, Bldg. 716. Screen Room, Bldg. 714. Sandia Universal Launcher Transporter C. Sandia Instrument Launcher Transporter D and E.</p> <p>Cable is 25 Pair, No. 19 AWG, Cables #407, 471, 472, 473, 474, 475, 476, 478, 483 and 484. Dwgs: 91-079-W107 and W108, W171. (F&S 04035)</p> <p>Note: Cable to Bldgs. 714 and 716 is scheduled for FY 70 installation.</p>	SANDIA	In Use										X	
A-21	<p>Intercommunication System Cable extension of Item A-20 above to: Sandia Universal Launcher Transporters A and B. Sandia Instrument Launcher Transporters A, B, C, and F. Strypi Launcher Transporter D. Cables No. 477, 479 thru 485.</p> <p>Dwg: 91-079-W108.</p>	SANDIA	GO+120										X	
A-22	BLANK													

~~CONFIDENTIAL~~

2-41

VOL III
April 1969

~~CONFIDENTIAL~~

TABLE 2-1. TABLE OF DETAILED COMMUNICATION REQUIREMENTS AT JOHNSTON ATOLL

ITEM NO.	DESCRIPTION	USER	DATE REQ'D	PARTICIPATION										
				AD	BH	DW	EX	HA	MF	NOST	S	T		
A-23	<p>Intercommunication System Cable from Bldg. 660 to Bldg. 840 and 693.</p> <p>Note: Scheduled for FY 70 installation.</p> <p>Dwg: 91-079-W171.</p>	SANDIA	FY 70										X	
A-24	<p>Intercommunication System Cable Extension of Item A-23 above to: Sandia Instrument Launcher. Transportainers G, H, J, K, and L.</p> <p>Cable is 25 Pair, No. 19 AWG, Cables 486 thru 491.</p> <p>Dwg: 91-079-W108.</p>												X	
A-25	<p>Intercommunication System Cable from Bldg. 660 to Bldg. 20 and within Bldg. 20 to the Sandia Office, OCC #1 and the Sandia Laboratory.</p> <p>Cable is 25 Pair, No. 19 AWG, Cables #493, 494, 497, 499 and 515.</p> <p>Dwg: 91-079-W108.</p>	SANDIA	In Use										X	

VOL III
April 1969

2-42

~~CONFIDENTIAL~~

TABLE 2. TABLE OF DETAILED COMMUNICATION REQUIREMENTS AT JOHNSTON ATOLL

ITEM NO.	DESCRIPTION	USER	DATE REQ'D	PARTICIPATION										
				AD	BH	DW	EX	HA	MF	NOST	S	T		
A-26	<p>Intercommunication System Cable Extension of Item A-25 above from Bldg. 20 to: Sandia Photo Station. LRL Laboratory, JOC. LASL Laboratory, JOC. DASA TOC, JOC.</p> <p>Cable is 25 Pair, No. 19 AWG, Cables #494, 495, 496 and 498.</p>	SANDIA	GO+120										X	
A-27	<p>Signal Cable from Station J 3200.01 to the AME Field, Camera Station .05 and Bunker .02.</p> <p>Cable is 15 Pair, Cables #410 thru 447; and 7/8 Heliac, Cable #500 thru 511.</p> <p>Dwg: 91-079-W107.</p>	SANDIA	In Use										X	
A-28	<p>Signal Cable from Bldg. 660 to Bldg. 640.</p> <p>Cable is 25 Pair, No. 19 AWG, Cable #409.</p>	SANDIA	In Use										X	
A-29	<p>Signal Cable from Wind Radar Trailers to Transponder. Cable #516 thru 521.</p> <p>Dwg: 91-079-W108.</p>	SANDIA	In Use										X	

CONFIDENTIAL

2-43

VOL III
 April 1969

CONFIDENTIAL

TABLE 2-1. TABLE OF DETAILED COMMUNICATION REQUIREMENTS AT JOHNSTON ATOLL

ITEM NO.	DESCRIPTION	USER	DATE REQ'D	PARTICIPATION										
				AD	BH	DW	EX	HA	MF	NOST	S	T		
A-30	<p>Signal Cable from Bldg. 660 to Universal Launcher 91-4-44 (Univ. 6). Bldg. 660 to Sult "C": <u>Firing</u> - 25 Pair No. 16 AWG and 25 Pair No. 19 AWG, Cables #1, 2, 95 and 96. <u>Telemetry</u> - 25 Pair No. 16 AWG, 6 Pair No. 19 AWG and 25 Pair No. 19 AWG, Cables #3, 4, 5, 6, 87 and 88. <u>Instrument</u> - 12 Pair No. 16 AWG and 12 Pair No. 19 AWG, Cable #91 and 92.</p> <p>Note: Above cables are temporarily routed to Sult "C" Vice Slt "D". Will be restored to Slt "D" if Strypi #1 is reinstalled.</p> <p>Bldg. 660 to Launcher: Launcher Attitude - 25 Pair No. 19 AWG, Cable #99 and 100.</p> <p>Sult "C" to Launcher: <u>Telemetry</u> - 25 Pair No. 16 AWG, Cable #102. <u>Instrument</u> - 12 Pair No. 16 AWG, Cable #104. <u>Firing</u> - 25 Pair No. 16 AWG, Cable #106. <u>Communication</u> - 6 Pair No. 20 AWG, Cable #108.</p> <p>(Continued)</p>	SANDIA	In Use										X	

VOL III
 April 1969

2-44

CONFIDENTIAL

TABLE Z-1. TABLE OF DETAILED COMMUNICATION REQUIREMENTS AT JOHNSTON ATOLL

ITEM NO.	DESCRIPTION	USER	DATE REQ'D	PARTICIPATION									
				AD	BH	DW	EX	HA	MF	NOST	S	T	
A-30 (Cont.)	<p>Launcher to Rail: Azimuth - 12 Pair No. 22 AWG, Cable #110.</p> <p>Note: Cable #55, Elevation Cable, not installed.</p> <p>Dwgs: 91-079-W102 and W103.</p>												
A-31	<p>Signal Cable Associated with Launcher 91-4-40 (Strypi 1) installed but not in use:</p> <p><u>Instrument Cable</u> - 12 Pair No. 16 AWG, from Bldg. 660 to Sult "D", Cables #35 and 12.</p> <p><u>Launcher Attitude</u> - 25 Pair No. 16 AWG, from Bldg. 660 to Launcher Pit, Cables #13 and 14.</p> <p><u>Telemetry Cable</u> - 25 Pair No. 16 AWG, from Slt "D" to Launcher Pit, Cable #21.</p> <p><u>Firing Cable</u> - 12 Pair No. 16 AWG, from Slt "D" to Launcher Pit, Cable #23.</p> <p><u>Booster Cable</u> - 25 Pair No. 16 AWG, from Slt "D" to Launcher Pit, Cable #25.</p> <p><u>Communication Cable</u> - 6 Pair No. 20 AWG, from Slt "D" to Launcher Pit, Cable #27.</p> <p>Dwg: 91-079-W102.</p>	SANDIA	Installed					X					

CONFIDENTIAL

2-45

VOL III
April 1969

CONFIDENTIAL

TABLE 2-1. TABLE OF DETAILED COMMUNICATION REQUIREMENTS AT JOHNSTON ATOLL

ITEM NO.	DESCRIPTION	USER	DATE REQ'D	PARTICIPATION										
				AD	BH	DW	EX	HA	MF	NOST	S	T		
A-32	<p>Signal Cable from Bldg. 660 to Instrument Launchers 91-4-27 (Inst 9) and 91-4-28 (Inst 8). Bldg. 660 to Silt "E" (91-4-28): <u>Telemetry</u> - 25 Pair, No. 19 AWG, Cables #211 and 212. <u>Instrument</u> - 12 Pair, No. 19 AWG, Cables #213 and 214. <u>Firing</u> - 25 Pair, No. 19 AWG, Cables #215 and 216.</p> <p>Bldg. 660 to Launcher 91-4-28: Launcher Attitude - 25 Pair No. 19 AWG, Cables #217 and 218.</p> <p>Rail 8 to Launcher 91-4-28: <u>Azimuth</u> - 12 Pair, No. 22 AWG, Cable #219. <u>Elevation</u> - 18 Pair, No. 22 AWG, Cable #220.</p> <p>Silt "E" to Launcher 91-4-28: <u>Instrument</u> - Repair, No. 20 AWG, Cable #22. <u>Telemetry</u> - 25 Pair, No. 20 AWG, Cable #222. <u>Second Stage Fusing</u> - 12 Pair No. 20 AWG, Cable #223. <u>Communication</u> - 6 Pair, No. 20 AWG, Cable #224. <u>Booster</u> - 2 Pair, No. 16 AWG, Cable #455.</p>	SANDIA	In Use										X	

(Continued)

CONFIDENTIAL

CONFIDENTIAL

VOL III
April 1969

2-46

TABLE 2-1. TABLE OF DETAILED COMMUNICATION REQUIREMENTS AT JOHNSTON ATOLL

ITEM NO.	DESCRIPTION	USER	DATE REQ'D	PARTICIPATION								
				AD	BH	DW	EX	HA	MF	NOST	S	T
A-33	<p>Signal Cable Associated with Launchers 91-4-23 (Inst 5) and 91-4-24 (Inst 6) installed but not in use:</p> <p>Telemetry Cable - Two 25 Pair, No. 19 AWG, from Bldg. 660 to Silt "C", Cable #169, 170, 183 and 184.</p> <p>Instrument Cable - Two 12 Pair, No. 19 AWG, from Bldg. 660 to Silt "C", Cable # 143, 172, 116 and 115.</p> <p>Firing Cable - Two 25 Pair, No. 19 AWG, from Bldg. 660 to Silt "C", Cable #173, 174, 187 and 188.</p> <p>Launcher Attitude Cable - 25 Pair, No. 19 AWG, from Bldg. 660 to Launcher 91-4-23, Cables #175, and 176.</p> <p>Azimuth Cable - 12 Pair, No. 22 AWG, from Rail 5 to Launcher 91-4-23, Cable #177.</p> <p>Elevation Cable - 18 Pair, No. 22 AWG, from Rail 5 to Launcher 91-4-23, Cable #150.</p> <p>Instrument Cable - 12 Pair, No. 20 AWG, from Silt "C" to Launcher 91-4-23, Cable #179.</p> <p>Telemetry Cable - 25 Pair, No. 20 AWG, from Silt "C" to Launcher 91-4-23, Cable #180.</p> <p>Second Stage Fusing Cable - 12 Pair, No. 20 AWG, from Silt "O" to Launcher 91-4-23, Cable #181.</p> <p>Communication Cable - 6 Pair, No. 20 AWG, from Silt "C" to Launcher 91-4-23, Cable #168.</p> <p>(Continued)</p>	SANDIA	Installed								X	

TABLE 4-1. TABLE OF DETAILED COMMUNICATION REQUIREMENTS TO THE JOINT STAFF

ITEM NO.	DESCRIPTION	USER	DATE REQ'D	PARTICIPATION										
				AD	BH	DW	EX	HA	MF	NOST	S	T		
A-33 (Cont.)	<p>Launcher Attitude Cable - 25 Pair, No. 19 AWG, from Bldg. 660 to Launcher 91-4-24, Cables #189 and 190.</p> <p>Azimuth Cable - 12 Pair, No. 22 AWG, from Rail 6 to Launcher 91-4-24, Cable #191.</p> <p>Elevation Cable - 18 Pair, No. 22 AWG, from Rail 6 to Launcher 91-4-24, Cable #332.</p> <p>Instrument Cable - 12 Pair, No. 20 AWG, from Silt "C" to Launcher 91-4-24, Cable #193.</p> <p>Telemetry Cable - 25 Pair No. 20 AWG, from Silt "C" to Launcher 91-4-24, Cable #194.</p> <p>Second Stage Fusing Cable - 12 Pair, No. 20 AWG, from Silt "C" to Launcher 91-4-24, Cable #349.</p> <p>Communication Cable - 6 Pair, No. 20 AWG, from Silt "C" to Launcher 91-4-24, Cable #126.</p> <p>Dwg: 91-079-W104.</p>	SANDIA	Installed										X	
A-34	<p>Booster Cable - 2 Pair, No. 16 AWG, from Silt "C" to Launchers 91-4-23 (Inst 5) and 91-4-24 (Inst 6) installed but not in use, Cables #452 and 453.</p> <p>Dwg: 91-079-W107.</p>	SANDIA	Installed										X	

TABLE 2-1. TABLE OF DETAILED COMMUNICATION REQUIREMENTS AT JOHNSTON ATOLL

ITEM NO.	DESCRIPTION	USER	DATE REQ'D	PARTICIPATION									
				AD	BH	DW	EX	HA	MF	NOST	S	T	
A-35	<p>Signal Cable Associated with Launcher 91-3-41 (Strypi 2):</p> <p>Bldg. 660 to Launcher: <u>Launcher Attitude</u> - 25 Pair, No. 19 AWG.</p> <p>Slt D to Launcher: <u>Telemetry</u> - 25 Pair, No. 16 AWG. <u>Firing</u> - 12 Pair, No. 16 AWG. <u>Booster</u> - 25 Pair, No. 16 AWG. <u>Communications</u> - 6 Pair, No. 16 AWG.</p> <p>Launcher to Boom: <u>Azimuth</u> - 12 Pair, No. 22 AWG. <u>Elevation</u> - 18 Pair, No. 22 AWG.</p> <p>Dwg: 91-079-W102.</p>	SANDIA	GO+120					X					
A-36	<p>Signal Cable Associated with Launcher 91-3-45 (Univ 5):</p> <p>Bldg. 660 to Sult: <u>Firing</u> - 25 Pair, No. 19 AWG. <u>Telemetry</u> - 25 Pair, No. 19 AWG. <u>Instrument</u> - 12 Pair, No. 19 AWG.</p> <p>Bldg. 660 to Launcher: <u>Launch Attitude</u> - 25 Pair, No. 19 AWG.</p> <p>Sult to Launcher: <u>Firing</u> - 25 Pair, No. 16 AWG. <u>Telemetry</u> - 25 Pair, No. 16 AWG. <u>Instrument</u> - 12 Pair, No. 16 AWG. <u>Communications</u> - 6 Pair, No. 20 AWG.</p>	SANDIA	GO+120					X					

(Continued)

VOL III
April 1969

2-50

CONFIDENTIAL

TABLE 4-1. TABLE OF DETAILED COMMUNICATION REQUIREMENTS AT JOHNSON AFB

ITEM NO.	DESCRIPTION	USER	DATE REQ'D	PARTICIPATION								
				AD	BH	DW	EX	HA	MF	NOST	S	T
A-36 (Cont.)	<p>Launcher to Boom: <u>Azimuth</u> - 12 Pair, No. 22 AWG. <u>Elevation</u> - 18 Pair, No. 22 AWG. Dwg: 91-079-W103.</p>	SANDIA	GO+120					X				
A-37	<p>Signal Cable for Launchers 91-3-42 (Univ 1), 91-3-43 (Univ 2), 91-3-46 (Univ 4), 91-3-47 (Univ 3). Bldg. 660 to Each Sult: <u>Firing</u> - 25 Pair, No. 19 AWG. <u>Telemetry</u> - 25 Pair, No. 19 AWG. <u>Instrument</u> - 12 Pair, No. 19 AWG. Bldg. 660 to Each Launcher: <u>Launcher Attitude</u> - 25 Pair, No. 19 AWG. Sult to Each Launcher: <u>Firing</u> - 25 Pair, No. 16 AWG. <u>Telemetry</u> - 25 Pair, No. 16 AWG. <u>Instrument</u> - 12 Pair, No. 16 AWG. <u>Communication</u> - 6 Pair, No. 20 AWG. Launcher to Each Boom: <u>Azimuth</u> - 12 Pair, No. 22 AWG. <u>Elevation</u> - 18 Pair, No. 22 AWG. Dwgs: 91-079-W102 and W103.</p>	SANDIA	GO+120					X				

TABLE 2-1. TABLE OF DETAILED COMMUNICATION REQUIREMENTS AT JOHNSTON ATOLL

ITEM NO.	DESCRIPTION	USER	DATE REQ'D	PARTICIPATION									
				AD	BH	DW	EX	HA	MF	NOST	S	T	
A-38	<p>Signal Cable Associated with Each Boom of Launchers 91-3-19 thru 91-3-39 (Inst 12 thru 21).</p> <p>Bldg. 660 to Silt: <u>Telemetry</u> - 25 Pair, No. 19 AWG. <u>Instrument</u> - 12 Pair, No. 19 AWG. <u>Firing</u> - 6 Pair, No. 19 AWG.</p> <p>Bldg. 660 to Launcher: <u>Launch Attitude</u> - 25 Pair, No. 19 AWG.</p> <p>From Silt to Launcher: <u>Telemetry</u> - 25 Pair, No. 20 AWG. <u>Instrument</u> - 12 Pair, No. 20 AWG. <u>Second Stage Fusing</u> - 12 Pair, No. 20 AWG. <u>Communications</u> - 6 Pair, No. 20 AWG. <u>Booster</u> - 2 Pair, No. 16 AWG.</p> <p>From Launcher to Boom: <u>Azimuth</u> - 12 Pair, No. 22 AWG. <u>Elevation</u> - 18 Pair, No. 22 AWG.</p> <p>Dwgs: 91-079-W103, W104, W105, W106 and W107.</p>	SANDIA	GO+120					X					
A-39	<p>Program 437 Cables: a. Bldg. 100 to Bldg. 790. Two 75 Pair, No. 19 AWG, Cables #1 and 2.</p> <p>(Continued)</p>	SSD	In Use									X	

VOL III
April 1969

2-52

ITEM NO.	DESCRIPTION	USER	DATE REQ'D	PARTICIPATION										
				AD	BH	DW	EX	HA	MF	NOST	S	T		
A-39 (Cont'd)	b. Bldg. 100 to Bldg. 990. Two 50 Pair, No. 19 AWG, Cables #3 and 4. c. Bldg. 790 to Bldg. 990. Two 50 Pair, No. 19 AWG, Cables #5 and 6. d. Bldg. 790 to Bldg. 795. Three 25 Pair, No. 19 AWG, Cables #7, 8 and 9. e. Bldg. 790 to Safety Observer Position. Two 12 Pair, No. 19 AWG, Cables #11 and 12. f. Bldg. 795 to R. F. Test Mast (East of Bldg. 990). Two 12 Pair, No. 19 AWG, Cables #12 and 13. g. Bldg. 790 to Bldg. 660. Two 6 Pair, No. 19 AWG, Cables #14 and 15. h. Bldg. 100 to FICC, Bldg. 251. Two 6 Pair, No. 19 AWG, Cables #16 and 17. i. Bldg. 790 to Bldg. 990. 12 Pair, No. 16 AWG, Cable #18. Dwg: 91-079-W95.	SSD	In Use										X	

2-53

VOL III
April 1969

CONFIDENTIAL

TABLE 2-1. TABLE OF DETAILED COMMUNICATION REQUIREMENTS AT JOHNSTON ATOLL

ITEM NO.	DESCRIPTION	USER	DATE REQ'D	PARTICIPATION										
				AD	BH	DW	EX	HA	MF	NOST	S	T		
A-40	Program 437 Cable, Bldg. 790 to Bldg. 660. One Run RG-214/U	SSD	In Use										X	
A-41	Program 437 "S" Band Telemetry Antenna System: a. From Bldg. 790 to Antenna: <u>Control Cable</u> - Three 41 Conductor, No. 14 AWG, Cable #1. <u>Digital Cable</u> - Two 41 Conductor, No. 22 AWG, Cable #2. <u>RF Cabling</u> - Eight RG 214, Cable #3. <u>TV Cabling</u> - 24 Conductor, Cable #4. b. From Bldg. 790 to Bldg. 966: <u>Boresight Cable</u> - 30 Conductor, No. 14 AWG, Cable #5. c. Boresight Tower Cable, (Bldg. 966): One Run RG 214, Cable #6. Dwg: 91-079-W164.	SSD	FY 70										X	
A-42	Program 437 Six 50 Conductor Cables from Bldg. 790 to Bldg. 100.	SSD	In Use										X	

VOL III
April 1969

2-54

TABLE 2-1. TABLE OF DETAILED COMMUNICATION REQUIREMENTS AT JOHNSTON ATOLL

ITEM NO.	DESCRIPTION	USER	DATE REQ'D	PARTICIPATION										
				AD	BH	DW	EX	HA	MF	NOST	S	T		
A-43	Program 437 12 Pair, No. 19 AWG and 36 Conductor Cables from Bldg. 790 to Bldg. 990.	SSD	In Use										X	
A-44	Signal Cable from JOC to Bldgs. 93 and 94. 35 50 ohm Coaxial Cables. 7 Pair Signal Cable.	LASL	GO+30					X						
A-45	Control Cable from Bldg. 20 to Bldg. 23. 10 Individually Shielded Pair, No. 19 AWG Audio Cable.	EG&G	GO+45										X	
A-46	Timing and Firing Cable from Bldg. 20 to Bldg. 790. 100 Pair Signal. Two 12 Pair Audio. Scheduled for FY 70 Installation.	EG&G	FY 70										X	

2-55

2.4 COMMUNICATIONS AT DAMON TRACT

The detailed communication component requirements at Damon Tract are listed in Table 2-2, Table of Detailed Communication Requirements at Damon Tract.

TABLE 2-2. TABLE OF DETAILED COMMUNICATION REQUIREMENTS AT DAMON TRACT

ITEM NO.	DESCRIPTION	USER	DATE REQ'D	PARTICIPATION										
				AD	BH	DW	EX	HA	MF	NOST	S	T		
B-1	<u>TELETYPE</u>													
	A ON-SITE													
	None Stated													
	B OFF-SITE													
	Access to services of Communication Center, Damon Tract, during all normal working hours and on 24-hour basis during critical operational periods. (F&S 06006)	AEC H&N TC	GO+30										X	
	<u>TELECONFERENCE</u>													
	A ON-SITE													
	None Stated													
	B OFF-SITE													

2-57

TABLE 2-2. TABLE OF DETAILED COMMUNICATION REQUIREMENTS AT DAMON TRACT

ITEM NO.	DESCRIPTION	USER	DATE REQ'D	PARTICIPATION									
				AD	BH	DW	EX	HA	MF	NOST	S	T	
B-1	Secure Telecon to LASL, Los Alamos, New Mexico from Telecon Center (on 30 minutes notice).	LASL	GO+30	X			X	X					
B-2	Secure Telecon to Johnston Atoll from Telecon Center (on 30 minutes notice).	LASL LRL SANDIA	GO+30	X			X	X					
B-3	Full Period Teleconference Circuit (not secure) from LASL Operations Center to Room 314, JOC, Johnston Atoll	LASL	GO+165					X					
B-4	Secure Telecon to SANDIA, Albuquerque, New Mexico (on 30 minutes notice).	SANDIA	GO+30	X			X	X					
<u>TELEPHONE</u>													
A	ON-SITE												
A-1	Trailers #1 & #2. Stations on AEC and be answered at secretary's desk. Instruments to be six-button with hold and lighted keys. Fourth number of system to ring in Mail & Records Section of Trailer #2. One wall-mounted instrument in Trailer #1.	LASL	GO+30									X	

~~CONFIDENTIAL~~

ITEM NO.	DESCRIPTION	USER	DATE REQ'D	PARTICIPATION											
				AD	BH	DW	EX	HA	MF	NOST	S	T			
A-2	Trailers #3 & #4. Three line rotary system on AEC PABX. Six-button instruments with hold feature and illuminated keys. Answering station at secretary's desk in Trailer #3. Four instruments in Trailer #3 and five in Trailer #4.	LASL	GO+30											X	
A-3	Trailer #5. Two lines. Rotary not required for rehearsal.	LASL	GO+30	X			X	X							
A-4	Trailers #7, #8, #9 & #10. Stations on AEC PABX. Each trailer to have 2 LN/4 IN.	LASL	GO+30											X	
A-5	General Office Trailer #1. Stations on AEC PABX. Lines in rotary and instruments with hold feature and illuminated keys.	LRL	GO+30											X	
A-6	Office Trailer #2. Stations on AEC PABX. Lines in rotary and instruments with hold and illuminated keys.	LRL	GO+30											X	

~~CONFIDENTIAL~~

TABLE 2-2. TABLE OF DETAILED COMMUNICATION REQUIREMENTS AT DAMON TRACT

ITEM NO.	DESCRIPTION	USER	DATE REQ'D	PARTICIPATION										
				AD	BH	DW	EX	HA	MF	NOST	S	T		
	<u>LN-IN</u>													
B-1	Trailer #1. Station on HAW TEL exchange.	1 1 LASL	GO+30										X	
B-2	Hot line from LRL Office Trailer #1 to Filter Center.	1 1 LRL	GO+150					X						
B-3	Access to secure voice circuit to Johnston Atoll from AEC Communication Center, Ohohia Street. Complement to item B-2, Table 2-1.	LRL	GO+30	X										
B-4	Hot line from Trailer #1 to LRL Command Trailer #11, HAFB.	1 1 LRL	GO+30	X										
B-5	Access to unsecured voice circuit from Office at Damon Tract to Johnston Atoll.	AEC	GO+30										X	
B-6	BLANK													
B-7	BLANK													

2-63

VOL III
April 1969

TABLE 2-2. TABLE OF DETAILED COMMUNICATION REQUIREMENTS AT DAMON TRACT

ITEM NO.	DESCRIPTION	USER	DATE REQ'D	PARTICIPATION										
				AD	BH	DW	EX	HA	MF	NOST	S	T		
	<u>LN-IN</u>													
B-8	Unsecured Hot line from Command Trailer to Johnston Atoll. Drop to LRL Operations Office.	LRL LASL SANDIA	GO+30	X										
	<u>RADIO</u>													
	A ON-SITE													
A-1	Local VHF Voice Radio Nets. Nine Fixed Stations as follows: Trailer #1 1/LASL (B) 1/Command (A) Trailer #2 1/LASL (B) Trailer #3 1/LASL (B) 1/Command (A) Trailer #4 1/LASL (B) 1/Command (A) Trailer #5 1/LASL (B) 1/Command (A) Nineteen Mobile Stations as follows: 9/LASL/Command (B/A) 10/LASL (B) Four Portable Stations as follows: 3/LASL (B) 1/Command (A)	LASL	GO+30	X			X	X						

VOL III
April 1969

2-64

TABLE 2-2. TABLE OF DETAILED COMMUNICATION REQUIREMENTS AT DAMON TRACT

ITEM NO.	DESCRIPTION	USER	DATE REQ'D	PARTICIPATION									
				AD	BH	DW	EX	HA	MF	NOST	S	T	
A-2	Local VHF Voice Radio Nets. (Post-GO) 6 Fixed Stations (A) 7 Fixed Stations (B) 15 Mobile Stations (B/A) 14 Mobile Stations (B) 4 Portables (A) 4 Portables (B)	LASL	GO+30	X				X					
A-3	Local VHF Voice Radio Nets. Eight Fixed Stations as follows: Trailer #1 2/LRL (C) 1/Command (A) Trailer #2 2/LRL (C) HEG Trailer 1/LRL(C) 1/Command (A) 1/Command (J) Sixteen Mobile Stations as follows: 1/LRL/Command (C/A) 13/LRL (C) 1/Command (A/J) 1/Command (A) Ten Portable Stations as follows: 8/LRL(C) 2/Command (A)	LRL	GO+30	X			X	X					

2-65

TV

VOL III
April 1969

TABLE 2-2. TABLE OF DETAILED COMMUNICATION REQUIREMENTS AT DAMON TRACT

ITEM NO.	DESCRIPTION	USER	DATE REQ'D	PARTICIPATION										
				AD	BH	DW	EX	HA	MF	NOST	S	T		
A-4	Trailer #3. Three Fixed Stations as follows: 2/LRL (C) 1/Command (A)	LRL	GO+30	X				X						
A-5	Local VHF Voice Radio Nets Seventeen Fixed Stations as follows: Trailer #1 3/SANDIA (D) 3/Command (A) Trailer #2 1/SANDIA (D) 1/Command (A) Trailer #3 2/SANDIA (D) 1/Command (A) Trailer #4 2/SANDIA (D) 2/Command (A) Office in AEC Bldg. 1/SANDIA (D) 1/Command (A) Sixty-five Mobile Stations as follows: 45/SANDIA (D) 20/SANDIA/Command (D/A) Twenty-six Portable Stations as follows: 17/SANDIA (D) 9/Command (A)	SANDIA	GO+45	X			X	X						

2-66

CONFIDENTIAL

TABLE 2-2. TABLE OF DETAILED COMMUNICATION REQUIREMENTS BY BRANCH AREA

ITEM NO.	DESCRIPTION	USER	DATE REQ'D	PARTICIPATION										
				AD	BH	DW	EX	HA	MF	NOST	S	T		
A-6	Office in AEC Building, Ohohia Street. 1 Fixed Station on (H) Net. 3 Mobile Stations on (H) Net.	SANDIA	GO+30										X	
A-7	Local VHF Voice Radio Nets. 15 Mobile Stations EG&G (E) 8 Mobile Stations EG&G/Command (E/A) 1 Mobile Station LASL (B) 1 Mobile Station SANDIA (D) 2 Portable Stations EG&G (E)	EG&G	GO+30				X	X						
A-8	BLANK													
A-9	Local VHF Voice Radio Nets. 1 Dual Channel Mobile Station Command/LASL (A/B) 1 Portable Station LASL (B)	AEC	GO+30	X			X	X						
A-10	Local VHF Voice (Simplex) Security Net (G). 1 Fixed Station Guard Post #4, Ohohia Street. 2 Mobile Stations 2 Portable Stations	JTF -8	In Use										X	
A-11	Local Maintenance Net (M). 1 Fixed Station, Service Trailer.	AEC/ H&N	GO+30										X	

CONFIDENTIAL

2-67

CONFIDENTIAL

TABLE 2-2. TABLE OF DETAILED COMMUNICATION REQUIREMENTS AT DAMON TRACT

ITEM NO.	DESCRIPTION	USER	DATE REQ'D	PARTICIPATION										
				AD	BH	DW	EX	HA	MF	NOST	S	T		
A-12	JTF-8 Command Net (O) 4 Portable Stations	JTF-8	GO+30										X	
A-13	Local VHF Voice Radio Net 1 Mobile Station Command (A)	JTG 8.7	GO+30										X	
B-1	B OFF-SITE HF Air-to-Ground Voice Communications from Office Trailer to NC-135 Aircraft.	LASL	GO+30	X			X	X						
	<u>SIGNAL</u>													
	A ON-SITE None Stated													
	B OFF-SITE None Stated													

VOL III
April 1969

2-68

~~CONFIDENTIAL~~

~~CONFIDENTIAL~~

2-69

2.5 COMMUNICATIONS AT HICKAM AFB

The detailed communication component requirements at Hickam AFB are listed in Table 2-3, Table of Detailed Communication Requirements at Hickam AFB.

~~CONFIDENTIAL~~

TABLE 2-3. TABLE OF DETAILED COMMUNICATION REQUIREMENTS AT HICKAM AFB

ITEM NO.	DESCRIPTION	USER	DATE REQ'D	PARTICIPATION										
				AD	BH	DW	EX	HA	MF	NOST	S	T		
	<u>TELETYPE</u>													
	A ON-SITE													
	None Stated													
	B OFF-SITE													
B-1	Access to services of AEC Communication Center, Hickam AFB during all normal working hours and on 24-hour basis during critical operational periods. (F&S 06016)	AEC	GO+30										X	
	<u>TELECONFERENCE</u>													
	A ON-SITE													
	None Stated													
	B OFF-SITE													
B-1	Secure telecon to Johnston Atoll, on 30 minutes notice.	LASL	GO+30	X			X	X						

VOL III
April 1969

2-70

TABLE 2-3. TABLE OF DETAILED COMMUNICATION REQUIREMENTS AT HICKAM AFB

ITEM NO.	DESCRIPTION	USER	DATE REQ'D	PARTICIPATION										
				AD	BH	DW	EX	HA	MF	NOST	S	T		
B-2	BLANK													
B-3	Secure Telecon to Lawrence Radiation Laboratory, Livermore, California, on 30-minutes notice.	LRL	GO+30										X	
<u>TELEPHONE</u>														
A	ON-SITE													
				<u>LN-IN</u>										
A-1	Secure Trailer Compound nine trailers, one line and two instrument each trailer. Stations on AEC PABX.	LASL	GO+30	9 18			X		X	X				
A-2	Trailer #15 (Adjacent to Quonset T-3207). Three lines in rotary, on AEC PABX, with answering station on secretary's desk. Illuminated keys, hold and buzzer.	LASL	GO+30	3 4	X		X	X	X	X				
A-3	Quonset T-3207. Instruments on same three lines in Trailer #15. Buzzer from Trailer #15.	LASL	GO+30	0 3	X		X	X	X	X				

CONFIDENTIAL

2-71

CONFIDENTIAL

TABLE 2-3. TABLE OF DETAILED COMMUNICATION REQUIREMENTS AT HICKAM AFB

ITEM NO.	DESCRIPTION	USER	DATE REQ'D	PARTICIPATION									
				AD	BH	DW	EX	HA	MF	NOST	S	T	
	<u>LN-IN</u>												
A-15	LRL Office Trailer #11. Hot line to Filter Center.	LRL	GO+30	X				X					
A-16	Trailer #10. Call commander capable of handling 16 lines. Stations on AEC PABX, all lines in rotary to ring at secretary's desk, hold feature. On-off switch to provide ringing in LRL Trailer #11.	LRL	GO+30	X			X	X					
A-17	Trailer #10. Hot line to Filter Center.	LRL	GO+30					X					
A-18	Trailer #5. Trailer #6. Trailer #7. Trailer #9. Trailer #12. Trailer #34. Trailer #59. Trailer #60. Stations on AEC PABX, line in each trailer tied into call directors in Trailers #10 and #11. Each instrument to be fitted with on-off switch to provide ringing in Trailer #10.	LRL	GO+30	X			X	X					

VOL III
April 1969

2-74

CONFIDENTIAL

CONFIDENTIAL

TABLE 2-3. TABLE OF DETAILED COMMUNICATION REQUIREMENTS AT HICKAM AFB

ITEM NO.	DESCRIPTION	USER	DATE REQ'D	PARTICIPATION										
				AD	BH	DW	EX	HA	MF	NOST	S	T		
A-19	BLANK													
	<u>LN-IN</u>													
A-20	Close-in Simulator Site, Trailer A-1. Station on AEC PABX.	SANDIA	GO+30	X			X							
A-21	Task Unit Offices in: Trailer #6 and #7 Trailer #8 All stations on AEC PABX.	SANDIA	GO+30	X			X							
A-22	Trailer #H-25 Trailer #B-34 Provide extension bell in Trailer #B-34. Stations on AEC PABX.	SANDIA	GO+30	X			X							
A-23	Trailer #10 Trailer #11 Trailer #F-2 All stations on AEC PABX. Instrument in F-2 is ringing extension of instrument in Trailer #11.	SANDIA	GO+30	X			X							
A-24	Trailer #B-40 Trailer #B-13 Trailer #G-1 Trailer #H-26 All stations on AEC PABX.	SANDIA	GO+30	X			X	X						

2-75

VOL III
April 1969

TABLE 2-3. TABLE OF DETAILED COMMUNICATION REQUIREMENTS AT HICKAM AFB

ITEM NO.	DESCRIPTION	USER	DATE REQ'D	PARTICIPATION										
				AD	BH	DW	EX	HA	MF	NOST	S	T		
	<u>LN-IN</u>													
A-25	Trailer #B-64 Trailer #9 Trailer #12 All stations on AEC PABX.													
		1	1	SANDIA	GO+30	X			X	X				
		2	2											
		4	4											
A-26	Hookup between C-135's and Trailer Complex thru AEC PABX. Terminal box at aircraft parking sites. Three cable reels and sufficient cable to interconnect aircraft. Instruments are in aircraft.													
		3	0	SANDIA LASL LRL	GO+30				X	X				
A-27	BLANK													
A-28	BLANK													
A-29	Photo Instrumentation Trailers #1, #2 and #3. Stations on AEC PABX.													
		3	3	EG&G	GO+30	X			X					
A-30	Photo Instrumentation Trailer #4. Stations on AEC PABX.													
		3	3	EG&G	GO+30	X			X					

VOL III
April 1969

2-76

CONFIDENTIAL

CONFIDENTIAL

~~CONFIDENTIAL~~

TABLE 4-2. TABLE OF RELATED COMMUNICATIONS AND TELETYPE DATA

ITEM NO.	DESCRIPTION	USER	DATE REQ'D	PARTICIPATION														
				AD	BH	DW	EX	HA	MF	NO	ST	T						
A-31	Shop, Trailer #6. Station on AEC PABX.	EG&G	GO+30	X														
A-32	T&C Trailer #8. Stations on AEC PABX.	EG&G	GO+30	X			X											
A-33	T&C Trailer #9. Stations on AEC PABX.	EG&G	GO+30	X			X											
A-34	Analysis Trailer #10. Stations on AEC PABX.	EG&G	GO+30	X			X											
A-35	Staff Trailer #11. Stations on AEC PABX.	EG&G	GO+30	X			X											
A-36	Flight Crew Trailer #12. Stations on AEC PABX.	EG&G	GO+30	X			X											
A-37	Flight Coordination Trailer #13. Stations on AEC PABX. Hot line to TU 8.4 Diagnostics Trailer. Hot line to TU 8.4 Maintenance Trailer.	EG&G	GO+30	X														

LN-IN

2-77
~~CONFIDENTIAL~~

TABLE 2-3. TABLE OF DETAILED COMMUNICATION REQUIREMENTS AT HICKAM AFB

ITEM NO.	DESCRIPTION	USER	DATE REQ'D	PARTICIPATION									
				AD	BH	DW	EX	HA	MF	NOST	S	T	
	<u>LN-IN</u>												
A-38	Photo Maintenance Trailer Station on AEC PABX.	EG&G	GO+30	X									
A-39	Shipping Space, Bldg. T-3059. Station on AEC PABX.	EG&G	GO+30	X			X						
A-40	Remote Measurements, Bldg. 3208. Stations on AEC PABX.	EG&G	GO+30	X			X						
A-41	Photo Processing Space, Bldg. 3214. Station on AEC PABX.	EG&G	GO+30	X			X						
A-42	Photo Processing Space, Bldg. 3215. Station on AEC PABX.	EG&G	GO+30	X			X						
A-43	D. R. and Shipping, Bldg. 3216. Station on AEC PABX.	EG&G	GO+30	X			X						
A-44	Data Reduction, Bldg. 3217. Stations on AEC PABX.	EG&G	GO+30	X			X						

VOL III
April 1969

2-78

ITEM NO.	DESCRIPTION	USER	DATE REQ'D	PARTICIPATION															
				AD	BH	DW	EX	HA	MF	NOST	S	T							
A-45	Simulator Hut. Station on AEC PABX. LN-IN 1 1	EG&G	GO+30	X			X												
A-46	Three trailers, Stations on AEC PABX. 4 8	EG&G	GO+30	X				X											
A-47	Filter Center. Stations on AEC PABX. 2 2	AEC	GO+150			X		X											
A-48	Guard Post, Secure Trailer Compound. Station on AEC PABX. 1 1	SECURITY	GO+30															X	
A-49	Communication Trailer. Station on AEC PABX. 1 1	H&N	GO+30															X	
A-50	Service Trailer. Stations on AEC PABX. 3 4 2 2 Stations on HAFB Exchange	H&N	GO+30															X	
A-51	Radio Shop Van. Station on AEC PABX. 1 1	H&N	GO+30															X	
A-52	Transportation Office, MAC Terminal. Stations on HAFB Exchange. 2 2	H&N	In Use															X	

TABLE 2-3. TABLE OF DETAILED COMMUNICATION REQUIREMENTS AT HICKAM AFB

ITEM NO.	DESCRIPTION	USER	DATE REQ'D	PARTICIPATION										
				AD	BH	DW	EX	HA	MF	NOST	S	T		
A-53		<u>LN-IN</u>												
	Hanger 2: Room 122	1	1	JTF-8	GO+30	X			X					
	Room 124	1	1											
	Room 127	1	1											
	Room 126	1	1											
	Stations on AEC PABX. Room 121, Hot line to JTF-8 J-2 Trailer, NASBP.	1	1											
A-54	Bldg. 3225: Room 105	1	1	JTF-8	GO+30				X				X	
	Room 107	1	1											
	Room 108	1	1											
	Room 110	1	1											
	Room 111	1	1											
	Room 119	1	1											
	Room 142	1	1											
	Room 144 w/extensions to Room 142.	0	2											
Room 147	1	1												
	Stations on AEC PABX.													
A-55	Diagnostic Trailer #1. Stations on AEC PABX.	3	4	TG 8.4	GO+30								X	
	Hot line EG&G Trailer #13.	1	1											
A-56	Administration Trailer #1. Station on AEC PABX.	1	1	TG 8.4	GO+30								X	

VOL III
April 1969

2-80

TABLE 2-3. TABLE OF DETAILED COMMUNICATION REQUIREMENTS AT HICKAM AFB

ITEM NO.	DESCRIPTION	USER	DATE REQ'D	PARTICIPATION										
				AD	BH	DW	EX	HA	MF	NOV	S	T		
	<u>LN-IN</u>													
B-5	Secure voice circuit from Secure Trailer Park to Secure Trailer Park at NAS Barbers Point.	SANDIA LASL LRL	GO+30	X										
B-6	Hot line from Trailer #10 to LRL NASBP Office Trailer #1.	LRL	GO+30	X			X	X						
B-7	Secure voice circuit from Filter Center to Johnston Atoll.	LRL	GO+30	X				X						
B-8	Unsecure Hot line from Filter Center to LRL Command Trailer HAFB and to LRL Trailer #1 at Damon Tract.	LRL	GO+30	X				X						
B-9	Secure voice circuit from Filter Center to NAS Barbers Point.	LRL	GO+30	X										
B-10	Hot line from LRL Office Trailer #11 to LRL Office NAS Barbers Point Trailer #1. Complement to Item B-4, Table 2-4.	LRL	GO+30	X			X							
B-11	Secure voice circuit from Filter Center to LRL, Livermore.	LRL	GO+30	X				X						

VOL III
April 1969

2-82

CONFIDENTIAL

CONFIDENTIAL

ITEM NO.	DESCRIPTION	USER	DATE REQ'D	PARTICIPATION										
				AD	BH	DW	EX	HA	MF	NOST	S	T		
	<u>LN-IN</u>													
B-12	BLANK													
B-13	BLANK													
B-14	Hot line from Room 121, Hangar 2 to JTF-8 J-2 Trailer, NASBP. Complement to Item B-8, Table 2-4.	JTF-8	GO+30	X			X	X						
B-15	BLANK													
	<u>RADIO</u>													
A	ON-SITE													
A-1	Local VHF Voice Radio Nets. Ten fixed stations as follows: Trailer #D-8-2 1/LASL (B) Quonset T-3207 1/LASL (B) 1/Command (A) Trailer #14 (J-16-5) 1/LASL (B) Trailer for JTF-8 Associate Scientific Deputy for Air 1/LASL (B) 1/Command (A) Location Unspeci- fied. 2/LASL (B) Location Unspeci- fied. 2/Command (A)	LASL	GO+30	X			X	X						

2-83

VOL III
April 1969

~~CONFIDENTIAL~~

~~CONFIDENTIAL~~

TABLE 2-3. TABLE OF DETAILED COMMUNICATION REQUIREMENTS AT HICKAM AFB

ITEM NO.	DESCRIPTION	USER	DATE REQ'D	PARTICIPATION										
				AD	BH	DW	EX	HA	MF	NOST	S	T		
A-1 (Cont.)	<p>Ten mobile Stations as follows: 3/LASL/Command (B/A) 7/LASL (B)</p> <p>Six Portable Stations as follows: 1/Command (A) 3/LASL (B) 2/EG&G (FM-3)</p>													
A-2	<p>Local VHF Voice Radio Nets (Post-GO): 6 Fixed Stations (A) 7 Fixed Stations (B) 5 Mobile Stations (B/A) 17 Mobile Stations (B) 3 Portable Stations (A) 5 Portable Stations (B) 3 Portable Stations (FM-3)</p>	LASL	GO+30	X					X					
A-3	<p>Local VHF Voice Radio Nets Twelve Fixed Stations as follows: Trailer #10 2/LRL (C) 1/Command (A) Trailer #11 2/LRL (C) 1/Command (A) Trailer #5 1/LRL (C) Trailer #6 1/LRL (C) Trailer #7 1/LRL (C) Trailer #9 1/LRL (C) Trailer #17 1/LRL (C) Trailer #18 1/LRL (C)</p> <p>(Continued)</p>	LRL	GO+30	X			X	X						

VOL III
April 1969

2-84

~~CONFIDENTIAL~~

ITEM NO.	DESCRIPTION	USER	DATE REQ'D	PARTICIPATION										
				AD	BH	DW	EX	HA	MF	NOST	S	T		
A-3 (Cont.)	<p>Twenty-one Mobile Stations as follows: 16/LRL (C) 5/LRL/Command (C/A)</p> <p>Thirteen Portable Stations as follows: 8/LRL (C) 3/Command (A) 1/FM-3 1/FM-4</p>													
A-4	<p>Local VHF Voice Radio Nets. Thirty-one fixed stations as follows:</p> <p>Trailer #A-1 1/SANDIA (D) Trailer #B-13 1/SANDIA (D) Trailer #B-34 2/SANDIA (D) Trailer #B-40 1/SANDIA (D) Trailer #B-64 1/SANDIA (D) Trailer #F-2 1/SANDIA (D) Trailer #G-1 1/SANDIA (D) Trailer #H-25 1/SANDIA (D) Trailer #H-26 1/SANDIA (D) Trailer #6 2/SANDIA (D) 2/Command (A) Trailer #7 2/SANDIA (D) 2/Command (A) 1/SANDIA (H) Trailer #8 4/SANDIA (D) Trailer #9 2/SANDIA (D) Trailer #10 1/SANDIA (D) Trailer #11 2/SANDIA (D) Trailer #12 2/SANDIA (D) 1/Command (A)</p> <p>(Continued)</p>	SANDIA	GO+30	X			X	X						

2-85

VOL III
April 1969

CONFIDENTIAL

TABLE 2-3. TABLE OF DETAILED COMMUNICATION REQUIREMENTS AT HICKAM AFB

ITEM NO.	DESCRIPTION	USER	DATE REQ'D	PARTICIPATION									
				AD	BH	DW	EX	HA	MF	NOST	S	T	
A-4 (Cont.)	Two Monitor Speakers as follows: Trailer #6 2/SANDIA (D)												
A-5	Filter Center, two receivers for countdown.	LASL SANDIA	GO+30					X					
A-6	Local VHF Voice Radio Nets. Nineteen Fixed Stations as follows: Photo Trailer #4 1/Command (A) 1/EG&G (E) T&C Trailer #8 1/EG&G (E) T&C Trailer #9 1/Command (A) 1/EG&G (E) Analysis Trailer#10 1/EG&G (E) Analysis Trailer#11 1/Command (A) 1/EG&G (E) Flight Crew Trailer #12 1/EG&G (E) Flight Coordination Trailer #13 1/Command (A) 1/EG&G (E) 1/SANDIA (D) Building 3208 1/Command (A) 1/EG&G (E) Building 3214 1/Command (A) 1/EG&G (E) Building 3216 1/EG&G (E) Building 3217 1/Command (A) 1/EG&G (E)	EG&G	GO+30	X			X	X					

VOL III
April 1969

2-86


CONFIDENTIAL

ITEM NO.	DESCRIPTION	USER	DATE REQ'D	PARTICIPATION									
				AD	BH	DW	EX	HA	MF	NOST	S	T	
A-7	Receive countdown in EM Measurement Station.	SANDIA	GO+30	X			X	X					
A-8	Local Security (Simplex) Net (G) Five Fixed Stations as follows: Hangar #2, Room 121 Building 3225, Guard Shack Secure Compound Guard Shack Trailer #1 Maintenance Van Six Portable Stations.	JTF-8	GO+30	X			X	X					
A-9	Local VHF Voice Radio Nets. Six Fixed Stations as follows: Building 3225 Room 102 1/Hickam Maintenance (L) Room 123 1/Hickam Maintenance (L) Room 147 1/TG 8.4 Command (J) Transportation Trailer 1/TG 8.4 Taxi (T) Maintenance Control Room, Bldg. 1055. 1/Hickam Maintenance (L)	TG 8.4	GO+30	X			X	X					
(Continued)													

2-87

VOL III
April 1969

TABLE 2-3. TABLE OF DETAILED COMMUNICATION REQUIREMENTS AT HICKAM AFB



ITEM NO.	DESCRIPTION	USER	DATE REQ'D	PARTICIPATION									
				AD	BH	DW	EX	HA	MF	NOST	S	T	
A-9 (Cont.)	Maintenance Van 1/TG 8.4 Command (J) Twenty-eight Mobile Stations as follows: 6/Hickam Maintenance (L) 13/TG 8.4 9/TG 8.4 Taxi (T)												
A-10	Timing and Firing Radio Link to Subtasks A609, B701, A804, A915 and B918.	TC	GO+135					X					
A-11	Local Maintenance Net (M). 1 Fixed Station, Service Trailer.	AEC/ H&N	GO+30	X				X					
B-1	Unsecured Voice link from Filter Center to KC-135's and C-135's Via Hickam AFB Air/Ground Circuits.	AEC	GO+30	X				X					
	<u>SIGNAL</u>												



TABLE 2-3. TABLE OF DETAILED COMMUNICATION REQUIREMENTS AT THORNTON AFB

ITEM NO.	DESCRIPTION	USER	DATE REQ'D	PARTICIPATION									
				AD	BH	DW	EX	HA	MF	NOST	S	T	
A	ON-SITE												
	None Stated												
B	OFF-SITE												
	None Stated												

2-89

VOL III
April 1969

2.6 COMMUNICATIONS AT NAS BARBERS POINT

The detailed communication component requirements at NAS Barbers Point are listed in Table 2-4, Table of Detailed Communication Requirements at NAS Barbers Point.

CONFIDENTIAL

ITEM NO.	DESCRIPTION	USER	DATE REQ'D	PARTICIPATION									
				AD	BH	DW	EX	HA	MF	NOST	S	T	
	<u>TELETYPE</u>												
	A ON-SITE												
	None Stated												
	B OFF-SITE												
B-1	Access to services of AEC Communication Center during normal working hours and on 24-hour basis during critical operational periods. (F&S 06004)	AEC	GO+30									X	
	<u>TELECONFERENCE</u>												
	A ON-SITE												
	None Stated												
	B OFF-SITE												
B-1	Secure Teleconference to home laboratory. Call up for daily use and for operations.	SANDIA	GO+30	X			X	X	X				

2-91

VOL III
April 1969

CONFIDENTIAL

TABLE 2-4. TABLE OF DETAILED COMMUNICATION REQUIREMENTS AT NAS BARBERS POINT

ITEM NO.	DESCRIPTION	USER	DATE REQ'D	PARTICIPATION										
				AD	BH	DW	EX	HA	MF	NOV	S	T		
B-2	Secure Teleconference to home laboratory.	LASL	GO+30	X			X							
	<u>TELEPHONE</u>													
	A ON-SITE													
A-1	Assembly Building, on AEC PABX: Room 115.	LASL	GO+30	X			X							
A-2	Trailers #1 and #2. On AEC PABX. Answering station on secretary's desk in Trailer #1 near entrance along center of wall adjacent to trailer dock. Each instrument, 6 button, containing 3 lines in rotary. One additional instrument in Trailer #3 is on this system. System to have hold and illuminated keys.	LASL	GO+30	X			X							
A-3	Trailer #J-16-11. Station on AEC PABX, with ringing extension to appear at answering station on secretary's desk in Trailer #1.	LASL	GO+30	X			X							

VOL III
April 1969

2-92

~~CONFIDENTIAL~~

~~CONFIDENTIAL~~

TABLE 4. TABLE OF DETAILED COMMUNICATION REQUIREMENTS AT NAS BARBERS POINT

ITEM NO.	DESCRIPTION	USER	DATE REQ'D	PARTICIPATION														
				AD	BH	DW	EX	HA	MF	NOV	S	T						
A-9	Assembly Building on AEC PABX, lines in rotary, hold feature.	LRL	GO+30	X				X										
	Room 114														2	1		
	Room 113, extensions of lines in Room 114.														2	1		
	Room 110 (Hi-bay), extension of line in Room 114. Instrument to be located on wall immediately adjacent to door into Room 113. Instruments in Rooms 110, 113 and 114 to ring simultaneously.														1	1		
	Station on NASBP Exchange, Room 114														1	1		
A-10	Hot line from aircraft loading pad to NASBP control tower.	SANDIA	GO+30												X			
A-11	Assembly Bldg. 1682. Stations on AEC PABX. One instrument with access to three lines and with hold and illuminated keys in each of Rooms 102, 103, 109, 110, 111, 112 and Simulator Room. Only one number to ring in Rooms 109, 110 and Simulator Room.	SANDIA	GO+30	X				X	X									
	Room 108																3	6
	Room 103, Station on NASBP Exchange.																1	1
																	1	1

VOL III
April 1969

2-94

TABLE 2-4. TABLE OF DETAILED COMMUNICATION REQUIREMENTS AT NAS BARBERS POINT

ITEM NO.	DESCRIPTION	USER	DATE REQ'D	PARTICIPATION								
				AD	BH	DW	EX	HA	MF	NOST	S	T
A-14	<p>Duty Officer Trailer #7-11. NASBP crash phone system. Station on NASBP Exchange. Station on AEC PABX. Automatic answering service for duty officer telephone.</p>	SANDIA	GO+30	X			X					
A-15	<p>Joint Conference Trailer. Station on AEC PABX, with disconnect jacks.</p>	SANDIA	GO+30	X			X					
A-16	<p>Bunkroom Trailer. Station on AEC PABX.</p>	SANDIA	GO+30	X			X					
A-17	<p>Trailer #B-41. Station on AEC PABX.</p>	SANDIA	GO+30	X			X					
A-18	<p>Trailer #B-39. Station on AEC PABX.</p>	SANDIA	GO+30	X			X					
A-19	<p>CTV Preparation Building, Stations on AEC PABX.</p>	SANDIA	GO+30	X			X					
A-20	BLANK											

TABLE 2-7. TABLE OF DETAILED COMMUNICATION REQUIREMENTS AT THIS BARRACKS UNIT

ITEM NO.	DESCRIPTION	USER	DATE REQ'D	PARTICIPATION									
				AD	BH	DW	EX	HA	MF	NOST	S	T	
A-21	BLANK												
		<u>LN-IN</u>											
A-22	B-52 Aircraft Loading Apron. Stations on AEC PABX.	1 2	SANDIA	GO+30	X			X					
A-23	Trailer #F-20. Station on AEC PABX.	1 1	SANDIA	GO+30	X			X					
A-24	Field Office. Stations on AEC PABX. Station on NASBP Exchange.	3 4 1 1	AEC/ H&N	GO+30	X			X					
A-25	Communication Trailer. Station on AEC PABX.	1 1	H&N	GO+30	X			X					
A-26	Radio Shop Van. Station on AEC PABX.	1 1	AEC/ H&N	GO+30	X			X					
A-27	Security Trailer. Three Stations on AEC PABX. Guard Shack adjacent to Security Trailer. Station on AEC PABX.	3 3 1 1	JTF-8	GO+30				X				X	
A-28	Guard Tower, Bldg. 947, hot line to guard shack, Bldg. 1683.	1 1	JTF-8	In Use	X			X					

CONFIDENTIAL

VOL III
April 1969

TABLE 2-4. TABLE OF DETAILED COMMUNICATION REQUIREMENTS AT NAS BARBERS POINT

ITEM NO.	DESCRIPTION	USER	DATE REQ'D	PARTICIPATION										
				AD	BH	DW	EX	HA	MF	NOV	S	T		
	<u>LN-IN</u>													
A-29	Guard Shack, Bldg. 1688. Station on AEC PABX. Hot line to Bldg. 947.	JTF-8	GO+30 In Use	X			X							
	1 1													
	1 1													
A-30	Guard Shack, Bldg. 1683. Hot line to Guard Post in Bldg. 1682. Hot line to Guard Tower Bldg. 947. Station on AEC PABX.	JTF-8	In Use In Use GO+30	X			X							
	1 1													
	1 1													
	1 1													
A-31	Guard office in Assembly Bldg. 1682. Station on NASBP exchange. Station on AEC PABX. Station on NASBP crash net. Hot line to guard post in Bldg. 1683.	JTF-8	In Use GO+30 GO+30 In Use	X			X							
	1 1													
	1 1													
	1 1													
A-32	Guard House at D-9. Hot line to Guard Office, Bldg. 1682.	JTF-8	GO+30	X			X							
	1 1													
A-33	Administration Trailer. Station on AEC PABX.	TG 8.4	GO+30	X			X							
	1 1													

VOL III
April 1969

2-98

SECRET

ITEM NO.	DESCRIPTION	USER	DATE REQ'D	PARTICIPATION											
				AD	BH	DW	EX	HA	MF	NOST	S	T			
	<u>LN-IN</u>														
	<u>TELEPHONE</u>														
	B OFF-SITE														
B-1	BLANK														
B-2	BLANK														
B-3	Secure Voice Circuit to Filter Center from NASBP AEC Communication Center with capability to patch through to LRL, Livermore.			1	1	LRL	GO+30	X							
B-4	Hot line from LRL Office Trailer #1 to LRL Office Trailer #11, Hickam AFB. Complement to Item B-10, Table 2-3. Unsecure Voice Circuit to Johnston Atoll.			1	1	LRL	GO+30	X		X					
B-5	BLANK														
B-6	Secure Voice Circuit from Secure Trailer Park #1 to Secure Trailer Park Hickam AFB.	LASL SANDIA					GO+ 30	X							

~~CONFIDENTIAL~~

2-99

VOL III
April 1969

~~CONFIDENTIAL~~

TABLE 2-4. TABLE OF DETAILED COMMUNICATION REQUIREMENTS AT NAS BARBERS POINT

ITEM NO.	DESCRIPTION	USER	DATE REQ'D	PARTICIPATION										
				AD	BH	DW	EX	HA	MF	NOST	S	T		
	<u>LN-IN</u>													
B-7	BLANK													
B-8	Hot line from JTF-8 J-2 Trailer to Room 121, Hangar 2, HAFB. Complement to Item B-14, Table 2-3.	JTF-8	GO+30	X			X	X						
B-9	Communication Trailer. One pair teletype.	H&N	GO+30	X			X							
	<u>RADIO</u>													
A	ON-SITE													
A-1	Local VHF Voice Radio Nets Four Fixed Stations as follows: Trailer #1 1/LASL (B) 1/Command (A) Trailer #J- 16-11 1/LASL (B) 1/Command (A) Four Mobile Stations as follows: 3/LASL/Command (B/A) 1/LASL (B) Two Portable Stations as follows: 1/Command (A) 1/LASL (B)	LASL	GO+30	X			X	X						

VOL III
April 1969

2-100

CONFIDENTIAL

TABLE 2-1. TABLE OF DETAILED COMMUNICATION REQUIREMENTS AT THIS BARBERS POINT

ITEM NO.	DESCRIPTION	USER	DATE REQ'D	PARTICIPATION										
				AD	BH	DW	EX	HA	MF	NOST	S	T		
A-2	Local VHF Voice Radio Nets. (Post-GO) 2 Fixed Stations (A) 2 Fixed Stations (B) 4 Mobile Stations (B/A) 1 Mobile Station (B) 2 Portable Stations (A) 1 Portable Station (B)	LASL	GO+30	X					X					
A-3	Local VHF Voice Radio Net. (Post-GO) One Fixed Station as follows: Sambo Trailer 1/LRL (C)	LRL	GO+30	X					X					
A-4	Local VHF Voice Radio Nets. Thirteen Fixed Stations as follows: Trailer #1 2/LRL (C) 1/SANDIA (D) Trailer #2 2/LRL (C) 1/SANDIA (D) 1/Command (A) Hazard Control Trailer 1/LRL (C) Assembly Bldg. Room 114 1/LRL (C) 1/Command (A) Room 113 1/LRL (C) 1/SANDIA (D) Room 110, unit to be located adjacent to telephone. 1/LRL (C)	LRL	GO+30	X			X	X						
(Continued)														

2-101

VOL III
April 1969

TABLE 2-4. TABLE OF DETAILED COMMUNICATION REQUIREMENTS AT NAS BARBERS POINT

ITEM NO.	DESCRIPTION	USER	DATE REQ'D	PARTICIPATION										
				AD	BH	DW	EX	HA	MF	NOST	S	T		
A-4 (Cont.)	Eleven mobile stations as follows: 2/LRL/Command (C/A) 9/LRL (C) Fourteen Portable Stations as follows: 2/SANDIA (D) 7/LRL (C) 3/LRL (C) Receive only 2/Command (A)													
A-5	Receive Countdown.	SANDIA	GO+150	X		X		X	X					
A-6	Local VHF Voice Radio Nets. Thirty-nine Fixed Stations as follows: Trailer #B-39 1/SANDIA (D) Trailer #B-41 1/SANDIA (D) Trailer #B-44 1/SANDIA (D) Trailer #F-20 1/SANDIA (D) Trailer #H-28 1/SANDIA (D) Trailer #1 3/SANDIA (D) 2/Command (A) 1/Crash Net Trailer #2 3/SANDIA (D) 3/Command (A) Trailer #3 1/SANDIA (D) 1/Command (A) Trailer #4 2/SANDIA (D) 2/Command (A) Trailer #7-11 1/SANDIA (D) 1/Command (A) 1/Crash Net (Continued)	SANDIA	GO+30	X			X	X						

VOL III
April 1969

2-102

CONFIDENTIAL

ITEM NO.	DESCRIPTION	USER	DATE REQ'D	PARTICIPATION									
				AD	BH	DW	EX	HA	MF	NOST	S	T	
A-6 (Cont.)	<p>Assembly Bldg. :</p> <p>Room 102 1/SANDIA (D)</p> <p>Room 103 1/SANDIA (D)</p> <p>1/Command (A)</p> <p>Room 109 1/SANDIA (D)</p> <p>1/Command (A)</p> <p>Room 110 1/SANDIA (D)</p> <p>1/Command (A)</p> <p>Room 111 1/SANDIA (D)</p> <p>Room 112 1/SANDIA (D)</p> <p>Simulator</p> <p>Room 1/SANDIA (D)</p> <p>CTV Bldg. 1/SANDIA (D)</p> <p>1/Command (A)</p> <p>Warehouse</p> <p>Bldg. 1733 1/SANDIA (D)</p> <p>Three Monitor Speakers as follows:</p> <p>1/Assembly Bldg., Room 108 (D)</p> <p>2/Warehouse Bldg., 1733 (D)</p>												
A-7	BLANK												
A-8	<p>Local VHF Voice Radio Net.</p> <p>1 Fixed Station</p> <p>4 Portable Stations</p>	EG&G	GO+30	X									
A-9	BLANK												

2-103

VOL III
April 1969

TABLE 2-4. TABLE OF DETAILED COMMUNICATION REQUIREMENTS AT NAS BARBERS POINT

~~CONFIDENTIAL~~

ITEM NO.	DESCRIPTION	USER	DATE REQ'D	PARTICIPATION									
				AD	BH	DW	EX	HA	MF	NOST	S	T	
A-10	Local VHF Voice Radio Nets. Five Fixed Stations as follows: J-2 Security Trailer 1/Security (G) 1/SANDIA (D) Marine Brig 1/Security (G) Block House 947 1/Security (G) Security Guard Bldg. 1682 1/Security (G) 1 Mobile Station (G) 6 Portable Stations (G)	JTF-8	GO+30	X			X						
A-11	Local VHF Voice Radio Maintenance Net (K). 1 Fixed Station in Maintenance Trailer 1 Fixed Station in MSK Bldg. 1730 2 Mobile Stations	TG 8.4	GO+30	X			X						
A-12	Local VHF Voice Radio Nets. Three Fixed Stations as follows: MCC 1/Lab. Command (A) 1/SANDIA (D) Weapons Handling Bldg. 1732 1/SANDIA (D) 2 Portable Stations on Laboratory Command (A) 2 Mobile Stations on Laboratory Command (A)	TG 8.4	GO+30	X			X						

~~CONFIDENTIAL~~

TABLE 2-7. TABLE OF DETAILED COMMUNICATION REQUIREMENTS AT THIS DUNDERS POINT

ITEM NO.	DESCRIPTION	USER	DATE REQ'D	PARTICIPATION									
				AD	BH	DW	EX	HA	MF	NOST	S	T	
A-13	Local VHF Voice Radio Maintenance Net (M). One Fixed Station, Service Trailer	AEC / H&N	GO+30				X					X	
A-14	Maintenance Van. Four Fixed Stations as follows: 1/Security (G) 1/LASL (B) 1/Maintenance (M) 1/Maintenance (K)	AEC / H&N	GO+30				X					X	
	B OFF-SITE												
B-1	HF air-to-ground circuits to B-52 drop aircraft and C-135 diagnostic aircraft.	TG 8.4	GO+30	X			X	X					
B-2	Nike Site 63. One Fixed Station on Interisland Photo Net.	SANDIA	In Use									X	
	<u>SIGNAL</u>												
	A ON-SITE												
	None Stated												

~~CONFIDENTIAL~~

2-105

~~CONFIDENTIAL~~

TABLE 2-4. TABLE OF DETAILED COMMUNICATION REQUIREMENTS AT NAS BARBERS POINT

ITEM NO.	DESCRIPTION	USER	DATE REQ'D	PARTICIPATION										
				AD	BH	DW	EX	HA	MF	NOST	S	T		
B	OFF-SITE None Stated													

VOL III
April 1969

2-106

~~CONFIDENTIAL~~

~~CONFIDENTIAL~~

2-107

2.7 COMMUNICATIONS AT AEC TEST READINESS FACILITY, KAUAI

The detailed communication component requirements at the Test Readiness Facility (TRF), Kauai, are listed in Table 2-5, Table of Detailed Communication Requirements at AEC-TRF, Kauai.

~~CONFIDENTIAL~~

TABLE 2-5. TABLE OF DETAILED COMMUNICATION REQUIREMENTS AT AEC-TRF, KAUALI

ITEM NO.	DESCRIPTION	USER	DATE REQ'D	PARTICIPATION									
				AD	BH	DW	EX	HA	MF	NOST	S	T	
	<u>TELETYPE</u>												
	A ON-SITE												
	None Stated												
	B OFF-SITE												
B-1	Access to services of AEC Communication Center. (F&S 13003)	AEC	GO+30	X			X	X					
	<u>TELECONFERENCE</u>												
	A ON-SITE												
	None Stated.												
	B OFF-SITE												
B-1	Secure Telecon to OAHU Call up for daily use and for Operations.	LASL	GO+80					X					

VOL III
April 1969

2-108

CONFIDENTIAL

ITEM NO.	DESCRIPTION	USER	DATE REQ'D	PARTICIPATION											
				AD	BH	DW	EX	HA	MF	NOST	S	T			
	<u>TELEPHONE</u> LN-IN														
A-1	A ON-SITE Test Readiness Facility	LASL	GO+40					X							
A-2	Trailers.	LRL	GO+120					X							
A-3	Trailers.	SANDIA	GO+120					X							
A-4	200-line PABX with 5 one-way in and 5 one-way out trunks to serve 125 instruments.	AEC	In Use					X							X
A-5	Office.	LRL	GO+120							X					
B-1	B OFF-SITE Unsecured Voice Hot line to Filter Center, Oahu, full period.	LASL LRL SANDIA	GO+120							X					
B-2	Unsecured voice channel between Kauai, Johnston Island, Maui, Mauna Loa. Part may be cable, other sections voice radio (Event time only and dry runs).	SANDIA	GO+120							X					

TABLE 2-5. TABLE OF DETAILED COMMUNICATION REQUIREMENTS AT AEC-TRF, KAUAI

ITEM NO.	DESCRIPTION	USER	DATE REQ'D	PARTICIPATION									
				AD	BH	DW	EX	HA	MF	NOST	S	T	
	<u>LN-IN</u>												
	<u>RADIO</u>												
	A ON-SITE												
A-1	Receivers for reception of countdown.	LASL LRL SANDIA	GO+150					X					
A-2	EG&G Requirements not stated.	EG&G	GO+120					X					
A-3	LRL Requirements not stated.	LRL	GO+120					X					
A-4	Local VHF Voice Radio Nets. 6 Fixed Stations (N). 3 Fixed Stations (H). 10 Mobile Stations (N). 5 Mobile Stations (N/H). 5 Portable Stations (N).	SANDIA	In Use									X	
A-5	Balloon Radar Net. 1 Fixed Station. 3 Portable Stations.	SANDIA	In Use									X	
	B OFF-SITE												

VOL III
April 1969

CONFIDENTIAL
2-110

CONFIDENTIAL

ITEM NO.	DESCRIPTION	USER	DATE REQ'D	PARTICIPATION									
				AD	BH	DW	EX	HA	MF	NOST	S	T	
B-1	Ground to air circuit for control of range clearance, and search and recovery aircraft.	JTF-8	In Use									X	
B-2	Interisland Photo Net. 3 Fixed Stations.	SANDIA	In Use									X	
A-1	<u>SIGNAL</u> A ON-SITE Firing and Control Trailer to Cable Termination Shelter. <u>Telemetry</u> - Ten 25 Pair, No. 19 AWG, <u>Firing</u> - Ten 6 Pair, No. 20 AWG. <u>Launcher Attitude</u> - Ten 25 Pair, No. 20 AWG. Dwgs: F 97-079-W22 and W23. (F&S 13005)	SANDIA	In Use									X	
A-2	Cable Termination Shelter to Each Junction Box 8, 9, 10, 11, 12, 13, 14, 16, 17 and 18. Two 25 Pair, No. 19 AWG. 18 Pair, No. 19 AWG. 6 Pair, No. 19 AWG. Dwgs: F 97-079-W17 and W18.	SANDIA	In Use									X	

TABLE 2-5. TABLE OF DETAILED COMMUNICATION REQUIREMENTS AT AEC-TRF, KAUAI

ITEM NO.	DESCRIPTION	USER	DATE REQ'D	PARTICIPATION									
				AD	BH	DW	EX	HA	MF	NOST	S	T	
A-3	<p>Junction Box to Each HAD 8, 9, 10, 11, 12, 13, 14 and 16. <u>Launcher Attitude</u> - 25 Pair, No. 20 AWG. <u>Instrument</u> - 18 Pair, No. 20 AWG. <u>Telemetry</u> - 25 Pair, No. 20 AWG. <u>Second Stage Fusing</u> - 12 Pair, No. 20 AWG. <u>Communications</u> - 6 Pair, No. 20 AWG.</p> <p>Dwgs: F 97-079-W19 and W20.</p>	SANDIA	In Use									X	
A-4	<p>Rail to HAD 8, 9, 10, 11, 12, 13, 14 and 16. <u>Azimuth</u> - 12 Pair, No. 22 AWG. <u>Elevation</u> - 18 Pair, No. 22 AWG.</p> <p>Dwgs: F 97-079-W21 and W22.</p>	SANDIA	In Use									X	
A-5	<p>Cable Termination Shelter to Universal Transportainer 15 and 19. Two 25 Pair, No. 19 AWG. 18 Pair, No. 19 AWG. 25 Pair, No. 16 AWG.</p> <p>Dwgs: F 97-079-W17 and W18.</p>	SANDIA	In Use									X	

VOL III
April 1969

2-112

~~CONFIDENTIAL~~

~~CONFIDENTIAL~~

ITEM NO.	DESCRIPTION	USER	DATE REQ'D	PARTICIPATION									
				AD	BH	DW	EX	HA	MF	NOŠT	S	T	
A-6	<p>Transportainer 15 and 19 to Universal 15 and 19.</p> <p><u>Launcher Attitude</u> - 25 Pair, No. 20 AWG.</p> <p><u>Instrument</u> - 18 Pair, No. 16 AWG.</p> <p><u>Firing</u> - 25 Pair, No. 16 AWG.</p> <p><u>Communications</u> - 6 Pair, No. 20 AWG.</p> <p>Dwgs: F 97-079-W20 and W21.</p>	SANDIA	In Use									X	
A-7	<p>Rail 15 and 19 to Universal 15 and 19.</p> <p><u>Azimuth</u> - 12 Pair, No. 22 AWG.</p> <p><u>Elevations</u> - 18 Pair, No. 22 AWG.</p> <p>Dwg: F 97-079-W22.</p>	SANDIA	In Use									X	
A-8	<p>Firing and Control Trailer to Cable Termination Shelter.</p> <p>Telemetry, Firing and Launcher Attitude Cables to support Launchers to be installed Post-GO.</p> <p>Dwgs: F 97-079-W22 and W23.</p>	SANDIA	GO+120					X					

2-113

VOL III
April 1969

TABLE 2-5. TABLE OF DETAILED COMMUNICATION REQUIREMENTS AT AEC-TRF, KAUALI

ITEM NO.	DESCRIPTION	USER	DATE REQ'D	PARTICIPATION										
				AD	BH	DW	EX	HA	MF	NOST	S	T		
A-9	<p>Cable Termination Shelter to Each Junction Box. Two 25 Pair, No. 19 AWG. 18 Pair, No. 19 AWG. 6 Pair, No. 19 AWG.</p> <p>Dwgs: F 97-079-W17 and W18.</p>	SANDIA	GO+120						X					
A-10	<p>Junction Box to Each HAD. <u>Launcher Attitude</u> - 25 Pair, No. 20 AWG. <u>Instrument</u> - 18 Pair, No. 20 AWG. <u>Telemetry</u> - 25 Pair, No. 20 AWG. <u>Second Stage Fusing</u> - 12 Pair, No. 20 AWG. <u>Communications</u> - 6 Pair, No. 20 AWG.</p> <p>Dwgs: F 97-079-W19 and W20.</p>	SANDIA	GO+120						X					
A-11	<p>Rail to Each HAD. <u>Azimuth</u> - 12 Pair, No. 22 AWG. <u>Elevation</u> - 18 Pair, No. 22 AWG.</p> <p>Dwgs: F 97-079-W21 and W22.</p>	SANDIA	GO+120						X					

VOL III
April 1969

~~CONFIDENTIAL~~
2-114

~~CONFIDENTIAL~~

ITEM NO.	DESCRIPTION	USER	DATE REQ'D	PARTICIPATION									
				AD	BH	DW	EX	HA	MF	NOST	S	T	
A-12	Cable Termination Shelter to Each Universal Transportainer. Two 25 Pair, No. 19 AWG. 18 Pair, No. 19 AWG. 25 Pair, No. 16 AWG. Dwgs: F 97-079-W20 and W21.	SANDIA	GO+120					X					
A-13	Rail to Each Universal Launcher. <u>Azimuth</u> - 12 Pair, No. 22 AWG. <u>Elevation</u> - 18 Pair, No. 22 AWG. Dwg: F 97-079-W22.	SANDIA	GO+120					X					
A-14	Signal cable to Barking Sands, 26 Pair. B OFF-SITE None Stated.	AEC	In Use									X	

2-115

VOL III
April 1969

2.8

COMMUNICATIONS AT MAUI

The detailed communication, component requirements at Maui are listed in Table 2-6, Table of Detailed Communication Requirements at Maui.

2-116

~~CONFIDENTIAL~~

~~CONFIDENTIAL~~

TABLE 2-6. TABLE OF DETAILED COMMUNICATION REQUIREMENTS AT MAOI

ITEM NO.	DESCRIPTION	USER	DATE REQ'D	PARTICIPATION										
				AD	BH	DW	EX	HA	MF	NOST	S	T		
	<u>LN-IN</u>													
	<u>TELETYPE</u>													
A	ON-SITE													
	None Stated.													
B	OFF-SITE													
	None Stated.													
	<u>TELECONFERENCE</u>													
A	ON-SITE													
	None Stated.													
B	OFF-SITE													
	None Stated.													

~~CONFIDENTIAL~~ 2-117

~~CONFIDENTIAL~~

TABLE 2-6. TABLE OF DETAILED COMMUNICATION REQUIREMENTS AT MAUI

ITEM NO.	DESCRIPTION	USER	DATE REQ'D	PARTICIPATION													
				AD	BH	DW	EX	HA	MF	NOST	S	T					
	<u>LN-IN</u>																
	<u>TELEPHONE</u>																
	A ON-SITE																
A-1	Optical Station. (F&S 14003)	2 2	LASL	GO+40					X								
A-2	Camera Station. (F&S 14003)	1 3	SANDIA	GO+40					X								
A-3	Trailers (2) (Adjacent to Station M 1010) (F&S 14003)	2 4	EG&G	GO+60					X								
	B OFF-SITE																
B-1	Voice Hot line to Filter Center, Oahu		LASL	GO+80					X								
	<u>RADIO</u>																
	A ON-SITE																

VOL III
April 1969

2-118

CONFIDENTIAL

TABLE 2-9. TABLE OF DETAILED COMMUNICATION REQUIREMENTS AT AEC

ITEM NO.	DESCRIPTION	USER	DATE REQ'D	PARTICIPATION										
				AD	BH	DW	EX	HA	MF	NOST	S	T		
A-1	Local VHF Voice Radio Net. 6 Fixed Stations. 10 Mobile Stations.	AEC	GO+45					X						
A-2	Receivers for countdown.	AEC	GO+80					X	X	X				
B	OFF-SITE													
B-1	VHF/FM Voice Radio Rocket Photo Net for communication with Kauai and Mauna Loa (Hawaii). 1 Repeater. 1 Remote Station.	SANDIA	In Use					X				X		
	<u>SIGNAL</u>													
A	ON-SITE													
	None Stated.													

CONFIDENTIAL

2-119

CONFIDENTIAL

TABLE 2-6. TABLE OF DETAILED COMMUNICATION REQUIREMENTS AT MAUI

ITEM NO.	DESCRIPTION	USER	DATE REQ'D	PARTICIPATION										
				AD	BH	DW	EX	HA	MF	NOST	S	T		
B	OFF-SITE None Stated													

VOL III
April 1969

2-120

CONFIDENTIAL

2.9 COMMUNICATIONS AT MAUNA LOA, HAWAII

The detailed communication component requirements at Mauna Loa are listed in Table 2-7, Table of Detailed Communication Requirements at Mauna Loa, Hawaii

2-121

~~CONFIDENTIAL~~

TABLE 2-7. TABLE OF DETAILED COMMUNICATION REQUIREMENTS AT MAUNA LOA (HAWAII)

ITEM NO.	DESCRIPTION	USER	DATE REQ'D	PARTICIPATION																	
				AD	BH	DW	EX	HA	MF	NO	ST	S	T								
	<u>TELETYPE</u>																				
	A ON-SITE None Stated.																				
	B OFF-SITE None Stated.																				
	<u>TELECONFERENCE</u>																				
	A ON-SITE None Stated.																				
	B OFF-SITE None Stated.																				
	<u>TELEPHONE</u>																				

~~CONFIDENTIAL~~

TABLE 2-1. TABLE OF DETAILED COMMUNICATION REQUIREMENTS FOR MAINWAY LOW (11/13/66)

ITEM NO.	DESCRIPTION	USER	DATE REQ'D	PARTICIPATION																
				AD	BH	DW	EX	HA	MF	NOST	S	T								
A	ON-SITE																			
A-1	Simulator and Photo Station Site 1 4	SANDIA	GO+30	X			X	X												
A-2	Simulator and Photo Station Site 1 1	EG&G	GO+30	X			X	X												
	<u>RADIO</u>																			
A	ON-SITE																			
A-1	Local VHF Voice Radio Nets. 2 Fixed Stations in Instrument Trailer. 1 on Sandia Net (D). 1 on EG&G Net (E). 1 Mobile Station (H).	EG&G	GO+30	X			X	X												
A-2	Local VHF Voice Radio Net for communication with Technical Trailer Park, Hickam AFB as well as local communication. 8 Fixed Stations: 1 on Rocket Photo Net (H) in Simulator Building. 1 on Sandia Net (D) in Simulator Building. (Continued)	SANDIA	GO+30	X			X	X												X

TABLE 2-7. TABLE OF DETAILED COMMUNICATION REQUIREMENTS AT MAUNA LOA (HAWAII)

ITEM NO.	DESCRIPTION	USER	DATE REQ'D	PARTICIPATION										
				AD	BH	DW	EX	HA	MF	NOST	S	T		
A-2 (Cont'd)	1 on Rocket Photo Net (H) in Trailer E-25. 1 on Sandia Net (D) in Trailer E-25. 1 on Rocket Photo Net (H) in Trailer E-24. 1 on Sandia Net (D) in Trailer E-24. 1 on Rocket Photo Net (H) in Trailer C-1. 1 on Sandia Net (D) in Trailer C-1. 1 on Rocket Photo Net (H) in Camera Facility. 3 Mobile Stations (I)													
B	OFF-SITE													
B-1	VHF Radio link to Oahu (See Items A-1 and A-2 for Description).	SANDIA EG&G	In Use										X	
	<u>SIGNAL</u>													
A	ON-SITE													
	None Stated.													

VOL III
April 1969

2-124

SECRET

~~CONFIDENTIAL~~

ITEM NO.	DESCRIPTION	USER	DATE REQ'D	PARTICIPATION															
				AD	BH	DW	EX	HA	MF	NOST	S	T							
B	OFF-SITE None Stated.																		

~~CONFIDENTIAL~~

2.10 COMMUNICATIONS AT KIRTLAND AFB

The detailed communications component requirements at Kirtland AFB are listed in Table 2-8, Table of Detailed Communication Requirements at Kirtland AFB.

TABLE 2-8. TABLE OF DETAILED COMMUNICATION REQUIREMENTS AT KIRTLAND AFB

ITEM NO.	DESCRIPTION	USER	DATE REQ'D	PARTICIPATION											
				AD	BH	DW	EX	HA	MF	NOST	S	T			
A-1	<u>TELETYPE</u>	LRL	In Use												
	A ON-SITE														
	Access to services of Secure Teletype Facilities.														
	B OFF-SITE														
	None Stated.														
B-1	<u>TELECONFERENCE</u>	LRL	To be determined												
	A ON-SITE														
	None Stated.														
	B OFF-SITE														
	Secure Telecon Facilities to Livermore, California (on 30 minutes notice)														

~~CONFIDENTIAL~~

2-127

VOL III
April 1969

~~CONFIDENTIAL~~

TABLE 2-8. TABLE OF DETAILED COMMUNICATION REQUIREMENTS AT KIRTLAND AFB

ITEM NO.	DESCRIPTION	USER	DATE REQ'D	PARTICIPATION										
				AD	BH	DW	EX	HA	MF	NOST	S	T		
	<u>TELEPHONE</u>													
	A ON-SITE													
				<u>LN-IN</u>										
A-1	Operations Support, Trailer #12	EG&G	In Use	3	3									
A-2	T&F, Trailer #22.	EG&G	In Use	2	2									
A-3	Communications, Trailer #23	EG&G	In Use	2	2									
A-4	EM & Optical, Trailer #18.	EG&G	In Use	1	2									
A-5	Photo Instrument Lab, Trailer #16	EG&G	In Use	1	1									
A-6	Photo Planning, Trailer #15.	EG&G	In Use	2	2									
A-7	Photo Load, Trailer #21.	EG&G	In Use	1	1									
A-8	Machine Shop, Trailer #20.	EG&G	In Use	1	1									
A-9	Photo/Electrical, Trailer #13.	EG&G	In Use	2	2									

VOL III
April 1969

2-128

CONFIDENTIAL

TABLE 2-8. TABLE OF DETAILED COMMUNICATION REQUIREMENTS AT KIRTLAND AFB

ITEM NO.	DESCRIPTION	USER	DATE REQ'D	PARTICIPATION																
				AD	BH	DW	EX	HA	MF	NOST	S	T								
	B OFF-SITE																			
	<u>LN-IN</u>																			
B-1	Direct line from LRL Office Trailers to Albuquerque Exchange (Not through Kirtland Exchange).	LRL	In Use																	
B-2	Direct line from EG&G Offices to Albuquerque Exchange (Not through Kirtland Exchange).	EG&G	In Use																	
	<u>RADIO</u>																			
	A ON-SITE																			
A-1	Local VHF Voice Radio (Simplex) Net Oscura Peak Simulator.	LRL	In Use																	
	B OFF-SITE																			
	None Stated.																			
	<u>SIGNAL</u>																			
	A ON-SITE																			

VOL III
April 1969

2-130

~~CONFIDENTIAL~~

ITEM NO.	DESCRIPTION	USER	DATE REQ'D	PARTICIPATION									
				AD	BH	DW	EX	HA	MF	NOST	S	T	
A-1	From Simulator to aircraft: 3 Coaxial Cables, RG-8 or equivalent; (1 Coaxial Cable per aircraft).	EG&G	In Use										
A-2	From Simulator to aircraft: 6 Pair, No. 18 Wire; (2 Pair per aircraft).	EG&G	In Use										
A-3	From Terminal Box in EG&G Trailer area to each aircraft: 4 Pair No. 18 Wire.	EG&G	In Use										
	B OFF-SITE												
	None Stated												

2.11 COMMUNICATIONS AT CANTON

The detailed communication component requirements at Canton are listed in Table 2-9, Table of Detailed Communication Requirements at Canton.

TABLE 2-9. TABLE OF DETAILED COMMUNICATION REQUIREMENTS AT CANTON

ITEM NO.	DESCRIPTION	USER	DATE REQ'D	PARTICIPATION										
				AD	BH	DW	EX	HA	MF	NOST	S	T		
	<u>TELETYPE</u>													
	A ON-SITE													
	None Stated.													
	B OFF-SITE													
B-1	One unsecure RATT/CW WX Channel to JTF-8 WX Central, Johnston Atoll.	JTF-8	GO+30										X	
B-2	One Secure, DCS Common User Channel to Johnston Atoll.	JTF-8	GO+30										X	
	<u>TELECONFERENCE</u>													
	A ON-SITE													
	None Stated.													
	B OFF-SITE													
	None Stated.													

2-133

VOL III
April 1969

CONFIDENTIAL

~~CONFIDENTIAL~~

TABLE 2-9. TABLE OF DETAILED COMMUNICATION REQUIREMENTS AT CANTON

ITEM NO.	DESCRIPTION	USER	DATE REQ'D	PARTICIPATION									
				AD	BH	DW	EX	HA	MF	NOST	S	T	
	<u>TELEPHONE</u>												
A	ON-SITE												
A-1	DCS Operations (F&S 21014)	JTF-8	GO+30					X					
A-2	BLANK												
A-3	Base Camp (F&S 21010)												
A-3	Manager/Office	JTF-8	GO+30					X					
A-4	Kitchen	JTF-8	GO+30					X					
A-5	Mess Hall	JTF-8	GO+30					X					
A-6	Dispensary	JTF-8	GO+30					X					
A-7	Supply	JTF-8	GO+30					X					
A-8	Power	JTF-8	GO+30					X					
A-9	Day Room	JTF-8	GO+30					X					

~~CONFIDENTIAL~~

TABLE 2-9. TABLE OF DETAILED COMMUNICATION REQUIREMENTS AT CANTON

ITEM NO.	DESCRIPTION	USER	DATE REQ'D	PARTICIPATION										
				AD	BH	DW	EX	HA	MF	NOST	S	T		
	<u>LN-IN</u>													
A-21	Contingency for Baker Howland Operations.	JTF-8	GO+30		X									
A-22	Spares.	JTF-8	GO+30										X	
B	OFF-SITE													
	None Stated.													
	<u>RADIO</u>													
A	ON-SITE													
A-1	Five each PRC-10 or Equal	JTF-8	GO+30					X						
A-2	Five each tactical VHF Radio Sets for range of 15 miles.	JTF-8	GO+30					X						
B	OFF-SITE													
B-1	One Unsecure DCS Common User Voice Channel to Johnston Atoll.	JTF-8	GO+30										X	

~~CONFIDENTIAL~~

VOL III
April 1969

2-136

TABLE 2-7. TABLE OF DETAILED COMMUNICATION REQUIREMENTS

ITEM NO.	DESCRIPTION	USER	DATE REQ'D	PARTICIPATION										
				AD	BH	DW	EX	HA	MF	NOV	S	T		
	<u>SIGNAL</u>													
	A ON-SITE													
	None Stated.													
	B OFF-SITE													
	None Stated.													

~~CONFIDENTIAL~~

2-137

VOL III
April 1969

~~CONFIDENTIAL~~

2.12 COMMUNICATIONS AT FRENCH FRIGATE SHOALS

The detailed communication component requirements at French Frigate Shoals are listed in Table 2-10, Table of Detailed Communication Requirements at French Frigate Shoals.

~~CONFIDENTIAL~~

TABLE 2-10. TABLE OF DETAILED COMMUNICATION REQUIREMENTS AT FRENCH FRIGATE SHOALS

ITEM NO.	DESCRIPTION	USER	DATE REQ'D	PARTICIPATION										
				AD	BH	DW	EX	HA	MF	NOST	S	T		
	<u>TELETYPE</u>													
	A ON-SITE													
	None Stated.													
	B OFF-SITE													
B-1	One Unsecure RATT/CW WX Channel to JTF WX Central, Johnston Atoll (WX Net #1).	JTF-8	GO+30										X	
B-2	One Secure, DCS Common User Channel to Johnston Atoll.	JTF-8	GO+150										X	
	<u>TELECONFERENCE</u>													
	A ON-SITE													
	None Stated.													
	B OFF-SITE													
	None Stated.													

CONFIDENTIAL

2-139

VOL III
April 1969

CONFIDENTIAL

TABLE 2-10. TABLE OF DETAILED COMMUNICATION REQUIREMENTS AT FRENCH FRIGATE SHOALS

ITEM NO.	DESCRIPTION	USER	DATE REQ'D	PARTICIPATION										
				AD	BH	DW	EX	HA	MF	NOST	S	T		
	<u>TELEPHONE</u>													
	A ON-SITE													
A-1	DCS Operations (F&S 22010)	JTF-8	GO+30					X						
A-2	BLANK													
	Base Camp (F&S 22007)													
A-3	Manager/Office	JTF-8	GO+30	1	1			X						
A-4	Mess Hall	JTF-8	GO+30	1	1			X						
A-5	Dispensary	JTF-8	GO+30	1	1			X						
A-6	BLANK													
A-7	Supply	JTF-8	GO+30	1	1			X						
A-8	Power	JTF-8	GO+30	1	1			X						
A-9	Day Room	JTF-8	GO+30	2	2			X						
A-10	Quarters	JTF-8	GO+30	10	10			X						

TABLE 2-10. TABLE OF DETAILED COMMUNICATION REQUIREMENTS AT FRENCH FRIGATE SHOALS

ITEM NO.	DESCRIPTION	USER	DATE REQ'D	PARTICIPATION										
				AD	BH	DW	EX	HA	MF	NOST	S	T		
	B OFF-SITE None Stated													
	<u>RADIO</u>													
A-1	A ON-SITE Three each PRC-10 or Equal.	JTF-8	GO+30					X						
	B OFF-SITE													
B-1	One Unsecure DCS Common User Voice Channel to Johnston Atoll.	JTF-8	GO+30					X						
	<u>SIGNAL</u>													
	A ON-SITE None Stated.													
	B OFF-SITE None Stated.													

VOL III
April 1969

2-142

~~CONFIDENTIAL~~

~~CONFIDENTIAL~~

2-143

2.13 COMMUNICATIONS AT PALMYRA

The detailed communications component requirements at Palmyra are listed in Table 2-11, Table of Detailed Communication Requirements at Palmyra.

~~CONFIDENTIAL~~

TABLE 2-11. TABLE OF DETAILED COMMUNICATION REQUIREMENTS AT PALMYRA

ITEM NO.	DESCRIPTION	USER	DATE REQ'D	PARTICIPATION										
				AD	BH	DW	EX	HA	MF	NOST	S	T		
	<u>TELETYPE</u>													
	A ON-SITE													
	None Stated.													
	B OFF-SITE													
B-1	One Unsecure RATT/CW WX Channel to JTF-8 WX Central, Johnston Atoll	JTF-8	GO+30										X	
B-2	One Secure DCS Common User Channel to Johnston Atoll.	JTF-8	GO+150										X	
	<u>TELECONFERENCE</u>													
	A ON-SITE													
	None Stated.													
	B OFF-SITE													
	None Stated.													

VOL III
April 1969

2-144

CONFIDENTIAL

CONFIDENTIAL

TABLE 2-11. TABLE OF DETAILED COMMUNICATION ALLOCATIONS

ITEM NO.	DESCRIPTION	LN-IN	USER	DATE REQ'D	PARTICIPATION											
					AD	BH	DW	EX	HA	MF	NOST	S	T			
A-1	<u>TELEPHONE</u> A ON-SITE DCS Operations (F&S 25011)	1 2	JTF-8	GO+150						X						
A-2	BLANK															
A-3	Base Camp (F&S 25007) Manager/Office	1 1	JTF-8	GO+30						X						
A-4	Kitchen	1 1	JTF-8	GO+30						X						
A-5	Mess Hall	1 1	JTF-8	GO+30						X						
A-6	Dispensary	1 1	JTF-8	GO+30						X						
A-7	Supply	1 1	JTF-8	GO+30						X						
A-8	Power	1 1	JTF-8	GO+30						X						
A-9	Day Rooms (2)	2 2	JTF-8	GO+30						X						

ITEM NO.	DESCRIPTION	USER	DATE REQ'D	PARTICIPATION										
				AD	BH	DW	EX	HA	MF	NOST	S	T		
	None Stated.													
	<u>RADIO</u>													
	A ON-SITE													
A-1	Three each PRC-10 or Equal.	JTF-8	GO+30					X						
	B OFF-SITE													
B-1	One Unsecure DCS Common User Voice Channel to Johnston Atoll.	JTF-8	GO+30										X	
	<u>SIGNAL</u>													
	A ON-SITE													
	None Stated.													
	B OFF-SITE													
	None Stated.													

~~CONFIDENTIAL~~

2-147

~~CONFIDENTIAL~~

2.14 COMMUNICATIONS AT UPOLU

The detailed communication component requirements at Upolu are listed in Table 2-12, Table of Detailed Communication Requirements at Upolu.

2-148

~~CONFIDENTIAL~~

~~CONFIDENTIAL~~

ITEM NO.	DESCRIPTION	USER	DATE REQ'D	PARTICIPATION																
				AD	BH	DW	EX	HA	MF	NOST	S	T								
	<u>TELETYPE</u>																			
	A ON-SITE																			
	None Stated																			
	B OFF-SITE																			
B-1	One Secure DCS Common User Channel to Johnston Atoll.	JTF-8	GO+150																	X
	<u>TELECONFERENCE</u>																			
	A ON-SITE																			
	None Stated.																			
	B OFF-SITE																			
	None Stated.																			
	<u>TELEPHONE</u>																			

ITEM NO.	DESCRIPTION	USER	DATE REQ'D	PARTICIPATION											
				AD	BH	DW	EX	HA	MF	NOST	S	T			
A-11	Subtask A611 (F&S 26004)	TU & L.3	GO+125					X							
A-12	Subtask A615 (F&S 26001)	TU & L.3	GO+152					X							
A-13	Subtask A616 (F&S 26002)	TU & L.3	GO+160					X							
A-14	Subtask A628 (F&S 26002)	TU & L.3	GO+138					X							
A-15	BLANK														
A-16	Spares	JTF-8	GO+150					X							
	B OFF-SITE														
	None Stated.														
	<u>RADIO</u>														
	A ON-SITE														
A-1	Three each PRC-10 or Equal.	JTF-8	GO+150					X							

TABLE 2-12. TABLE OF DETAILED COMMUNICATION REQUIREMENTS AT UPOLU

ITEM NO.	DESCRIPTION	USER	DATE REQ'D	PARTICIPATION									
				AD	BH	DW	EX	HA	MF	NOST	S	T	
B-1	B OFF-SITE One Unsecure DCS Common User Voice Channel to Johnston Atoll.	JTF-8	GO+150									X	
	<u>SIGNAL</u>												
	A ON-SITE												
	None Stated.												
	B OFF-SITE												
	None Stated.												

2.15 COMMUNICATIONS AT VITI LEVU

The detailed communication component requirements at Viti Levu are listed in Table 2-13, Table of Detailed Communication Requirements at Viti Levu.

[REDACTED]

ITEM NO.	DESCRIPTION	USER	DATE REQ'D	PARTICIPATION																
				AD	BH	DW	EX	HA	MF	MO	ST	S	T							
A	ON-SITE																			
A-1	DCS Operations (F&S 27007)	JTF-8	GO+150							X										
A-2	BLANK																			
	Base Camp (F&S 27005)																			
A-3	Manager/Office	JTF-8	GO+150	1	1					X										
A-4	Kitchen	JTF-8	GO+150	1	1					X										
A-5	Mess Hall	JTF-8	GO+150	1	1					X										
A-6	Dispensary	JTF-8	GO+150	1	1					X										
A-7	Supply	JTF-8	GO+150	1	1					X										
A-8	Power	JTF-8	GO+150	1	1					X										
A-9	Day Rooms (2)	JTF-8	GO+150	2	2					X										
A-10	Quarters (10)	JTF-8	GO+150	10	10					X										

[REDACTED]

ITEM NO.	DESCRIPTION	USER	DATE REQ'D	PARTICIPATION									
				AD	BH	DW	EX	HA	MF	NOST	S	T	
B-1	One Secure DCS Common User Voice Channel to Johnston Atoll.	JTF-8	GO+150									X	
	<u>SIGNAL</u>												
	A ON-SITE												
	None Stated												
	B OFF-SITE												
	None Stated.												

~~CONFIDENTIAL~~

2-157

~~CONFIDENTIAL~~

SPACE ALLOCATIONS

3.1 GENERAL

Section III includes tables which list Post-GO Facilities and Space Allocations at Johnston Atoll; Hickam Air Force Base; Naval Air Station Barbers Point; Damon Tract; Test Readiness Facility, Kauai; Optical Station on Mount Haleakala, Maui; Simulator Site on Mauna Loa, Hawaii and Kirtland Air Force Base. Also included are tables which reflect billeting, warehousing, explosive storage and Pre-GO versus Post-GO utilization of structures or facilities at Johnston Atoll.

3.2 SUMMARY OF TABLES

Table 3-1, BILLETING AT JOHNSTON ATOLL; lists building number and billeting capacity for normal conditions and crowded conditions.

Table 3-2A, JOHNSTON ATOLL WAREHOUSING; includes the building number, Pre-GO Use and User, and Post-GO Use and User and area in square feet.

Table 3-2B, JOHNSTON ATOLL EXPLOSIVE STORAGE; includes the building number, storage capacity for explosives and User.

Table 3-3, JOHNSTON ATOLL PRE-GO VERSUS POST-GO SPACE ALLOCATIONS; includes, when applicable, the Structure/Facility Number, Room Number, Pre-GO Use and Post-GO Use. This table also indicates possible conflicts in space allocation which will require resolution at GO.

Tables 3-4 thru 3-6, POST-GO FACILITIES AND SPACE ALLOCATIONS; include, when applicable, Structure/Facility Number, F&S Item Number, Scientific Station Number, Post-GO Title/Use, Post-GO User and the area in square feet.

The structures and facilities included in Table 3-4 thru Table 3-6 are initially grouped according to type of structure or facility such as buildings, trailers, antennas, launchers and miscellaneous items. The buildings are arranged in numerical sequence of the Structure/Facility Number. Other structures or facilities are initially arranged according to User, followed by arrangement according to F&S Item Number.

Also included in Section III are the following figures:

<u>Figure</u>	<u>Description</u>	<u>Page</u>
3-1	Post-GO space allocations, Bldg. 20 (JOC) 1st floor, JA	3-96
3-2	Post-GO space allocations, Bldg. 20 (JOC) 2nd floor, JA	3-97
3-3	Post-GO space allocations, Bldg. 20 (JOC) 3rd floor, JA	3-98
3-4	Post-GO space allocations, Bldg. 20 (JOC) 4th floor, JA	3-99
3-5	Post-GO space allocations, Bldg. 20 (JOC) roof structures, JA	3-100
3-6	Structure numbering system boundaries, JA	3-101

3.3 JOHNSTON ATOLL POST-GO FACILITIES AND SPACE ALLOCATIONS

Table 3-4 includes the Post-GO facilities and space allocations at Johnston, Akau, Hikina and Sand Islands, in addition to the two Optical Platforms on Johnston Atoll.

The assignment of numbers to structures and facilities on Johnston Atoll is the responsibility of CJTG 8.6. These numbers are assigned in accordance with the following numbering system:

Johnston Island	-	1 thru 999
Akau	-	1000 thru 1099
Hikina	-	1100 thru 1199

If a structure is demolished, its number is not reassigned. Building numbers normally are assigned prior to construction to permit incorporation of the structure number into the A-E drawing numbering system. However, some of the structures listed in Table 3-4 which are proposed for construction may not have been assigned a building number.

Reference should be made to Volume I for structures and facilities to be constructed or installed Post-GO.

The Index to Table 3-4 is as follows:

<u>Item</u>	<u>Page</u>
Buildings	3-10
Trailers	3-40
Antennas (not assigned Bldg. No's.)	3-46
Launchers	3-50
Miscellaneous	3-52

TABLE 3-1 BILLETING AT JOHNSTON ATOLL

EM BARRACKS BLDG. NO.	CAPACITY	
	NORMAL 2 MEN/CUBICLE OR ROOM	CROWDED ¹ 3 MEN/CUBICLE OR ROOM
250	288	432
251	320	480
252	320	480
414	212	318
418 ⁴	212	318
520	144	216
521	144	216
690	168	252
412 ²	175 Open Bay	175 Open Bay
420 ²	<u>175 Open Bay</u>	<u>175 Open Bay</u>
TOTAL	2158	3062
<u>OFFICER & EQUIVALENT RANK BLDG. NO.</u>		
Professional Barracks, Bldg. 16	220 ³	336 ³
Professional Barracks, Bldg. 18	220 ³	336 ³
72 apartments (3 or 5/apartment)	216	360
4 cottages	<u>18</u>	<u>18</u>
TOTAL	<u>674</u>	<u>1050</u>
GRAND TOTAL	2832	4112

1. Additional capacity may be provided, as required, in tents.
2. Unfit for use as dormitories due to deteriorated condition.
3. Capacity at 2 or 3 men per room reduced by 12 so all senior commanders and VIP personnel can be housed on a less crowded basis.
4. Overflow from Bldgs. 16 and 18 will be billeted in Bldg. 418.

TABLE 3-2A

JOHNSTON ATOLL WAREHOUSING

BLDG.	PRE-GO USE	USER	POST-GO USE	USER	AREA SQ. FT.
26	Camp Supplies	H&N	Transmitter	TG 8. 1. 3	3, 20
66	Paint Stores	TG 8. 3	Paint Stores	TG 8. 3	640
73	Paint Stores	H&N	Paint Stores	H&N	80
120	Cold Storage	H&N	Cold Storage	H&N	8, 00
206	Cable & Electrical Storage	PACGEEIA	Cable & Electrical Storage	PACGEEIA	1, 800
207	Fire Dept. Supplies	H&N	Camera Station	Unassigned	792
267	POL	TG 8. 1. 7/ TG 8. 6	POL POL	TG 8. 1. 7/ TG 8. 6	1, 25 4, 350
287	Camp & Construction Supplies	H&N	Storage	TG 8. 3	8, 00
300	Pesticide (Paint) Storage	H&N	Pesticide (Paint) Storage	H&N	70
302	Property Storage	H&N	Property Storage	H&N	4, 00
303	Property Storage	H&N	Storage	TG 8. 1. 3	4, 000
314	Paint Stores	H&N	Paint Stores	H&N	500
390	Coatings & Lubricants Stores	H&N	Storage	TG 8. 1. 5	4, 000
391	Storage	H&N	Storage	H&N	4, 000
392	Shipping & Receiving	H&N	Shipping & Receiving	H&N	4, 00
393	Bulk Stores	H&N	Bulk Stores	H&N	4, 000
394	Small Tools	H&N	Small Tools	H&N	4, 000
395	Mechanical Supplies	H&N	Mechanical Supplies	H&N	4, 00

TABLE 3-2A (cont'd) JOHNSTON ATOLL WAREHOUSING

BLDG.	PRE-GO USE	USER	POST-GO USE	USER	AREA SQ. FT.
396	Electrical Supplies	H&N	Warehouse Electrical Supplies	TG 8. 1. 4/ H&N	1500 2500
397	Supply Office & Storage	H&N	Supply Office & Storage	H&N	4000
398	Plumbing Supplies	H&N	Warehouse Warehouse	TG 8. 1. 1 TG 8. 1. 6	3000 1000
399	Camp Supplies	H&N	Warehouse Warehouse	TG 8. 1. 2/ TG 8. 1. 6	2000 2000
400	Dry Stores & Medical Supplies	H&N	Dry Stores & Medical Supplies	H&N	13120
725	Camp & Electrical Supplies	H&N	Warehouse	TG 8. 4	4800
876	Tires & DMI Storage	H&N	Screen Room	TG 8. 1. 3	3600
878	Property & DMI Storage	H&N	Assembly Bldg.	TG 8. 1. 3	2000
886	Electrical Storage	H&N	Rocket Assembly	TG 8. 1. 3	3120
888	Property Storage	H&N	SOSR & HATV Assembly	TG 8. 1. 2 TG 8. 1. 3	5800
960	Property & DMI Storage	H&N	Assembly Bldg.	TG 8. 1. 3	2000
962	DMI Storage	H&N	Screen Room	TG 8. 1. 3	3600
Storage Area # 1	Construction & Maintenance Mat'l	H&N	Construction & Maintenance Mat'l	H&N	
Storage Area # 2	DMI Storage	H&N	Storage	TG 8. 3	106, 375
Storage Area # 3	Construction Material	H&N	Construction Material	H&N	

~~CONFIDENTIAL~~

TABLE 3-2B JOHNSTON ATOLL EXPLOSIVE STORAGE

BLDG.	STORAGE LIMITS - CLASS 7	USER
722	Maximum 600 pounds	TG 8. 1. 4
723	Maximum 600 pounds	TG 8. 1. 4
970	Maximum 600 pounds	TG 8. 1. 4
972	Maximum 600 pounds	TG 8. 1. 3
974	Rocket Motor storage in containers, 10,000 pounds	TG 8. 1. 3
976	Rocket Motor storage in containers, 10,000 pounds	TG 8. 1. 3
977	Maximum 700 pounds	TG 8. 1. 3
978	Maximum 800 pounds	TG 8. 1. 3
979	Maximum 800 pounds	TG 8. 1. 3
980	10,000 pounds - when built	TG 8. 1. 4
982	Maximum 100 pounds	TG 8. 1. 2
	Storage area between 884 and 886 - Rocket storage if approval is given.	TG 8. 1. 3

~~CONFIDENTIAL~~

TABLE 3-3 JOHNSTON ATOLL PRE-GO VS. POST-GO
SPACE ALLOCATIONS

STRUC. FAC. NO.	ROOM	PRE-GO USE	POST-GO USE
4		Chapel, Officers' Club	Mess Hall
20	121	TG 8.6 Explosive Ord. Disposal	TG 8.1.3 Shop
	123	H&N Security	TG 8.1.6 Laboratory
	125	H&N Security	TG 8.1.6 Laboratory
	129 'D'	H&N Camp Operations Custodians	TG 8.1.3 Laboratory
	129 'F'	H&N Camp Operations Custodians	TG 8.1.3 Laboratory
	129 'G'	Security Police Lounge	TG 8.1.3 Laboratory
	129 'H'	Rad-Safe Storage	TG 8.1.3 Laboratory
	202	TG 8.6, J-1	JTF-8, J-1 Office
	203	TG 8.6, J-4	JTF-8, J-2 Office
	205	TG 8.6, J-4	JTF-8, J-2 Office
	207	H&N Finance & Administration	Scientific Deputy & Staff
	208	H&N Finance & Administration	Scientific Deputy & Staff
	209	H&N Finance & Administration	Scientific Deputy & Staff
	211	H&N Finance & Administration	Scientific Deputy & Staff
	213	H&N Finance & Administration	Scientific Deputy & Staff
	215	H&N Finance & Administration	Scientific Deputy & Staff
	216	1957 Communications Group	JTF-8, J-1 Office
	218	Chaplain	JTF-8, J-6 Office
	219	CJTG 8.6 & Staff	Chief of Staff, JTF-8
	221	CJTG 8.6 & Staff	CJTf-8 & Staff
	222	TG 8.6, J-41	JTF-8, J-4 Office
	223	TG 8.6/H&N Rad-Safe & Safety	JTF-8, J-3 Office
	224	TG 8.6, J-2	JTF-8, J-4 Office
	225	TG 8.6 Base Operations	JTF-8, J-3 Office
	228	TG 8.6 Finance	JTF-8 Comptroller
	229	PACGEEIA, Telesignal, Western Union	JTF-8, J-3 Office
	230	1957 Communications Group	E and C TG 8.1.3
	233	TG 8.6 Reproduction	JTF-8 Reproduction
	417	SAMSO	TG 8.1.3 Office
	419	SMAMA	TG 8.1.3 Office
	421	SMAMA	TG 8.1.3 Office
	423	SMAMA	TG 8.1.3 Office
	425	SMAMA	TG 8.1.3 Office
	427	SMAMA	TG 8.1.3 Office
	429	SMAMA	TG 8.1.3 Office
	431	Douglas	TG 8.1.3 Office
	436	UNIVAC	TG 8.1.3 Office
	409	Inspector General, SAMSO	FOPU Office

~~CONFIDENTIAL~~

TABLE 3-3 (cont'd) JOHNSTON ATOLL PRE-GO VS. POST-GO
SPACE ALLOCATIONS

STRUC. FAC. NO.	PRE-GO USE	POST-GO USE
23	Ham Shack (H&N)	TG 8.1.6-Transmitter
93	OICC/Shoreline Contractor	TG 8.1.1-Camera Station
110	JTE 8.3.9.6	TG 8.3-Office-1st floor TG 8.5/8.6-Office- 2nd floor
190	H&N Supply Offices, ADC-PMEL Lab.	TG 8.1.3-DW Laboratory TG 8.7-U of W Laborator
201	H&N Fire Department	TG 8.1.3-Bunker
202	Unoccupied	TG 8.6-Security
206	8.6/PACGEEIA Storage	JTF-8 & TG 8.6 Admin. / PACGEEIA Storage
218	Christian Science Church	H&N Administration
246	Scuba Club	TG 8.5 Administration
315	TG 8.1.5 Storage	None Assigned
412	H&N P. O. /Recreation/Gymnasium	Barracks (if rehabilitated)
420	Camp Supplies Storage	Barracks (if rehabilitated)
513	Unoccupied	Bowling Alley - Proposed Site
728	Air Terminal (Civilian)	TG 8.4, 8.1.1, JTF-8, TG 8.6-Personal Equip. & Storage
840	TG 8.1.5 Storage	TG 8.1.4-Rocket Assembly
<u>H&N PRE-GO STORAGE:</u>		
26	Camp Supplies	TG 8.1.3-Transmitter
207	Fire Department Supplies	Camera Station-Unassigned
287	Camp & Construction Supplies	TG 8.3-Warehouse

~~CONFIDENTIAL~~

TABLE 3-3 (cont'd) JOHNSTON ATOLL PRE-GO VS. POST-GO
SPACE ALLOCATIONS

STRUC. FAC. NO.	PRE-GO USE	POST-GO USE
<u>H&N PRE-GO STORAGE (cont'd):</u>		
303	Property	TG 8.1.3 - Warehouse
390	Coatings & Lubricants Stores	TG 8.1.5 - Warehouse
396	Electrical	TG 8.1.4/H&N-Warehouse
398	Plumbing	TG 8.1.1/8.1.6 - Warehouse
399	Camp Supplies	TG 8.1.2/8.1.6 - Warehouse
725	Electrical & Camp	TG 8.4 - Warehouse
876	Tires & DMI	TG 8.1.3 - Screen Room
878	Property & DMI	TG 8.1.3 - Assembly
886	Electrical Switch Gear	TG 8.1.3 - Rocket Assembly
888	Beds & Lockers	TG 8.1.2/8.1.3 - SOSR & HATV Assembly
960	Property & DMI	TG 8.1.3 - Assembly
962	DMI	TG 8.1.3 - Screen Room
Storage Area #2	DMI	TG 8.3 - Open Storage

VOL III
April 1969

3-10

TABLE 3-4

SPACE ALLOCATIONS

JOHNSTON ATOLL

STRUC. FAC. NO.	F&S ITEM NO.	SCIENTIFIC STATION	TITLE / USE	USER	SQ. FEET
1	02104		CJTF-8 Quarters	CJTF-8	1,219
2	02075		Tide Gage Station	JTF-8 (ESSA)	36
3	0303B		Saltwater Pump Station	TG 8.6	1,440
4	0302B		Mess Hall - 500-Man Temporary Chapel (4,131 Sq. Ft.) Temporary Officers' Club (1,936 Sq. Ft.)	JTF	20,887
15	01113		Dynamic Balancing Machine Facility	TG 8.1.4	768
16	0301G		232-Man Professional Barracks - 4-Story	JTF	50,896
18	0301G		232-Man Professional Barracks - 4-Story	JTF	50,896
20	02006 02006A		Joint Operations Center - With reference to Drawing LPG 91-SK-01, a detailed breakdown is as follows:	JTF	107,511
			<u>FIRST FLOOR</u>		
			<u>Room No.</u>		
			100 - Mechanical Equipment	TG 8.6	2,730

CONFIDENTIAL

CONFIDENTIAL

TABLE 3-4

SPACE ALLOCATIONS

JOHNSTON ATOLL

STRUC. FAC. NO.	F&S ITEM NO.	SCIENTIFIC STATION	TITLE / USE	USER	SQ. FEET
20 (cont'd)			<u>Room No.</u>		
	02006A		102 - Computer Area, Subtask A909	TG 8. 1. 3	4, 056
			103 - Building Maintenance Office	TG 8. 6	264
			105 - Office	TG 8. 5	1, 294
			108 - Submarine Cable - Head Equipment	JTF-8	533
	04002		109 - Communications Center - Screen Room	TG 8. 5	435
			111 - Laboratory	TG 8. 1. 2	1, 055
			112 - Generator	TG 8. 6	598
			114 - Substation	TG 8. 6	828
			115 - Office	TG 8. 1. 2	158
			116 - Compressor	TG 8. 6	814
			117 - Office and Laboratory	TG 8. 1. 4	1, 446
			118 - Cable Vault	JTF-8	93
			119 - Office and Laboratory	TG 8. 1. 1	1, 234
	02006A		121, 129 - Shop, Lab and Screen Room, Subtasks A105, A109, A201, A202, A203, A601, A603, A604, A626, A901	TG 8. 1. 3	5, 186

3-11

VOL III
April 1969

CONFIDENTIAL

VOL III
April 1969

3-12

TABLE 3-4

SPACE ALLOCATIONS

JOHNSTON ATOLL

STRUC. FAC. NO.	F&S ITEM NO.	SCIENTIFIC STATION	TITLE / USE	USER	SQ. FEET
20 (cont'd)			<u>Room No.</u> 123, 125 - Instrument Lab <u>SECOND FLOOR</u> 200 - Main Communications and Screen Room 202 - J-1 Office 203, 205 - J-2 Offices 204, 206 - Conference, Offices and Projection Room 207, 208, 209, 211, 213, 215 - Scientific Deputy and Staff Offices 210 - PBX Room 212 - Telephone Switch Room 216 - J-1 Receipt and Dispatch 217 - Submarine Cable and Screen Room	TG 8. 1. 6 TG 8. 6 (1957 Com- mun. Grp.) JTF-8 JTF-8 JTF-8 JTF-8 TG 8. 6 (1957 Com- mun. Grp.) TG 8. 6 (1957 Com- mun. Grp.) JTF-8 JTF-8	1, 154 5, 041 688 1, 045 544 1, 430 298 1, 100 690 1, 054
	04034				
	04023				
	04023				
	02006A				

CONFIDENTIAL

TABLE 3-4

SPACE ALLOCATIONS

JOHNSTON ATOLL

STRUC. FAC. NO.	F&S ITEM NO.	SCIENTIFIC STATION	TITLE / USE	USER	SQ. FEET
20 (cont'd)			<u>Room No.</u>		
			218 - J-6 Office	JTF-8	391
			219 - Chief of Staff Office	JTF-8	572
			221 - CJTF-8 Office	JTF-8	1,126
			222 - 224 - J-4 Offices	JTF-8	1,017
			223, 225, 229 - J-3 Offices	JTF-8	1,640
			226 - Office	TG 8.5/ 8.6 (H&N)	1,400
			228 - Controller Office	JTF-8	236
			230 - Office, E&C	TG 8.1.3	1,261
			233 - Reproduction	JTF-8	598
			235 - Office, Supply and Visitor Bureau	TG 8.1.3	805
			<u>THIRD FLOOR</u>		
	04034		300 - Message Center and Screen Room, OPCON and Radio Room	TG 8.3	1,440
			302 - Crypto Room - Radio Room	TG 8.1.3	430
			303, 305 - Offices, Admin.	TG 8.1.3	1,056

3-13

VOL III
April 1969

CONFIDENTIAL

TABLE 3-4

SPACE ALLOCATIONS

JOHNSTON ATOLL

STRUC. FAC. NO.	F&S ITEM NO.	SCIENTIFIC STATION	TITLE/ USE	USER	SQ. FEET
20 (cont'd)	04042		<u>Room No.</u> 304 - Technical Control Center No. 1 306 - Office, AMC 307 - Graphic Arts Area 308 - Office, FIC 309 - Display Support Area, TV Term. & Control Equip. 310 - Office 311 - Termination Equipment 314 - Office 314 - Telephone Relay 315, 317 - Offices 318, 320 - Operation Control Center 319, 321 - Offices, Test Dir., CO, Dep. 322 - Office, Ops. 323 - Office, Project	TG 8. 1. 3 TG 8. 1. 3 TG 8. 1. 5/ 8. 1. 6 TG 8. 1. 5 TG 8. 1. 6 TG 8. 1. 3 TG 8. 1. 5 TG 8. 1. 1 JTF-8 TG 8. 1. 2 JTF-8 TG 8. 1. 3 TG 8. 1. 3 TG 8. 1. 3	1, 056 436 308 366 624 595 465 1, 700 244 898 1, 617 776 1, 307 940

~~CONFIDENTIAL~~

TABLE 3-4

SPACE ALLOCATIONS

JOHNSTON ATOLL

STRUC. FAC. NO.	F&S ITEM NO.	SCIENTIFIC STATION	TITLE / USE	USER	SQ. FEET
20 (cont'd)			<u>Room No.</u>		
			325 - Office	TG 8. 1. 4	1, 320
			326, 330, 332, 334, 336, 338 - Offices	TG 8. 3	3, 547
			329 - Office and Communication Center	TG 8. 4	1, 246
			333 - Office	TG 8. 1. 5	450
			<u>FOURTH FLOOR</u>		
			402 - AEC Technical Operations Center and Telephone Relays	JTF-8	907
			403 - Conference Room	JTF-8	1, 056
	04044		406 - TTY Room	JTF-8	610
			407 - J-3 Offices and Chart Room	JTF-8	700
			408 - Command Post	JTF-8	666
			409 - Fallout Prediction Unit	JTF-8	364
			410 - J-3 Operations Center	JTF-8	790
	04045		411, 413, 415 - Weather Central	JTF-8	1, 325
			414, 416, 418, 422 - MS Test Group	TG 8. 1. 3	1, 709

VOL III
April 1969

3-16

TABLE 3-4

SPACE ALLOCATIONS

JOHNSTON ATOLL

STRUC. FAC. NO.	F&S ITEM NO.	SCIENTIFIC STATION	TITLE / USE	USER	SQ. FEET
20 (cont'd)			<p><u>Room No.</u></p> <p>417, 419, 421, 423, 425, 427 - Offices, Subtasks A101, A105, A109, A401, A603, A604, A614, A626, A901</p> <p>424 - Hazards Evaluation Group</p> <p>428 - Operations Control Center No. 1</p> <p>429, 431, 436 - DW Test Group</p> <p>430 - Timing Center</p> <p>432 - Office</p> <p>434 - Offices, Subtasks A103, A104, A108, A201, A202, A203, A606, A608, A609, A613, A629</p> <p>Observation Deck</p> <p><u>GENERAL SPACE</u></p> <p>Includes lobbies, hallways, latrines, stairways, walls, utility chases, elevators, etc.</p> <p><u>TOP OF JOC</u></p>		
	02009 04049			TG 8. 1. 3	4, 263
				JTF-8	850
				JTF-8	1, 344
				TG 8. 1. 3	1, 920
				TG 8. 1. 6	1, 165
				TG 8. 1. 6	943
				TG 8. 1. 3	2, 075
					2, 038
				JTF	21, 165
	01072	91-3-17	Photo and Optical Station, Subtask A804	TG 8. 1. 3	7, 246
			Machine Room	TG 8. 6	150
	04021		(Radar Penthouse) Tactical Communications	TG 8. 3	576

CONFIDENTIAL

TABLE 3-4

SPACE ALLOCATIONS

JOHNSTON ATOLL

STRUC. FAC. NO.	F&S ITEM NO.	SCIENTIFIC STATION	TITLE/USE	USER	SQ. FEET
21	01065	91-6-1	300-Ft. Tower, North of Bldg. 23	TG 8. 1. 6	
22	01046	91-4-48	Camera Station (Not constructed to date)	TG 8. 1. 4	1, 200
23	01065	91-6-1	Transmitter	TG 8. 1. 6	400
24	01037	91-3-3	86-Ft. Radar Dish Antenna Tower, Subtask A617, West of Bldg. 26	TG 8. 1. 3	
25	02074		Security Incinerator	JTF	221
26	01037		Transmitter, Subtask A617	TG 8. 1. 3	3, 200
27	0303D		Sewage Lift Station #3	TG 8. 6	76
28	02107		Consolidated TV/Radio Station	TG 8. 6 (1957 Com- mun. Grp.)	1, 220
29	02107		Radio and TV Antenna Tower, Near Bldg. 28	TG 8. 6 (1957 Com- mun. Grp.)	
30	02076		Communications and Offices	TG 8. 6 (1957 Com- mun. Grp.)	2, 330
32	0314X		Latrine	JTF	1, 152
40	02027		Automotive Maintenance Shop	TG 8. 6 (H&N)	3, 800
41	02027		Wash Rack	TG 8. 6 (H&N)	360

3-17

VOL III
April 1969

TABLE 3-4

SPACE ALLOCATIONS

JOHNSTON ATOLL

STRUC. FAC. NO.	F&S ITEM NO.	SCIENTIFIC STATION	TITLE / USE	USER	SQ. FEET
42	02027		Vehicle Grease Pit	TG 8.6 (H&N)	351
44	0303C		Freshwater Treatment Plant	TG 8.6 (H&N)	288
45	0303C		Distillation Plant	TG 8.6 (H&N)	11,603
47	02028		Tire and Battery Shop	TG 8.6 (H&N)	820
48	0304E		Power Plant	TG 8.6 (H&N)	17,460
49	0304E		D O Fuel Tank - 500,000 Gallon (13,500 BBL)	TG 8.6	
50	02029		POL Storage (6) - 25,000-Gallon Tanks (4) Gasoline (2) Diesel	TG 8.6	
51	02029		Gas Pumps (3)	TG 8.6	
66	02068		Paint Storage Shed	TG 8.3	640
70	0304H		Transformer Vault No. 8 (SS 0935)	TG 8.6	108
71	0304H		Transformer Vault No. 10 (SS 09019B)	TG 8.6	108
72	0304H		Transformer Vault No. 9 (SS-0937)	TG 8.6	115
73	02073		Paint Storage	TG 8.6 &N	84

CONFIDENTIAL

STRUC. FAC. NO.	F&S ITEM NO.	SCIENTIFIC STATION	TITLE / USE	USER	SQ. FEET
93	01041		Camera Station	TG 8.1.1	3,402
94	01041	91-1-1	Optical Station (Not constructed to date)	TG 8.1.1/ 8.1.6	900
100	81012	91-7-21	ADC Facility	TG 8.1.7	25,600
110	02077		Harbor Control and Navy Boat Group AEC Office (2nd Floor)	TG 8.3 TG 8.5/8.6	1,500 1,500
118	81012	91-7-22	BTL Radar Antenna and Tower	TG 8.1.7	800
119	81006		Missile Transfer Storage	TG 8.1.7	4,000
120	81013 02081		ADC Laboratories - East Cold Storage - West	TG 8.1.7 TG 8.6(H&N)	12,305 8,000
125	02109		Electrical and Electronics Shop	TG 8.3	560
126	02036		Boat Repair Shop	TG 8.3	1,000
127	02110		Marine Shop	TG 8.6	672
128	02036		Transformer	TG 8.6	432
129	02103		Divers' Locker	TG 8.3	136
130	02102		Waikiki Club	JTF	3,980
170	0304H		T.V. #12 (S.S. 0811A)	TG 8.6	
180	0303D		Sewage Pump House	TG 8.6	68
181	81038		Corrosion Control Shop	TG 8.1.7	850

SPACE ALLOCATIONS

JOHNSTON ATOLL

STRUC. FAC. NO.	F&S ITEM NO.	SCIENTIFIC STATION	TITLE / USE	USER	SQ. FEET
190	01053		Distant Waters Program Laboratory, Subtasks C501, C502, C503, C504, C507, C515, C516, C701, C702, C910, C920	TG 8.1.3	11,200
200	02099		Bunker	TG 8.1.3	1,460
201	02100		Bunker	TG 8.1.3	162
202	02080		Headquarters Security Bunker	TG 8.6	2,091
203	02113		NCO Club	JTF	12,200
204	01075	91-11-1	Bunker	AFTAC	162
205	01069	91-3-11	Photometer Station, Subtask A606	TG 8.1.3	168
	01075	91-11-2	Bunker	AFTAC	60
206	0310X		Administration	JTF-8/ TG 8.6	250 1,950
207	02087		Camera Station (Replaced by JOC Roof Optical Station)	PACGEEIA	1,800
218	02090		Administration	Unassigned	792
219	02086		Underground Shelter - Runway Lighting Switchgear	TG 8.5/8.6 (H&N)	2,520
221	02091		Bunker	TG 8.6	406
				Unassigned	1,250

TABLE 3-4

SPACE ALLOCATIONS

JOHNSTON ATOLL

STRUC. FAC. NO.	F&S ITEM NO.	SCIENTIFIC STATION	TITLE / USE	USER	SQ. FEET
246	02089		Administration	TG 8.5/8.6 (AEC)	1,577
249			Volleyball Court	JTF	5,600
250	0301A		288-Man, Enlisted Men's Barracks - 4-Story	JTF	36,992
251	0301A		320-Man, Enlisted Men's Barracks - 4-Story	JTF	40,096
252	0301A		320-Man, Enlisted Men's Barracks - 4-Story	JTF	40,096
260	02029		13,500-BBL, POL Tank	TG 8.6	
261	02029		13,500 BBL, POL Tank	TG 8.6	
263	02029		1,500 BBL, POL Tank	TG 8.6	
264	02029		1,500 BBL, POL Tank	TG 8.6	
266	02029		Electrical Distribution - Emergency Shower	TG 8.6	80
267	02029		POL Storage Area	TG 8.6 TG 8.1.7	4,350 1,250
269	02029		POL Pump Shelter	TG 8.6	440
270	0304H		Transformer Vault No. 7 (SS 1705)	TG 8.6	115
271	01004	91-3-146	Hardstand for Radar Van, Subtask A942	TG 8.1.3	5,625
272	0304H		Transformer Vault No. 11 (SS 0839)	TG 8.6	108
273	01004	91-3-145	Hardstand for Radar Van, Subtask A942	TG 8.1.3	5,625

3-21

VOL III
April 1969

TABLE 3-4

SPACE ALLOCATIONS

JOHNSTON ATOLL

STRUC. FAC. NO.	F&S ITEM NO.	SCIENTIFIC STATION	TITLE / USE	USER	SQ. FEET
274	02059		TACAN Facility	TG 8.6 (1957 Commun. Grp.)	421
276	01014	91-3-140	Nike-Hercules Control Bunker and Converter Shelter, Subtask A941, A942	TG 8.1.3	1,440
277	01004	91-3-144	Hardstand for Radar Van, Subtask A942	TG 8.1.3	5,625
278	01004	91-3-143	Hardstand for Radar Van, Subtask A942	TG 8.1.3	5,625
279	01004	91-3-142	Hardstand for Radar Van, Subtask A942	TG 8.1.3	5,625
280	01056		Field Maintenance Shop, Subtask A942	TG 8.1.3	1,600
281	0303D		Sewage Lift Station #4	TG 8.6	76
287	02038		(Warehouse) A/C Maintenance & Operations	TG 8.3	8,000
288	02034		USWB Administration (Not constructed to date)	JTF-8 (ESSA)	1,200
289	02034		USWB Balloon Inflation (Not constructed to date)	JTF-8 (ESSA)	441
290	0301N		Six 3-Bedroom Apartments - 2-Story	JTF	7,632
290E	0301S		B-57 Crew Rest Quarters	TG 8.1.1/ 8.1.2	
291	0301N		Six 3-Bedroom Apartments - 2-Story	JTF	7,632
293	0301N		Six 3-Bedroom Apartments - 2-Story	JTF	7,632

TABLE 3-4

SPACE ALLOCATIONS

JOHNSTON ATOLL

STRUC. FAC. NO.	F&S ITEM NO.	SCIENTIFIC STATION	TITLE / USE	USER	SQ. FEET
294	0301N		Six 3-Bedroom Apartments - 2-Story	JTF	7,632
295	0301P		VIP Quarters	JTF	1,250
296	0301P		VIP Quarters	JTF	1,250
297	0301P		VIP Quarters	JTF	1,250
300	02088		Pesticide Storage	TG 8.6 (H&N)	700
302	02097		Warehouse	TG 8.6 (H&N)	4,000
303	02098		Warehouse	TG 8.1.3	4,000
307	02044		MAC Terminal	TG 8.6	4,825
308	02044		MAC Passenger Terminal	TG 8.6	4,276
309	02044		MAC Baggage Shelter	TG 8.6	173
310	02096		Small Equipment and Fire Extinguisher Shed	TG 8.6 (H&N)	180
312	02083		Basketball Court	JTF	5,600
314	02072		Maintenance Material Storage	TG 8.6	500
315				Unassigned	2,179

3-23

VOL III
April 1969

TABLE 3-4

SPACE ALLOCATIONS

JOHNSTON ATOLL

STRUC. FAC. NO.	F&S ITEM NO.	SCIENTIFIC STATION	TITLE / USE	USER	SQ. FEET
316	02007		Base Maintenance	TG 8.6 (H&N)	10,400
317	02093		Welding Shed	TG 8.6 (H&N)	960
326	02094		Roofing Material Storage	TG 8.6 (H&N)	196
327	02095		Carpenter Shop	TG 8.6 (H&N)	6,600
365	81029	91-7-23	RF Test Tower	TG 8.1.7	
367	81029		Equipment Shed	TG 8.1.7	42
368	02092		Canvas Shop and Storage	TG 8.6 (H&N)	2,250
370	0304H		Transformer Vault No. 13 (SS 0819)	TG 8.6	100
372	0304H		Transformer Vault No. 14 (SS 0705)	TG 8.6	115
380	0303D		Sewage Pump House	TG 8.6	81
390	02008		Warehouse	TG 8.1.5	4,000
391	02008		Warehouse	TG 8.5/8.6 (H&N)	4,000

TABLE 3-4

SPACE ALLOCATIONS

JOHNSTON ATOLL

STRUC. FAC. NO.	F&S ITEM NO.	SCIENTIFIC STATION	TITLE / USE	USER	SQ. FEET
392	02008		Warehouse	TG 8. 5/ 8. 6 (H&N)	4, 000
393	02008		Warehouse	TG 8. 5/ 8. 6 (H&N)	4, 000
394	02008		Warehouse	TG 8. 5/ 8. 6 (H&N)	4, 000
395	02008		Warehouse	TG 8. 5/ 8. 6 (H&N)	4, 000
396	02008		Warehouse	TG 8. 1. 4 8. 5/8. 6 (H&N)	1, 500 2, 500
397	02008		Offices and Storage	TG 8. 5/ 8. 6 (H&N)	4, 000
398	02008		Warehouse	TG 8. 1. 1/ 8. 1. 6	3, 000 1, 000
399	02008		Warehouse	TG 8. 1. 2/ 8. 1. 6	2, 000 2, 000
400	0307X		Post Office Warehouse	JTF TG 8. 6 (H&N)	2, 480 13, 120
401	0311X		Barber and Tailor Shop, Base Exchange (Hawaiian Exchange)	JTF	8, 800

3-25

VOL III
April 1969

TABLE 3-4

SPACE ALLOCATIONS

JOHNSTON ATOLL

STRUC. FAC. NO.	F&S ITEM NO.	SCIENTIFIC STATION	TITLE / USE	USER	SQ. FEET
405	0308X		Dispensary	JTF	6,568
407	0308X		Air Conditioning Equipment	TG 8.6	240
409	0308X		Oxygen Storage	TG 8.6	24
412	0301Q		220-Man - Enlisted Men's Barracks - 2-Story (Deteriorated condition)	JTF	23,676
414	0301D		212-Man - Enlisted Men's Barracks - 4-Story	JTF	25,468
416	0308X		Generator Building	TG 8.6	150
418	0301D		212-Man - Enlisted Men's Barracks - 4-Story	JTF	25,468
420	0301Q		220-Man - Enlisted Men's Barracks - 2-Story (Deteriorated condition)	JTF	23,676
474	0304H		Transformer Vault No. 17 (SS 0857)	TG 8.6	108
480	0303D		Sewage Pump House	TG 8.6	121
500	02084		Time Office	TG 8.5/ 8.6 (H&N)	550
504	0309X		Theater	JTF	11,043
505	02114 04028		Air Control Tower	TG 8.6	1,312

AL

TABLE 3-4

SPACE ALLOCATIONS

JOHNSTON ATOLL

STRUC. FAC. NO.	F&S ITEM NO.	SCIENTIFIC STATION	TITLE / USE	USER	SQ. FEET
506	02114 04022		Air/Ground Tactical Command Antenna Tower	TG 8.6 (1957 Com- mun. Grp.)	
507	02114 04028		Air-to-Ground Communication Center	TG 8.6 (1957 Com- Grp.)	2,070
508	02114		Generator Building	TG 8.6	370
509	0313X		Dairy Bar	JTF	900
510	0306X		Laundry	TG 8.6 (H&N)	4,250
511	0306X		Boiler Shed (for Laundry)	TG 8.6 (H&N)	1,000
512	02042		Camp Operations	TG 8.6 (H&N)	4,000
513	02111			Unassigned	
518	02079		H&N Engineering, Estimating, Reproduction	TG 8.5/8.6	4,400
"	0302C		(Bakery, not constructed to date)	TG 8.6 (H&N)	3,000
519	0302A		Mess Hall - 1000-Man	JTF	21,107
520	0301R		144-Man - Enlisted Men's Barracks - 3-Story	JTF	24,400

~~CONFIDENTIAL~~

TABLE 3-4 SPACE ALLOCATIONS JOHNSTON ATOLL

STRUC. FAC. NO.	F&S ITEM NO.	SCIENTIFIC STATION	TITLE / USE	USER	SQ. FEET
521	0301R		144-Man - Enlisted Men's Barracks - 3-Story	JTF	24,930
530	02101		U.S. Weather Station (To be relocated)	JTF-8 (ESSA)	1,703
531	02051		B-57 Hangar	TG 8.1.2	3,950
532	0303D		Sewage Lift Station #1	TG 8.6	256
535	02004		Decon Pad #1	TG 8.4	21,000
570	0304H		Transformer Vault No. 6 (SS 1613)	TG 8.6	108
572	0304H		Transformer Vault No. 5 (SS 1621)	TG 8.6	108
574	0304H		Transformer Vault No. 18	TG 8.6	108
576	0304H		Transformer Vault No. 4 (SS 1509)	TG 8.6	134
620			Ball Diamond Clubhouse	JTF	630
627	02112		Fire Station	TG 8.6 (H&N)	3,944
629	02085		Cistern (13,600-Gallon)	TG 8.6	
633	02108		Mars Trailer	TG 8.6 (1957 Com-mun. Grp.)	300
634	02108		Mars Antenna Tower	TG 8.6 (1957 Com-mun. Grp.)	
635	02058		Beacon Tower	TG 8.6	

~~CONFIDENTIAL~~

TABLE 3-4

SPACE ALLOCATIONS

JOHNSTON ATOLL

STRUC. FAC. NO.	F&S ITEM NO.	SCIENTIFIC STATION	TITLE / USE	USER	SQ. FEET
636	02058		Base Beacon (Equipment)	TG 8. 6	340
638	02058		Generator	TG 8. 6	168
640	01074	91-4-49	HRT and EM Measurement Bunker	TG 8. 1. 4	1, 250
649	0303A		Auxiliary Fresh Water Pump House	TG 8. 6	264
650	0303A		Fresh Water Pump House	TG 8. 6	512
660	01013	91-4-1, -2, -3	Command and Tracking Center	TG 8. 1. 4	2, 115
670	0304H		Transformer Vault No. 16 (SS 0729)	TG 8. 6	115
672	0304H		Transformer Vault No. 3 (SS 1511)	TG 8. 6	108
674	0304H		Transformer Vault No. 2 (SS 1519)	TG 8. 6	108
690	0301D		168-Man - Enlisted Men's Barracks - 4-Story	JTF	20, 800
691	0301N		Six 3-Bedroom Apartments - 2-Story	JTF	7, 632
692	0301N		Six 3-Bedroom Apartments - 2-Story	JTF	7, 632
693	01125		Electronics Lab	TG 8. 1. 4	800
694	0301N		Six 3-Bedroom Apartments - 2-Story	JTF	7, 632
695	0301N		Six 3-Bedroom Apartments - 2-Story	JTF	7, 632
696	0301N		Six 3-Bedroom Apartments - 2-Story	JTF	7, 632
697	0301N		Six 3-Bedroom Apartments - 2-Story	JTF	7, 632

3-29

VOL III
April 1969

TABLE 3-4

SPACE ALLOCATIONS

JOHNSTON ATOLL

STRUC. FAC. NO.	F&S ITEM NO.	SCIENTIFIC STATION	TITLE / USE	USER	SQ. FEET
698	0301N	91-7-18	Six 3-Bedroom Apartments - 2-Story	JTF	7,632
699	0301N		Six 3-Bedroom Apartments - 2-Story	JTF	7,632
700	81008		Launch Pad No. 1	TG 8.1.7	6,169
701	81036		Check Station	TG 8.1.7	1,000
702			Pad Shack (LE-1)	TG 8.1.7 (ADC)	
703			Pad Shack (LE-2)	TG 8.1.7 (ADC)	
704	0318X	91-7-32	Swimming Pool	JTF	15,300
705	0318X		Bath House and Pool Equipment Shelter	JTF	1,116
707	81035		S-Band Antenna	TG 8.1.7	
709	01124		Cleansweep Motor Payload Prep & Storage (Not constructed to date)	TG 8.1.2	5,130
711	01003		Jacking Pad Shelter	TG 8.1.4	92
713	01003		Jacking Pad Shelter	TG 8.1.4	92
714	01019		Rocket Assembly - Screen Room	TG 8.1.4	1,547
715	0303D		Sewage Lift Station #7	TG 8.6	60
716	01019		Rocket Assembly - Screen Room	TG 8.1.4	1,547
717	01124		Antenna Tower, Near Universal/Strypi Pads	TG 8.1.4	

VOL III
1969

3-30

CONFIDENTIAL

TABLE 3-4

SPACE ALLOCATIONS

JOHNSTON ATOLL

STRUC. FAC. NO.	F&S ITEM NO.	SCIENTIFIC STATION	TITLE / USE	USER	SQ. FEET
718	01021		Igniter Checkout	TG 8.1.4	64
719	0303D		Sewage Lift Station #2	TG 8.6	256
720	01019		Strypi Assembly	TG 8.1.4	800
721	01120	91-3-141	SOSR Launch Pad & Catchment, Subtask A941	TG 8.1.3	
722	01017		Payload Storage Igloo	TG 8.1.4	252
723	01017		Payload Storage Igloo	TG 8.1.4	252
724	01015		Payload Checkout	TG 8.1.4	2,800
725	02038		Warehouse	TG 8.4	4,800
726	02019		Sample Storage	TG 8.1.2	150
727	01058		Rocket Nose Cone Disassembly	TG 8.1.2	780
728	02003		Personal Equipment and Storage	TG 8.1.1	527
			Rad-Safe	JTF-8	1,469
			Electrical Repair & Personnel Equipment	TG 8.4	4,834
			Mechanical Equipment & Latrine	TG 8.6	840
729	02056		Administration and Maintenance	TG 8.4	4,800
730	02053		Contaminated Equipment Shelter (Not Constructed to Date)	TG 8.4	324
731	02050		AGE Shelter	TG 8.4	450

3-31

VOL III
April 1969

AL

TABLE 3-4

SPACE ALLOCATIONS

JOHNSTON ATOLL

STRUC. FAC. NO.	F&S ITEM NO.	SCIENTIFIC STATION	TITLE / USE	USER	SQ. FEET
732	01058		Personnel Change	TG 8.1.2	235
733	01004	91-3-133	Nike-Hercules Launch Pad, Subtask A942	TG 8.1.3	5,625
735	01004	91-3-132	Nike-Hercules Launch Pad, Subtask A942	TG 8.1.3	5,625
736	01004	91-3-131	Nike-Hercules Launch Pad, Subtask A942	TG 8.1.3	5,625
737	01014	91-3-139	Nike-Hercules Control Bunker & Converter Shelter, Subtask A942	TG 8.1.3	1,440
738	01004	91-3-130	Nike-Hercules Launch Pad, Subtask A942	TG 8.1.3	5,625
739	01004	91-3-129	Nike-Hercules Launch Pad, Subtask A942	TG 8.1.3	5,625
740	02115		Air-Con. Equip. & Electric Repair Shop	TG 8.1.4	
741	02071		Generator Shelter	TG 8.1.4	1,296
742	01029		AME Shelter	TG 8.1.4	64
744	01110	91-4-53	Balloon Release Station	TG 8.1.4	144
758	01088	91-3-15	Biomedical Effects - Animal Shelter	TG 8.1.3	480
770	0304H		Transformer Vault No. 1 (SS 1407)	TG 8.6	108
771	0304H		Transformer Vault No. 22 (SS 0615)	TG 8.6	115
772	0304H		Transformer Vault No. 15 (SS-1411)	TG 8.6	108
779	81007		Storage Bunker (Not constructed to date)	TG 8.1.7	187

VOL III
April 1969

3-32

TABLE 3-4

SPACE ALLOCATIONS

JOHNSTON ATOLL

STRUC. FAC. NO.	F&S ITEM NO.	SCIENTIFIC STATION	TITLE / USE	USER	SQ. FEET
780	81007		Storage Bunker (Not Constructed to Date)	TG 8. 1. 7	187
781	81007		Storage Bunker	TG 8. 1. 7	187
782	81007		Storage Bunker	TG 8. 1. 7	187
783	81007		Storage Bunker	TG 8. 1. 7	187
784	81007		Storage Bunker	TG 8. 1. 7	187
785	81007		Storage Bunker	TG 8. 1. 7	187
786	81001		Guardhouse	TG 8. 1. 7	530
787	81002		Surveillance and Inspection	TG 8. 1. 7	2, 200
788	81003		Office Bunker	TG 8. 1. 7	1, 000
789	81033		Equipment and Supply Shed	TG 8. 1. 7	1, 280
790	81011	91-7-27	Launch Operation Bunker	TG 8. 1. 7	4, 310
791	81037		Underground Bunker	TG 8. 1. 7	527
792	81037		Underground Bunker	TG 8. 1. 7	527
793	81037		Underground Bunker	TG 8. 1. 7	820
794	81008	91-7-19	Launch Pad No. 2	TG 8. 1. 7	6, 169

3-33

VOL III
April 1969

TABLE 3-4

SPACE ALLOCATIONS

JOHNSTON ATOLL

STRUC. FAC. NO.	F&S ITEM NO.	SCIENTIFIC STATION	TITLE / USE	USER	SQ. FEET
795	81020		Payload Assembly	TG 8. 1. 7	3, 886
796	81010		Cryogenic Storage Area (To be relocated)	TG 8. 1. 7	
797	81034		Propellant Loading & Storage Area	TG 8. 1. 7	1, 872
798	81034		Air-Conditioned Trailer Shelter	TG 8. 1. 7	483
799	81008		Breathing Air Compressor Shelter	TG 8. 1. 7	
801			Storage Shed (Storage Area No. 2)	TG 8. 6	
840	01019		Rocket Assembly	TG 8. 1. 4	1, 547
868	01024		Rocket Assembly	TG 8. 1. 2	1, 472
876	01106		Assembly & Screen Room, Subtask A905	TG 8. 1. 3	3, 600
877	0303D		Sewage Lift Station #6	TG 8. 6	60
878	01105		Assembly, Subtask A905	TG 8. 1. 3	2, 000
881	01012	91-3-1 91-3-18	Rocket Launch Control & Monitoring Bunker, Subtasks A108, A109, A201, A202, A203, A601, A603, A604, A606, A613, A614, A620, A901, A905, A909, A915, and A962	TG 8. 1. 3	10, 880
884	01016		Warhead and Screen Room, Subtasks A101, A104, A601, and A942	TG 8. 1. 3	3, 680
886	01020		Nike-Hercules Rocket Assembly, Subtask A942	TG 8. 1. 3	3, 120

TABLE 3-4

SPACE ALLOCATIONS

JOHNSTON ATOLL

STRUC. FAC. NO.	F&S ITEM NO.	SCIENTIFIC STATION	TITLE / USE	USER	SQ. FEET
888	01084		SOSR Rocket & Checkout, Subtask A941 Payload Assembly	TG 8. 1. 3 TG 8. 1. 2	5, 800
900	81009		Liquid Oxygen Plant, Including Repair & Storage Shop and Office Space	TG 8. 1. 7	7, 119
902	81009		POL Storage	TG 8. 1. 7	450
925	02069		Aircraft Decontamination Facility No. 2 (Not Constructed to Date)	JTF	37, 500
950	80002		Mix and Fill (To be Relocated)	DTC	800
960	01105		Assembly, Subtask A905	TG 8. 1. 3	2, 000
962	01106		Assembly Screen Room, Subtask A905	TG 8. 1. 3	3, 600
964	01104		Machine and Paint Shop, Subtask A905	TG 8. 1. 3	3, 200
965	01104		Compressor Shelter	TG 8. 1. 3	240
966	81015	91-7-26	RF Test Tower	TG 8. 1. 7	
968	81015		Equipment Shed	TG 8. 1. 7	42
970	01027		Igniter and Squib Storage Bunker	TG 8. 1. 4 TG 8. 1. 2	212 50
972	01027		Igniter and Squib Storage Bunker, Subtask A905	TG 8. 1. 3	209

3-35

VOL III
April 1969

TABLE 3-4

SPACE ALLOCATIONS

JOHNSTON ATOLL

STRUC. FAC. NO.	F&S ITEM NO.	SCIENTIFIC STATION	TITLE / USE	USER	SQ. FEET
973	0303D		Sewage Lift Station #5	TG 8.6	60
974	01023		Rocket Storage, Subtasks A905, C910	TG 8.1.3	2,700
975	01116		Radiographic Inspection	TG 8.1.2	368
976	01023		Rocket Storage, Subtasks A905, C910	TG 8.1.3	2,700
977	01087		Explosive Storage Bunker, Subtasks A109, C502	TG 8.1.3	192
978	01087		Explosive and Powder Storage Bunker, Subtask A626	TG 8.1.3	192
979	01087		Explosive Storage Bunker, Subtask A626	TG 8.1.3	192
980	01022		Rocket Motor Storage (Not Constructed to Date)	TG 8.1.4	1,600
982	01026		Rocket Motor Storage	TG 8.1.2	320
990	81015	91-7-24 91-7-25	Ground Guidance BTL Antenna & Tower	TG 8.1.7 TG 8.1.7	7,600
995			Garbage Disposal Chute	TG 8.6	

TABLE 3-4

SPACE ALLOCATIONS

JOHNSTON ATOLL

STRUC. FAC. NO.	F&S ITEM NO.	SCIENTIFIC STATION	TITLE / USE	USER	SQ. FEET
			<u>AKAU ISLAND</u>		
1000	01028 04018		Operations	TG 8.1.5	8,650
1001	02047		Spare Parts and Supply	TG 8.1.5	4,800
1002	02031 02033 04031 04040		Receiver Facility	TG 8.6 (1957 Com- mun. Grp.)	1,600
1003	0304F		Generator, Temporary Power	TG 8.6	264
1004	02031		Generator, Backup Power for Receiver Facility	TG 8.6	216
1005		116-5-10	Low Gain Antenna Tower	TG 8.1.5	
1006		116-5-11	Medium Gain Antenna Tower	TG 8.1.5	
1007		116-5-12	Antenna Feed Tower	TG 8.1.5	
1021	02033 04040		Receiver Antenna Tower (220 Ft.)	JTF-8	
1022	01028		Boresight Tower (150 Ft.)	TG 8.1.5	
1024	02033 04040		Receiver Antenna Tower	TG 8.3	

~~CONFIDENTIAL~~

3-37

VOL III
April 1969~~CONFIDENTIAL~~

TABLE 3-4

SPACE ALLOCATIONS

JOHNSTON ATOLL

STRUC. FAC. NO.	F&S ITEM NO.	SCIENTIFIC STATION	TITLE / USE	USER	SQ. FEET
			<u>AKAU ISLAND (Cont'd)</u>		
1025	02033 04040		Receiver Antenna Tower (25 Ft.)	TG 8.3	
1026	02033 04040		Receiver Antenna Tower (88 Ft.)	JTF-8	
1027	02033 04040		Receiver Antenna Tower (108 Ft.)	TG 8.3	
1028	02033 04040		Receiver Antenna Tower (220 Ft.)	JTF-8	
1029	04040		Trans-Receiver Antenna Tower (37 Ft.)	TG 8.1.5	
1030	04040		Receiver Antenna Tower (37 Ft.)	TG 8.1.5	
1031	04040		Receiver Antenna Tower (110 Ft.)	TG 8.1.5	
			<u>HIKINA ISLAND</u>		
1100	02030		Transmitter Facility	TG 8.6 (1957 Com- mun. Grp.)	2,600
1101	02030		Generator, Backup Power	TG 8.6	540
1122	02032 04041		Transmitter Antenna Tower (105 Ft.)	TG 8.3/ JTF-8	

TABLE 3-4

SPACE ALLOCATIONS

JOHNSTON ATOLL

STRUC. FAC. NO.	F&S ITEM NO.	SCIENTIFIC STATION	TITLE / USE	USER	SQ. FEET
			<u>HIKINA ISLAND</u> (Cont'd)		
1123	02032 04040		Transmitter Antenna Tower (220 Ft.)	JTF-8	
1124	02032 04041		Transmitter Antenna Tower (105 Ft.)	TG 8. 1. 5	
1125	02032 04040		Transmitter Antenna Tower (68 Ft.)	JTF-8	
1126	02032 04041		Transmitter Antenna Tower (37 Ft.)	TG 8. 1. 5	
1127	02032 04040		Transmitter Antenna Tower (220 Ft.)	JTF-8	
1128	02032 04041		Transmitter Antenna Tower (35 Ft.)	TG 8. 3/ JTF-8	
1129	02032 04040		Transmitter Antenna Tower (68 Ft.)	JTF-8	
1130	02032 04041		Transmitter Antenna Tower (108 Ft.)	TG 8. 3/ JTF-8	
1131	01071	117-3-2 & -3	Log Periodic Ionospheric Antenna Tower (100 Ft.), Subtask A611	TG 8. 1. 3	

TABLE 3-4

SPACE ALLOCATIONS

JOHNSTON ATOLL

STRUC. FAC. NO.	F&S ITEM NO.	SCIENTIFIC STATION	TITLE / USE	USER	SQ. FEET
			<u>TRAILERS & VANS</u>		
	02017		Trailers (7) Technical (3), Near Bldg. 728 Photo and Optical Support (3), Near Bldg. 93 Instrument (1), Near Decon Pad No. 1	TG 8.1.1	
	02041		Trailers (2) Technical Support Joint Trailer Park, East of Bldg. 20	TG 8.1.1	640
	02041		Trailers (2) Instrument Joint Trailer Park, East of Bldg. 20	TG 8.1.2	640
	01009		Vans (3), Subtask A626, Near Bldg. 881 TM (2) Fire Control (1)	TG 8.1.3	800 400
	01016		Trailers (3), Near Bldg. 884 Instrument Playback (1), Subtask A101 Instrument Checkout (2), Subtask A104	TG 8.1.3	288 870
	01034	91-3-9	Trailers (2), Subtask A961 AME (1), Near AME Field Shop (1), Near AME Field	TG 8.1.3	280 280
	01035	91-3-12	Trailers (7), Subtask A961, Near DME/AGAVE DME #1, #2, & #3 AGAVE #1, #2, & #3 Computer (1)	TG 8.1.3	840 840 320

TABLE 3-4

SPACE ALLOCATIONS

JOHNSTON ATOLL

STRUC. FAC. NO.	F&S ITEM NO.	SCIENTIFIC STATION	TITLE / USE	USER	SQ. FEET
			<u>TRAILERS & VANS (Cont'd)</u>		
	01037		Trailer (1), Subtask A617, East of Transmitter Bldg. 26	TG 8.1.3	400
	01038	91-3-20	Vans (8), Subtask A601, West of LE-1 Interferometer (2) Tracking (2) Monitor (1) Control (1) Maintenance (1) Laboratory (1)	TG 8.1.3	480 480 240 240 240
	01039	91-3-21	Vans (2), Subtask A628, West of POL Fac. No. 260 Riometer Instrumentation (1) Antenna (1)	TG 8.1.3	400 300
	01040	91-3-119	Trailers (4), Subtasks A603 and A604 Frequency Propagation Reception, Near Propagation Antenna Field East of Bldg. 840	TG 8.1.3	880
	01042	124-3-2	Trailers (4), Subtask A609 Photo (East Scientific Platform) Quarters (East Scientific Platform)	TG 8.1.3	320
		125-3-2	Photo (West Scientific Platform) Quarters (West Scientific Platform)		320
	01056		Trailers (2) Shop, South of Bldg. 280, Subtask A942	TG 8.1.3	
	01070	91-3-14	Vans (2), Subtask A608, East of Bldg. 287 Radiometer Station Instrument Vans (2)	TG 8.1.3	640

VOL III
April 1969

3-42

TABLE 3-4

SPACE ALLOCATIONS

JOHNSTON ATOLL

STRUC. FAC. NO.	F&S ITEM NO.	SCIENTIFIC STATION	TITLE / USE	USER	SQ. FEET
			<u>TRAILERS & VANS (Cont'd)</u>		
	01071		Trailers (2), Office, Subtask A611 (Hikina Island)	TG 8.1.3	400
	01081	91-3-13	Trailers (6), Subtask A609, South of Bldg. 48 Instrumentation (5) Shop Van (1)	TG 8.1.3	2,000 576
	01082	91-3-111	Vans (2), Subtask A609, In Optical Support Control Site Camera and Master Control (1) Shop (1)	TG 8.1.3	240 320
	01086	91-3-112	Trailers (3), Subtask A108 At Meteorological Support Site, West of Bldg. 744	TG 8.1.3	624
	01088	91-3-15	Trailers (2), Subtask A401 Equipment Behind Bio-Med Exposure Pad, Bldg. 660	TG 8.1.3	480
	01089		Trailers (2), Subtask A630, Recording and TM (Akau Island)	TG 8.1.3	560
	02014		Trailer (1), Subtask C504, North of Bldg. 190	TG 8.1.3	300

CONTINUED

TABLE 3-4

SPACE ALLOCATIONS

JOHNSTON ATOLL

STRUC. FAC. NO.	F&S ITEM NO.	SCIENTIFIC STATION	TITLE/USE	USER	SQ. FEET
	02014		TRAILERS & VANS (Cont'd) Trailers (5), Subtask C701, North of Bldg. 190 Instrument (3) Instrument Calibration (1) Support (1)	TG 8. 1. 3	768 320 320
	02014		Trailers (2), Subtask C502, South of North Wharf, Helium Trailers, plus 50' x 120' Shore Work Area	TG 8. 1. 3	
	02041		Trailer (1) Control, Subtask A601, East of Bldg. 20	TG 8. 1. 3	240
	02041		Trailers (2) Instrument, Subtask A201, East of Bldg. 20	TG 8. 1. 3	608
	02070		Trailers (3) Photo Complex (Including Walk-in Refrigerator), West of Bldg. 20	TG 8. 1. 3	1,500
	01015		Trailers (2), South of Bldg. 724	TG 8. 1. 4	
	01046		Walk-in Cooler (1), West of Bldg. 22	TG 8. 1. 4	64
	01046		Transportainers (3), West of Bldg. 22	TG 8. 1. 4	192
	01046	91-4-48	Trailer (1) Photo, Northwest of Bldg. 22	TG 8. 1. 4	400
	01062	91-4-50	Trailers (7), West of Bldg. 660 Wind Radar System (6) Photo (1)	TG 8. 1. 4	1,000

TABLE 3-4 SPACE ALLOCATIONS JOHNSTON ATOLL

STRUC. FAC. NO.	F&S ITEM NO.	SCIENTIFIC STATION	TITLE / USE	USER	SQ. FEET
			<u>TRAILERS & VANS (Cont'd)</u>		
	01111		Van (1) Calibration, Near Bunker 640	TG 8.1.4	320
	01028		Trailer (1) Communications (Akau Island)	TG 8.1.5	
	01028		Trailer (1) Pre-Detection & RVC (Akau Island)	TG 8.1.5	
	01028		Trailers (2) Administration (Akau Island)	TG 8.1.5	
	01028		Trailers (2) CCS Primary (Akau Island)	TG 8.1.5	
	01028		Trailers (2) CCS Secondary (Akau Island)	TG 8.1.5	
	01028		Trailers (2) MPS-25 Service (Akau Island)	TG 8.1.5	
	01028		Trailers (2) MPS-25 Electronics (Akau Island)	TG 8.1.5	
	01028		Trailer (1) MPS-26 Service (Akau Island)	TG 8.1.5	
	01028		Trailers (2) MPS-25 Low Boy (Akau Island)	TG 8.1.5	
	01077		Vans (2), West of Bldg. 251	TG 8.1.5	
			Van (1) Digital Integration, East of Bldg. 276	TG 8.1.5	
	02022		Trailers (3), Near Bldg. 93	TG 8.1.6	
			Photo Load (1)		320
			Photo Maintenance/Processing (1)		320
			Camera Mount Control (1)		

CONFIDENTIAL

TABLE 3-4

SPACE ALLOCATIONS

JOHNSTON ATOLL

STRUC. FAC. NO.	F&S ITEM NO.	SCIENTIFIC STATION	TITLE / USE	USER	SQ. FEET
			<u>TRAILERS & VANS (Cont'd)</u>		
	81009		Trailers (12) at LOX Plant, Bldg. 900/902 Air Source (6) Column (3) Heat Exchange (3)	TG 8.1.7	
	02003		Vans (2) Ready Rooms, East side of Bldg. 728	TG 8.4	
	02054		Trailers (2) Aircraft Maintenance, South of Bldg. 728	TG 8.4	1,000
	01115	91-13-1 91-13-2	Trailers (2) Wave Sensor Equipment, Type II	TG 8.7	238
	01075		Trailers (2) Technical (AFTAC), Near Bunkers 204 and 205	AFTAC	

3-45

VOL III
April 1969

TABLE 3-4

SPACE ALLOCATIONS

JOHNSTON ATOLL

STRUC. FAC. NO.	F&S ITEM NO.	SCIENTIFIC STATION	TITLE / USE	USER	SQ. FEET
			<u>ANTENNAS</u> (not assigned Struc. /Fac. Nos.)		
	01009	91-3-116	Gunmount Tracking Antennas (12), Subtask A626, Top of Bunker 881	TG 8. 1. 3	
	01034	91-3-9	AME Field Antennas, Subtask A961, East of Bldg. 900	TG 8. 1. 3	
	01035	91-3-12	AGAVE Antennas (6), Subtask A961, West of Bldg. 840	TG 8. 1. 3	
	01035	91-3-12	DME Antennas (10), Subtask A961, West of Bldg. 840	TG 8. 1. 3	
	01039	91-3-21	Oblique Antennas (2) in Riometer Station	TG 8. 1. 3	
	01040	91-3-119	Propagation Antenna Field, Subtasks A603 and A604, East of Bldg. 840	TG 8. 1. 3	
	01042	124-3-5 125-3-4	Triangular Antennas (2), Subtask A963 On East Scientific Platform (1) On West Scientific Platform (1)	TG 8. 1. 3	
	01070	91-3-14	Radiometer Antennas (3), Subtask A608, East of Bldg. 287 in Radiometer Station Mobile Antennas (2) Steerable Antenna (1)	TG 8. 1. 3	

VOL III
April 1969

3-46

~~CONFIDENTIAL~~

TABLE 3-4

SPACE ALLOCATIONS

JOHNSTON ATOLL

STRUC. FAC. NO.	F&S ITEM NO.	SCIENTIFIC STATION	TITLE / USE	USER	SQ. FEET
			<u>ANTENNAS</u> (Cont'd)		
	01071	117-3-1	Log Periodic Ionospheric Antenna, Subtask A611 (Hikina Island)	TG 8. 1. 3	
	01081	91-3-128	86-Ft. Radar Dish Antenna, Subtask A609, South of Bldg. 48	TG 8. 1. 3	
	01117	91-3-126 91-3-127	Loop Antennas (2), Subtask A620 East of Bunker 737 (1) North of Bldg. 900 (1)	TG 8. 1. 3	
	01029	91-4-12	AME Field Antennas (17), West of swimming pool	TG 8. 1. 4	
	01031	91-4-14 91-4-15	Teltrac Antennas (2) East end of Bldg. 699 (1) West end of Bldg. 699 (1)	TG 8. 1. 4	
	01032	91-4-16 & 91-4-17	Command Antennas (2), Top of Bldg. 660	TG 8. 1. 4	
	01074	91-4-49	HRT Antennas (2), South of Bldg. 640	TG 8. 1. 4	
	01074	91-4-47	EM Antenna, West of Bldg. 640	TG 8. 1. 4	
	01109	91-4-51	Helical Antenna, on JOC Roof	TG 8. 1. 4	

3-47

VOL III
April 1969

CONFIDENTIAL

VOL III
April 1969

3-48

TABLE 3-4

SPACE ALLOCATIONS

JOHNSTON ATOLL

STRUC. FAC. NO.	F&S ITEM NO.	SCIENTIFIC STATION	TITLE/ USE	USER	SQ. FEET
			<u>ANTENNAS</u> (Cont'd)		
	01028	116-5-7 thru -9	MPS-26 Radar (3) (Akau Island)	TG 8.1.5	
	01028	116-5-6	AGAVE Antenna (1) (Akau Island)	TG 8.1.5	
	01028	116-5-1 & -2	MPS-25 Radar (2) (Akau Island)	TG 8.1.5	
	01028	116-5-3, -4 & -5	MK 51 Director (3) (Akau Island)	TG 8.1.5	
	01028		Directional Antenna (1) (Akau Island)	TG 8.1.5	
	01028		Telemetry Receiver Antenna No. 9 (Akau Island)	TG 8.1.5	
	04040		OMNI Antenna (1) (Akau Island)	TG 8.1.5	
	01077		FIC Antennas (5) (Atop Bldg. 251)	TG 8.1.5	
	81004		Teltrac Antennas (2)	TG 8.1.7	
		91-7-28	West of Bldg. 790 (1)		
		91-7-29	North of Bldg. 790 (1)		

CONFIDENTIAL

TABLE 3-4

SPACE ALLOCATIONS

JOHNSTON ATOLL

STRUC. FAC. NO.	F&S ITEM NO.	SCIENTIFIC STATION	TITLE / USE	USER	SQ. FEET
			<u>ANTENNAS (Cont'd)</u>		
	81004	91-7-30 91-7-31	Command Antennas (2) West of Bldg. 790 (1) North of Bldg. 790 (1)	TG 8. 1. 7	
	02034		GMD-4 Antenna, Northeast of Bldg. 280	TG 8. 6 (ESSA)	

3-49

VOL III
April 1969

TABLE 3-4

SPACE ALLOCATIONS

JOHNSTON ATOLL

STRUC. FAC. NO.	F&S ITEM NO.	SCIENTIFIC STATION	TITLE / USE	USER	SQ. FEET
733, 735, 736, 738, 739	01004	91-3-129 thru 133	<u>LAUNCHERS</u> Nike Hercules Launch Pads (5)	TG 8. 1. 3	
	01005	91-3-45 thru -59, 91-3-65 thru -67	Rocket Launchers, Subtask A905 Small (18)	TG 8. 1. 3	
		91-3-43 thru -44, 91-3-68 thru -72, 91-3-78 thru 81, & 91-3-124	Medium (12)		
	01009	91-3-73 thru -75 & 91-3-123	Large (4)		
	01009	91-3-94 thru -105	Gun Mounts (12), Subtask A626, South of Bldg. 878 Near Shore	TG 8. 1. 3	
721	01120	91-3-141	SOSR Rocket Launch Pad, Subtask A941	TG 8. 1. 3	

~~CONFIDENTIAL~~

TABLE 3-4

SPACE ALLOCATIONS

JOHNSTON ATOLL

STRUC. FAC. NO.	F&S ITEM NO.	SCIENTIFIC STATION	TITLE / USE	USER	SQ. FEET
			<u>LAUNCHERS (Cont'd)</u>		
	01003	91-4-19 thru -39 91-4-40, -41, & -44 91-4-42, -43, -45, -46 & -47	HAD (21) Universal Strypi (3) Universal (5)	TG 8. 1. 4	
700 and 794	81008	91-7-18 and -19	Rocket Launchers (Temporary), NW Peninsula Thor Launch Pad Nos. 1 and 2	TG 8. 1. 5 TG 8. 1. 7	
	81019		Pad "A" Proposed, West of Bldg. 840	TG 8. 1. 7	
	81019		Pad "B" Proposed, North of Bldg. 900	TG 8. 1. 7	

CONFIDENTIAL

3-51

VOL III
April 1969

CONFIDENTIAL

TABLE 3-4

SPACE ALLOCATIONS

JOHNSTON ATOLL

STRUC. FAC. NO.	F&S ITEM NO.	SCIENTIFIC STATION	TITLE / USE	USER	SQ. FEET
			<u>MISCELLANEOUS</u>		
	01126		Low Level Wind System on (5) Towers, Subtask A946	JTF-8	
		91-8-1	Tower #1 - 300-Ft. Tower Near Bldg. 23		
		91-8-2	Tower #2b - S. E. Peninsula		
		91-8-3	Tower #3 - Near Sandia Boresite Tower		
		91-8-4	Tower #4 - Near N. W. Peninsula		
		91-8-5	Tower #5 - On Structure 966		
	01041		Aiming Pole, West of Bldg. 66	TG 8. 1. 1/ 8. 1. 6	
	02048		Wingtank Storage, South of Bldg. 725 (Proposed)	TG 8. 1. 1	3, 000
	01014		Range Masts (3), East Peninsula	TG 8. 1. 3	
	01038	91-3-20	Interferometer Station, West of Bldg. 700	TG 8. 1. 3	
	01039	91-3-21	Riometer Station, East of Bldg. 287	TG 8. 1. 3	
	01042		Camera Platforms (2), Subtask A915	TG 8. 1. 3	
		91-3-117	West of Bldg. 974		
		91-3-118	South of POL Area		
	01042	124-3-3	Astrodome, Subtask A804, East Scientific Platform	TG 8. 1. 3	
	01042	124-3-4	Camera Mount, Subtask A915, East Scientific Platform	TG 8. 1. 3	

TABLE 3-4

SPACE ALLOCATIONS

JOHNSTON ATOLL

STRUC. FAC. NO.	F&S ITEM NO.	SCIENTIFIC STATION	TITLE / USE	USER	SQ. FEET
			<u>MISCELLANEOUS</u> (Cont'd)		
	01042	125-3-3	Astrodome, Subtask A804, West Scientific Platform	TG 8. 1. 3	
	01059		Hot Package Handling Area	TG 8. 1. 3	40, 000
	01067	91-3-19 92-3-1	Microbarograph Stations (2), Subtask A103 South of Bldg. 1 Sand Island	TG 8. 1. 3	
	01070	91-3-14	Radiometer Station, East of Bldg. 287 - Subtask A608	TG 8. 1. 3	23, 800
	01086	91-3-112	Meteorological Support, Subtask A108	TG 8. 1. 3	
	01098		Radar Screen, Subtask A942, Between East and West Peninsula	TG 8. 1. 3	
	02014		Shore Work Area - Distant Waters Program Near Bldg. 190, Subtasks C501, C502, C503, C504, C516, and C701	TG 8. 1. 3	34, 500
	02014	91-3-91	Photo Platforms, Subtask C502, South of West Wharf	TG 8. 1. 3	
	02014	91-3-92	Photo Platforms, Subtask C502, Near East Peninsula	TG 8. 1. 3	

CONFIDENTIAL

3-53

VOL III
April 1969

CONFIDENTIAL

TABLE 3-4

SPACE ALLOCATIONS

JOHNSTON ATOLL

STRUC. FAC. NO.	F&S ITEM NO.	SCIENTIFIC STATION	TITLE / USE	USER	SQ. FEET
			<u>MISCELLANEOUS</u> (Cont'd)		
	02014		Outside Storage, Near Bldg. 303	TG 8. 1. 3	5, 000
	02014	91-3-106	Photo Platform, Subtask C503, Top of Bldg. 250	TG 8. 1. 3	150
			Rocket Storage, West of Bldg. 886	TG 8. 1. 3	
	01030	91-4-13	Television Camera Mount, Top of Bldg. 699	TG 8. 1. 4	
			Boresite Tower, South of Bldg. 724, Near shore	TG 8. 1. 4	
	01077	91-5-1	Frequency Interference Monitoring Station, Top of Bldg. 251	TG 8. 1. 5	
			POL Shed (Akau Island)	TG 8. 1. 5	
			Rocket Storage Shed, N. W. Peninsula	TG 8. 1. 5	
			Bunker (Temporary), N. W. Peninsula	TG 8. 1. 5	
			Warning Beacons (2), N. W. Peninsula	TG 8. 1. 5	
	02009		Tent Space - Photo Storage Area, South of Bldg. 93	TG 8. 1. 6	1, 024
	81005	92-7-1	Baker-Nunn Camera Station (Sand Island)	TG 8. 1. 7	1, 614

VOL III
April 1969

3-54

~~CONFIDENTIAL~~

TABLE 3-4

SPACE ALLOCATIONS

JOHNSTON ATOLL

STRUC. FAC. NO.	F&S ITEM NO.	SCIENTIFIC STATION	TITLE / USE	USER	SQ. FEET
			<u>MISCELLANEOUS</u> (Cont'd)		
	81008	91-7-33	Camera Tower (In Pad #1 Complex)	TG 8.1.7	48
	81008	91-7-20	Camera Tower (In Pad #2 Complex)	TG 8.1.7	48
			Guidance RF Reflector Screen, West of Bldg. 700	TG 8.1.7	
	81008		Firex Tanks, North of Bldg. 700	TG 8.1.7	
	81011		Power Distribution Area #1, North of Bldg. 700	TG 8.1.7	4,794
	81012		Power Distribution Area #2, East of Bldg. 100	TG 8.1.7	4,180
	81015		Power Distribution Area #3, West of Bldg. 990	TG 8.1.7	
	81018		Launch Operations Bldg., N.E. of Bldg. 900 (Proposed)	TG 8.1.7	
			Missile Launch Observer Bunker, North of Bldg. 732	TG 8.1.7	
	02026		Signal Tower, Top of Bldg. 252	TG 8.3	64
	02035		Outside Storage - Temporary H&N Site No. 2	TG 8.3	100,000
	02055		AGE Parking Area, South of Bldg. 287	TG 8.3	2,000
	02078		Admin. & Ops., South of Bldg. 287	TG 8.3	4,800

3-55

VOL III
April 1969~~CONFIDENTIAL~~

VOL III
April 1969

3-56

TABLE 3-4

SPACE ALLOCATIONS

JOHNSTON ATOLL

STRUC. FAC. NO.	F&S ITEM NO.	SCIENTIFIC STATION	TITLE / USE	USER	SQ. FEET
			<u>MISCELLANEOUS</u> (Cont'd)		
	02050		AGE Parking Area, West of Bldg. 731	TG 8.4	4,200
	02081		Cold Storage Refrigerator Vans & Boxes, West of Bldg. 120	TG 8.6	
	02082		Diesel Fuel Storage (13,500 BBL) (Proposed)	TG 8.6	
	02105		Corrosion Control Building (Proposed)		
	02106		Heavy Equipment Shop (Proposed)	TG 8.6	3,838
	0303A		FW Storage Reservoir (500,000 Gal.), East of Bldg. 650	TG 8.6	
	0303A		FW Storage Reservoir (200,000 Gal.), West of Bldg. 650	TG 8.6	
	0303A		FW Tanks (2) (20,000 Gal.), North of Bldg. 45	TG 8.6	
	0303A		FW Storage Tank (Akau Island)	TG 8.6	
	0304A		Cable Vault, South of Bldg. 48	TG 8.6	
	0314X		Tent Camp (208-Man) (Razed in 1968)	TG 8.6	8,200
	0316X		Fire Station (Proposed)	TG 8.6	13,580

CONFIDENTIAL

TABLE 3-4

SPACE ALLOCATIONS

JOHNSTON ATOLL

STRUC. FAC. NO.	F&S ITEM NO.	SCIENTIFIC STATION	TITLE / USE	USER	SQ. FEET
			<u>MISCELLANEOUS</u> (Cont'd)		
	02059		TACAN Screens (Temporary)	TG 8.6 (1957 Commun. Grp.)	
	02029		Truck Fill Station, North of Bldg. 269	TG 8.6	
			Auxiliary Saltwater Pump Station, North of Bldg. 94	TG 8.6	
			Sewer Pump, Near Bldg. 705	TG 8.6	18
	02001		Aircraft Runway - Approximately 9000 feet	JTF	
	02002		Aircraft Parking Area	JTF	140,000 (sq. yds)
	02036		Small Boat Pier	JTF	
	02044		Air Terminal, South of Bldg. 287 (Proposed)	JTF	12,000
	02045		Parallel Taxiway and Midway Crossover	JTF	25,000 (sq. yds)
			Tennis Court, East of Bldg. 650	JTF	
			Miniature Golf, East of Bldg. 249	JTF	
			Pitch & Putt Golf, East of Bldg. 16	JTF	

3-57

VOL III
April 1969~~CONFIDENTIAL~~

TABLE 3-4

SPACE ALLOCATIONS

JOHNSTON ATOLL

STRUC. FAC. NO.	F&S ITEM NO.	SCIENTIFIC STATION	TITLE / USE	USER	SQ. FEET
			<u>MISCELLANEOUS</u> (Cont'd)		
			Baseball Diamond, North of Bldg. 22	JTF	
			Volleyball & Handball (site reserved), South of Bldg. 26	JTF	
			Small Craft Pier (Hikina Island)	JTF	
			Helipad (Not constructed to date) (Hikina Island)	JTF	
			Countdown Antennas (Space reserved on western- most corner of Hikina Island)	JTF	
			Small Craft Pier (Akau Island)	JTF	
			Helipad (Akau Island)	JTF	
	01121		Office & Lab Space (Space in Bldg. 190 has been proposed)	Univ. of	200
	80003		Rectifier Shelter - Near Bldg. 110	DTC	90
	80004		Washdown Pad, North of Bldg. 950	DTC	10,000

3.4 HAWAIIAN ISLANDS

The Space allocations at Damon Tract (including Honolulu Offices), Pearl Harbor, Hickam AFB, NAS Barbers Point, Test Readiness Facility - Kauai, Mauna Loa, and Maui are listed in Table 3-5.

Reference Vol. II, Appendix A - Site Plans, for structure/facilities to be constructed/installed Post-GO.

3-59

VOL III
April 1969

TABLE 3-5 SPACE ALLOCATIONS DAMON TRACT

STRUC. FAC. NO.	F&S ITEM NO.	SCIENTIFIC STATION	TITLE / USE	USER	SQ. FEET
	05006		<u>HONOLULU OFFICES</u> Office Building (531 Ohohia St., Honolulu)	TG 8.5 (H&N) TG 8.5 (AEC) TG 8.7 (USPHS) TG 8.1.4 (SANDIA)	20,364 3,680 1,020 1,088
	05006		Office Building (544 Ohohia St., Honolulu)	TG 8.5 (H&N)	14,000
			<u>DAMON TRACT</u>		
1			Office	TG 8.5 (H&N)	2,198
2	05001		Material Handling & Storage Space	TG 8.5 (H&N)	6,578
3	05001 06011		Material Handling & Storage Space Communications Shop	TG 8.5 (H&N)	10,316
4			Warehouse	TG 8.5 (H&N)	19,200
5			Maintenance	TG 8.5 (H&N)	26,900

TABLE 3-5

SPACE ALLOCATIONS

DAMON TRACT

STRUC. FAC. NO.	F&S ITEM NO.	SCIENTIFIC STATION	TITLE / USE	USER	SQ. FEET
7	05001		Material Handling & Storage Space	TG 8.5 (H&N)	19,200
10	05001		Material Handling & Storage Space	TG 8.5 (H&N)	10,225
20			Warehouse	TG 8.5 (H&N)	18,330
21			Warehouse	TG 8.5 (H&N)	18,330
22	05001		Material Handling & Storage Space	TG 8.5 (H&N)	18,300
23	05001		Material Handling & Storage Building	TG 8.5 (H&N)	7,230
				JTF-8	300
				JTF-8 - (USPHS)	300
				TG 8.1.3	300
				TG 8.1.4	10,000
25	05001		Material Handling & Storage Building	TG 8.5 (H&N)	19,836

3-61

VOL III
April 1969

TABLE 3-5

SPACE ALLOCATIONS

DAMON TRACT

STRUC. FAC. NO.	F&S ITEM NO.	SCIENTIFIC STATION	TITLE / USE	USER	SQ. FEET
26	05001		Material Handling & Storage Building	TG 8.5 (H&N)	18,300
33	05001		Material Handling & Storage Building	TG 8.5 (H&N)	3,600
37	05014		Rad-Safe Building	JTF-8	1,600

CONFIDENTIAL

TABLE 3-5

SPACE ALLOCATIONS

DAMON TRACT

STRUC. FAC. NO.	F&S ITEM NO.	SCIENTIFIC STATION	TITLE / USE	USER	SQ. FEET
			<u>TRAILERS</u>		
	05007		Offices (2)	JTF-8 (JHEG)	
	05007		Offices (10)	TG 8. 1. 1	5, 000
	05007		Offices (2)	TG 8. 1. 2	1, 000
	05007		Offices (4)	TG 8. 1. 4	2, 000
	05007		Offices (3)	TG 8. 1. 6	1, 500
	05007		Office (1)	TG 8. 5 (H&N)	500
	05007		Office (1)	TG 8. 7 (U of W)	
	05007		Offices (3)	TG 8. 7	1, 500
	05007		Message Center	JTF	
	06006				
	05007		Latrine (1)	JTF	500
	05007		Filter Center (1)	JTF	450

3-63

VOL III
April 1969

VOL II
April 1969

TABLE 3-5

SPACE ALLOCATIONS

DAMON TRACT

STRUC. FAC. NO.	F&S ITEM NO.	SCIENTIFIC STATION	TITLE / USE	USER	SQ. FEET
			<u>MISCELLANEOUS</u>		
	05013		Guard House (at entrance to Trailer Compound)	TG 8.5	
			Guard House (at entrance to Damon Tract)	TG 8.5	
	05010	95-13-1 thru 95-13-13	Island Wave Sensor Equipment Installations, Type III, for Oahu Island	TG 8.7	

3-64

CONFIDENTIAL

TABLE 3-5

SPACE ALLOCATIONS

PEARL HARBOR

STRUC. FAC. NO.	F&S ITEM NO.	SCIENTIFIC STATION	TITLE / USE	USER	SQ. FEET
20			Maintenance and Covered Storage	TG 8.3	5,274
			Open Storage	TG 8.3	12,000

~~CONFIDENTIAL~~
3-65

VOL III
April 1969

~~CONFIDENTIAL~~

VOL III
April 1969

3-66

TABLE 3-5

SPACE ALLOCATIONS

HICKAM AFB

STRUC. FAC. NO.	F&S ITEM NO.	SCIENTIFIC STATION	TITLE / USE	USER	SQ. FEET
7	07039		Barracks - 180-Man - Enlisted Men	TG 8.4	
T-928	07008		Barracks - Daytime Sleeping	TG 8.4	15,600
T-929	07008		Barracks - Daytime Sleeping	TG 8.4	15,600
T-937	07008		Barracks - Daytime Sleeping	TG 8.4	15,600
T-2040	07036		U-2 Office, Supply and Hangar Space	TG 8.4	
T-2045	07022		Personal Equipment Storage Building	TG 8.4	1,000
T-2060	07018		Hanger No. 2		
			<u>FIRST FLOOR</u>		
			101 Waiting Room	TG 8.1.3	117
			103 Security and Visitors Bureau	TG 8.1.3	561
			104 CQ and Duty Officer	TG 8.1.3	144
			112 Subtask A614	TG 8.1.3	272
			116 Subtask A628	TG 8.1.3	419
			117 Instrument Storage & Checkout	TG 8.1.3	507
			120 Support	TG 8.1.3	540
			121 Subtask A804	TG 8.1.3	198
			122 Subtask A804	TG 8.1.3	140
			123 Subtask A804 Lab Facility	TG 8.1.3	540
			124 Subtask A804	TG 8.1.3	189
			125 Subtask A804, Computer & Data Anal. Fac.	TG 8.1.3	437
			126 Subtask A804	TG 8.1.3	172
			127 Subtask A804	TG 8.1.3	228
			128 Subtasks A625 and A629	TG 8.1.3	1,230
			129 E8	8.	19

TABLE 3-5

SPACE ALLOCATIONS

HICKAM AFB

STRUC. FAC. NO.	F&S ITEM NO.	SCIENTIFIC STATION	TITLE / USE	USER	SQ. FEET
T-2060 (Cont'd)	07018		132 Programs	TG 8. 1. 3	1, 618
			133 Offices & Laboratory	JTF-8	2, 876
	06007		134 Offices and Screen Room	JTF-8	1, 400
	07018		135 T-1B	TG 8. 1. 3	784
			137 CO and Deputy	TG 8. 1. 3	253
			138 Operations	TG 8. 1. 3	966
			139 Technical Operations	TG 8. 1. 3	592
			140 Administration Mail and Reproduction	TG 8. 1. 3	484
			148 Subtask A909	TG 8. 1. 3	1, 000
			General Space - Hallways, Latrines, etc. Unassigned	JTF JTF	7, 322 4, 100
T-2060	81023		<u>SECOND FLOOR</u>	TG 8. 1. 7	27, 500
T-2060	81023		<u>THIRD FLOOR</u>	AFWTR	2, 500
T-2075	07034		Office Space		
			TCO Office	JTF-8	750
			Travel Office	TG 8. 5 (H&N)	130
			Badge Office	JTF-8	570
T-3059	07010		Warehouse		
			Storage	TG 8. 1. 1	4, 800
			Storage	TG 8. 1. 2	3, 200
			Storage	TG 8. 1. 4	2, 400
			Storage	TG 8. 1. 6	3, 200
			Storage and Office Storage	TG 8. 4 JTF	35, 200 2, 400

3-67

VOL III
April 1969

CONFIDENTIAL

VOL III
April 1969

3-68

TABLE 3-5

SPACE ALLOCATIONS

HICKAM AFB

STRUC. FAC. NO.	F&S ITEM NO.	SCIENTIFIC STATION	TITLE / USE	USER	SQ. FEET
	07010 (Cont'd)		Open Storage (Near T-3059)	TG 8.4	20,000
Unknown	07010		Inside Storage	TG 8.1.6	5,000
T-3118	07027		Storage	TG 8.1.3	10,000
				TG 8.1.3	
T-3207	07004		Office and Laboratory	TG 8.1.1	988
T-3208	07004		Office and Laboratory	TG 8.1.1	494
			Photo Laboratory	TG 8.1.6	494
T-3213			Latrine	JTF	446
T-3214	07005		Photo Laboratory	TG 8.1.6	988
T-3215	07005		Photo Laboratory	TG 8.1.6	988
T-3216	07005		Photo Laboratory	TG 8.1.6	988
T-3217	07005		Photo Laboratory	TG 8.1.6	988
T-3222	07023		Photo Laboratory	TG 8.1.6	1,060
T-3225	07015		Office and Conference Space	TG 8.4	
			101 Briefing Room		4,176
			102 Element Operations		288
			104 Element Operations		144
			105 Element Operations		288
			107 Communications Office		184
			108 Comptroller and Staff		440
			109 Air Ground Radio		336
			110 Computer		280
			111 Signal Security Offices		140

CONFIDENTIAL

TABLE 3-5

SPACE ALLOCATIONS

HICKAM AFB

STRUC. FAC. NO.	F&S ITEM NO.	SCIENTIFIC STATION	TITLE/ USE	USER	SQ. FEET
T-3225 (Cont'd)			115 AEC Scientific Deputy	TG 8.4	140
			116 Mail Room		115
			117 Director Administrative Services and Historian		115
			118 Administrative Offices		745
			119 Headquarters Commandant		280
			120 Chief of Supply		95
			121 Supply Superintendent		155
			122 Material		320
			123 Chief, Maintenance		144
			124 Director of Material		168
			129 Medical Examination		130
			130 Medical Office		130
			131 Chaplain		130
			132 Flight Safety		260
			135 Air Operations		230
			139 Communication Center		552
			140 Message Center		120
			141 Deputy Commander		159
			142 Executive Officer		159
			144 Commander		567
147 Operations Command Post	766				
150 Drafting	304				
151 AFTAC	624				
		Halls, Rest Rooms, etc.		3,127	
		Maintenance and Storage		3,020	
		Mechanical Equipment		1,152	
3237	07063		Service Building	TG 8.5 (H&N)	2,000
3248	07027		Laboratory and Office Space, Subtasks A610, A802, A804, A921, and A922	TG 8.1.3	1,200

3-69

VOL III
April 1969

TABLE 3-5

SPACE ALLOCATIONS

HICKAM AFB

STRUC. FAC. NO.	F&S ITEM NO.	SCIENTIFIC STATION	TITLE / USE	USER	SQ. FEET
	07027		Laboratory Building (Not constructed to date)	TG 8. 1. 3	5,000
			<u>TRAILERS</u>		
	07002		Associate Scientific Deputy (1)	JTF-8	450
	07002		Office (5)	TG 8. 1. 1	
	07002		Storage (3)	TG 8. 1. 1	1,500
	07002		Technical (8)	TG 8. 1. 1	
	07002		Office and Laboratory (5)	TG 8. 1. 2	2,000
	07002		Electrical Equipment (1)	TG 8. 1. 2	500
	07002		Data Reduction (1)	TG 8. 1. 2	500
	07002		Photo (1)	TG 8. 1. 2	500
	07002		Optical (1)	TG 8. 1. 2	500
	07002 07060		Machine Shop (2) (If Machine Shop Bldg. not constructed)	TG 8. 1. 2	1,000
	07002		Storage (2)	TG 8. 1. 2	
	07002		Office (4) (2 Double Trailers)	TG 8. 1. 2	
	07002		Laboratory (1)	TG 8. 1. 3	
	07002		70-mm B&W Process (1)	TG 8. 1. 3	

TABLE 3-5

SPACE ALLOCATIONS

HICKAM AFB

STRUC. FAC. NO.	F&S ITEM NO.	SCIENTIFIC STATION	TITLE / USE	USER	SQ. FEET
			<u>TRAILERS (Cont'd)</u>		
	07002		Still Laboratory (1)	TG 8.1.3	
	07002		16/35-mm B&W (1)	TG 8.1.3	
	07002		16/35-mm Neg/Positive Color (1)	TG 8.1.3	
	07002		16/35-mm Reversed Color (1)	TG 8.1.3	
	07002		60-mm Neg/Positive Color (1)	TG 8.1.3	
	07002		Technical (2)	TG 8.1.3	
	07027		Laboratory and Office (9)	TG 8.1.3	
	07041		Technical - Sited near Log Periodic Ionospheric Antennas, Subtask A611	TG 8.1.3	
	07002		Office (1)	TG 8.1.4	360
	07002		Office & Ready Room (1)	TG 8.1.4	360
	07002		Conference (2) (Double trailer)	TG 8.1.4	1,000
	07002		Technical (8)	TG 8.1.4	
	07002		Tracking FM/FM (1)	TG 8.1.4	360
	07002		Data Analysis & Ready Room (2) (Double trailer)	TG 8.1.4	1,000
	07002		Air Conditioning Units (1)	TG 8.1.4	80

~~CONFIDENTIAL~~
 3-71

~~CONFIDENTIAL~~

VOL III
April 1969

3-72

CONFIDENTIAL

TABLE 3-5

SPACE ALLOCATIONS

HICKAM AFB

STRUC. FAC. NO.	F&S ITEM NO.	SCIENTIFIC STATION	TITLE / USE	USER	SQ. FEET
			<u>TRAILERS (Cont'd)</u>		
	07002		Technical (3) (Currently at Sandia Base)	TG 8. 1. 4	
	07061		Simulator (1)	TG 8. 1. 4	289
	07002		Administration (1)	TG 8. 1. 6	500
	07002		Deputy Commander JTG 8. 1. 6	TG 8. 1. 6	500
	07002		Photo Instrument Electrical (2)	TG 8. 1. 6	1, 000
	07002		Photo Instrument Mechanical (1)	TG 8. 1. 6	500
	07002		Photo Instrument Plan (1)	TG 8. 1. 6	500
	07002		Timing & Firing Comm. (2)	TG 8. 1. 6	1, 000
	07002		EM & Optical (2)	TG 8. 1. 6	
	07002		Logistics Operations Support & Maintenance	TG 8. 1. 6	400
	07002		Logistic Support Personnel	TG 8. 1. 6	
	07002		Photo Maintenance (1)	TG 8. 1. 6	
	07002		Photo Loading (1)	TG 8. 1. 6	
	07002		Photo Processing (2)	TG 8. 1. 6	
	07002		Reports (1)	TG 8. 1. 6	

TABLE 3-5

SPACE ALLOCATIONS

HICKAM AFB

STRUC. FAC. NO.	F&S ITEM NO.	SCIENTIFIC STATION	TITLE / USE	USER	SQ. FEET
	07002		<u>TRAILERS (Cont'd)</u> Machine Shop (1)	TG 8. 1. 6	280
	07002		Flight Personnel (1)	TG 8. 1. 6	
	07002		Commander JTU 8. 4. 1 (1) (Adjacent to Bldg. 3225)	TG 8. 4	500
	07002		Commander JTU 8. 4. 2 (Adjacent to Bldg. 3225)	TG 8. 4	500
	07002		Commander JTU 8. 4. 4 (Adjacent to Bldg. 3225)	TG 8. 4	500
	07002		Offices (2) (Double Trailer)	TG 8. 4	
	07002		Aircraft Maintenance (On Flight Line) (2)	TG 8. 4	724
	07002		Diagnostic (2) (Double Trailer)	TG 8. 4	
	07002		Personal Equipment (1)	TG 8. 4	400
	07002		Rad Safe (1) (Adjacent to Bldg. 3225)	TG 8. 4	500
	07002		Security (1) (Adjacent to Bldg. 3225)	TG 8. 4	500
	07002		Ballistic Safety Evaluation Group (Adjacent to Bldg. 3225)	TG 8. 4	500
	07002		Technical (2) (Adjacent to Bldg. 3225)	TG 8. 4	
	07024		Flight Line Monitoring (3) (At east end of Runway 7-25)	TG 8. 4	1,560

VOL III
April 1969

~~CONFIDENTIAL~~
3-74

TABLE 3-5

SPACE ALLOCATIONS

HICKAM AFB

STRUC. FAC. NO.	F&S ITEM NO.	SCIENTIFIC STATION	TITLE/ USE	USER	SQ. FEET
			<u>TRAILERS (Cont'd)</u>		
	07002		Office Trailer (1)	TG 8.5 (H&N)	500
	07002		Office & Drafting (2)	Gen. Dyn.	
	07002		Conference (2) (Double Trailer)	JTF	1,000
	07002		Joint Ready Room (1)	JTF	500
	07002 06016		Communications (1)	JTF	240
	07002		Radio Maintenance (1)	JTF	280
	07002		Telephone (1)	JTF	192
	07002		Latrines (2)	JTF	800

~~CONFIDENTIAL~~

TABLE 3-5

SPACE ALLOCATIONS

HICKAM AFB

STRUC. FAC. NO.	F&S ITEM NO.	SCIENTIFIC STATION	TITLE / USE	USER	SQ. FEET
			<u>MISCELLANEOUS</u>		
	07006		Aircraft Parking (6 each NC-135A) - JTG: 8.1.1 (1), 8.1.2 (1), 8.1.3 (3), 8.1.4 (1)		240,000
	07006		Aerospace Ground Equipment Parking Area	JTF	6,000
	07045		Aircraft Parking (KC-135)	TG 8.1.1	
	07002 07060		Machine Shop	TG 8.1.2	1,200
	07041	95-3-16	Log Periodic Antennas (3), Subtask A611	TG 8.1.3	
	07043	95-3-17	Riometer Station, Subtask A628	TG 8.1.3	
	07002		FSP Shed (In Trailer Compound)	TG 8.1.4	200
	07068		Radar/DME Facility (Mauna Kapu, Oahu)	TG 8.1.4	16
	07061		Simulator Station	TG 8.1.6	96
	07024		8-Man Tents (2), East end of Taxiway 7	TG 8.4	1,024
	07024		Wash -Car, East end of Taxiway 7	TG 8.4	192
	07029		JP-4 Settling Tank	TG 8.4	
	07031		Aircraft Wash Rack	TG 8.4	

3-75

VOL III
April 1969

VOL III
April 1969

3-76

TABLE 3-5

SPACE ALLOCATIONS

HICKAM AFB

STRUC. FAC. NO.	F&S ITEM NO.	SCIENTIFIC STATION	TITLE / USE	USER	SQ. FEET
			<u>MISCELLANEOUS (Cont'd)</u>		
	07033		Engine Trim & Checkout Pad	TG 8.4	39,375
	07035		Aircraft Parking (38 Aircraft)	TG 8.4	
	07038		Maintenance Control Space in Camron M/C	TG 8.4	225
	07058		Guardhouses (2), Near Bldg. T-3225	AEC	76
			Emergency Generator for Bldg. T-3225	TG 8.4	
			Vehicle Dispatch, Near Bldg. T-3225	TG 8.4	128

~~CONFIDENTIAL~~

TABLE 3-5

SPACE ALLOCATIONS

NAS BARBERS POINT

STRUC. FAC. NO.	F&S ITEM NO.	SCIENTIFIC STATION	TITLE/ USE	USER	SQ. FEET
45	10005		Barracks - Enlisted Men's	TG 8. 4	
286	09006		Payload Storage and Backup Rocket Motor Storage	TG 8. 1. 4	5, 040
287	06005		HF SSB Facility	TG 8. 4	1, 550
947	10015		Control Center (Roof of Bldg. 947)	JTF	100
1682	09001		Assembly Building	JTF	5, 921
1683	10015		Guardhouse, East of Bldg. 1682	JTF	64
1684	09001		Substation	TG 8. 5	
1685	09002		Power Shelter	8. 1. 4/8. 4	96
1688	10015		Guard House, In Secure Trailer Compound	JTF	64
1689	09003		Substation	TG 8. 5	
1711 & 1712	09010		Transshipment Magazines (2), Plus (2) Not Yet Constructed	TG 8. 1. 4	1, 728
1730	09014		Mission Support Kit (MSK) Storage Building	TG 8. 4	4, 000
1731	09014		Maintenance Shelter	TG 8. 4	450
1732	09013		Weapons Handling Equipment (WHE) Building	TG 8. 4	3, 200

3-77

VOL III
April 1969

TABLE 3-5

SPACE ALLOCATIONS

NAS BARBERS POINT

STRUC. FAC. NO.	F&S ITEM NO.	SCIENTIFIC STATION	TITLE / USE	USER	SQ. FEET
1733	09023		Staging Equipment Storage Building	TG 8.1.4	3,920
1734	10019		Service Bldg.	TG 8.5 (H&N)	2,000
1735	09020 09020		Companion Test Vehicle (CTV) Building Antennas (9) (Roof of Bldg. 1735)	TG 8.1.4 TG 8.1.4	1,500
	10007		Shop Space (Use Existing Navy Shops)	TG 8.4	
	10016		JP-4 Refueling (13,500 BBL Settling Tank)	JTF	

TABLE 3-5

SPACE ALLOCATIONS

NAS BARBERS POINT

STRUC. FAC. NO.	F&S ITEM NO.	SCIENTIFIC STATION	TITLE / USE	USER	SQ. FEET
			<u>TRAILERS</u>		
	09003		Security (1)	JTF-8	500
	09003		Office (1) and Technical (1) (Double Trailer)	TG 8. 1. 1	1, 000
	09003		Technical (1) (J-16-4)	TG 8. 1. 1	500
	09003		Laboratory (1)	TG 8. 1. 1	500
	09003		Offices (2) (Double Trailer)	TG 8. 1. 2	1, 000
	09003		Hazards Control (1)	TG 8. 1. 2	
	09003		Technical (1)	TG 8. 1. 2	500
	09003		Office (1) and Laboratory (1) (Double Trailer)	TG 8. 1. 4	1, 500
	09003		Office (2) (Double Trailer)	TG 8. 1. 4	
	09003		Technical Photo (1)	TG 8. 1. 4	128
	09003		Duty Officer (1)	TG 8. 1. 4	128
	09003		Technical (4)	TG 8. 1. 4	1, 400
	09003		Bunk & Locker	TG 8. 1. 4	500
	06005		Transceiver Van (near Bldg. 287)	TG 8. 4	400

3-79

VOL III
April 1969

VOL III
April 1969

3-80

~~CONFIDENTIAL~~

~~CONFIDENTIAL~~

TABLE 3-5

SPACE ALLOCATIONS

NAS BARBERS POINT

STRUC. FAC. NO.	F&S ITEM NO.	SCIENTIFIC STATION	TITLE / USE	USER	SQ. FEET
			<u>TRAILERS (Cont'd)</u>		
	09003		Office (1)	TG 8.4	500
	09003		Operations MCC (3)	TG 8.4	672
	09003		Instrument Repair & Photo Processing (1)	TG 8.4	320
	09003		Maintenance Crew (2)	TG 8.4	1,000
	09003		Field Office (1)	TG 8.5 (H&N)	240
	09003		Latrines (2)	JTF	775
	09003		Joint Conference (2) (Double Trailer)	JTF	1,000
	09003 06004		Communications/Message Center (1)	JTF	280
	09003		Telephone (1)	JTF	280
	09003		Bunk (1)	JTF	400

TABLE 3-5

SPACE ALLOCATIONS

NAS BARBERS POINT

STRUC. FAC. NO.	F&S ITEM NO.	SCIENTIFIC STATION	TITLE / USE	USER	SQ. FEET
			<u>MISCELLANEOUS</u>		
	09002		Loading & Maintenance Area Facility	TG 8. 1. 4/ 8. 4	21, 400 (sq. yds)
	09002		Aerospace Ground Equipment Parking Space	TG 8. 4	2, 340
	09002		40-Car Parking Lot (East of Bldg. 1682)	JTF	4, 575
	09002		15-Car Parking Lot (South of Bldg. 1730)	JTF	3, 250
	10015		Guard House - West of Secure Trailer Compound	JTF	36
	10020		53-Car Parking Lot - North of Secure Trailer	JTF	
	09003		Compound		
	09003		Generator Shelter	JTF	50
	09003		Womens Latrine	JTF	100

3-81

VOL III
April 1969

VOL III
April 1969

3-82

TABLE 3-5 SPACE ALLOCATIONS TEST READINESS FACILITY-KAUAI

STRUC. FAC. NO.	F&S ITEM NO.	SCIENTIFIC STATION	TITLE / USE	USER	SQ. FEET
7	11007		Rocket Motor Storage Caves	TG 8. 1. 4	1, 059
10	11007		Rocket Motor Storage Caves	TG 8. 1. 4	1, 059
651	11019		Balloon Release Station #2	TG 8. 1. 4	162
656	11013		Rocket Assembly Bldg.	TG 8. 1. 4	1, 368
659	11006		Igniter Checkout Bldg.	TG 8. 1. 4	81
661	11013		Rocket Assembly Bldg.	TG 8. 1. 4	1, 368
	11013		Rocket Assembly Bldg. (2) (Not constructed to date; possibly a third will be required)	TG 8. 1. 4	2, 736
662	11019		Rawidar Station Trailer Dock	TG 8. 1. 4	400
664	11019		Balloon Release Station #1	TG 8. 1. 4	162
666	11003		HRT Amplidyne Shelter	TG 8. 1. 4	42
668	11020		Dynamic Balancing Machine Facility	TG 8. 1. 4	594
669	12001		Warehouse	TG 8. 1. 1/ 8. 1. 2/ 8. 1. 4 JTF	820 820 680 920
671	12007		Payload Preparation Bldg.	TG 8. 1. 4	1, 125
675	11015		Signal Cable Termination Shelter	TG 8. 1. 4	392
684	11010		Pump Site	TG 8. 1. 4	24

CONFIDENTIAL

TABLE 3-5

SPACE ALLOCATIONS

TEST READINESS FACILITY-KAUAI

STRUC. FAC. NO.	F&S ITEM NO.	SCIENTIFIC STATION	TITLE / USE	USER	SQ. FEET
			<u>TRAILERS</u>		
	13003		Message Center (1)	JTF	
	11023		Assembly Area (1)	TG 8.1.1	
	11023		Office & Lab (3)	TG 8.1.1	
	11023		Technical (1)	TG 8.1.1	
	11023		Machine Shop & Assembly Area	TG 8.1.2	
	11023		Electronics Shop & Rocket Checkout	TG 8.1.2	
	11008		Photo (1), Subtask A804	TG 8.1.3	192
	11008		Water (1)	TG 8.1.3	
	11008		Electrical (1)	TG 8.1.3	192
	11023		Conference (1) - 2 Portacamps	TG 8.1.4	400
	11023		Payload Control (1)	TG 8.1.4	
			ME-16 (1)	TG 8.1.4	256
	11023		Radar Control and Radar Work Shop (2) - At	TG 8.1.4	500
	11019		Rawidar Complex		
	11023		Ground Station Work Area (2)	TG 8.1.4	

~~CONFIDENTIAL~~
 3-83

VOL III
 April 1969

~~CONFIDENTIAL~~

VOL III
April 1969

3-84

TABLE 3-5 SPACE ALLOCATIONS TEST READINESS FACILITY-KAUAI

STRUC. FAC. NO.	F&S ITEM NO.	SCIENTIFIC STATION	TITLE / USE	USER	SQ. FEET
			<u>TRAILERS (Cont'd)</u>		
	11023		Payload Assembly (1)	TG 8. 1. 4	
	11003	97-4-59	HRT Tracking (5)	TG 8. 1. 4	
	11023		HRT Ground Storage/Environment Storage (2)	TG 8. 1. 4	
	11023	97-4-48	Receiving and Recording (1)	TG 8. 1. 4	
	11023	97-4-49	Firing and Control (1)	TG 8. 1. 4	
	11023	97-4-50	Command (1)	TG 8. 1. 4	
	11023		Darkroom (1)	TG 8. 1. 4	
	11023	97-4-56	AME/DME Tracking (1)	TG 8. 1. 4	
	11023		Computer (1)	TG 8. 1. 4	
	11023		Work Area (1)	TG 8. 1. 4	
	11023		Offices (4)	TG 8. 1. 4	
	11023		Payload Checkout Lab (2)	TG 8. 1. 4	
	11023		Timing (1)	TG 8. 1. 6	
	11023		Telephone Equipment (1)	TG 8. 5 (Haw. Tel.)	280
	11023		Communication	TG 8. 5 & N	

CONFIDENTIAL

TABLE 3-5

SPACE ALLOCATIONS

TEST READINESS FACILITY-KAUAI

STRUC. FAC. NO.	F&S ITEM NO.	SCIENTIFIC STATION	TITLE/ USE	USER	SQ. FEET
			<u>MISCELLANEOUS</u>		
	12013		Warehouse	TG 8. 1. 1	2,000
	11008	97-3-1	Camera Bldg., Subtask A804	TG 8. 1. 3	640
	11008		Transportainer	TG 8. 1. 3	64
	11008		Quarters, Tent	TG 8. 1. 3	512
	11008		Generator Shelter	TG 8. 1. 3	224
	11008		Fuel Rack	TG 8. 1. 3	68
	11008		Chemical Toilet	TG 8. 1. 3	16
	11008	97-3-2	Observation Bldg., Subtask A802	TG 8. 1. 3	600
	11008		Generators (2)	TG 8. 1. 3	
	11003	97-4-59	HRT Tracking Antennas (6)	TG 8. 1. 4	
	11010	97-4-15, 19, 23, 27	Launchers - Universal (4)	TG 8. 1. 4	
	11010	97-4-1 thru 14, 16 thru 18, 20, 21, 22, 24, 25, 26, 28, 29, 30	Launchers - HAD Type (26)	TG 8. 1. 4	

3-85

VOL III
April 1969

CONFIDENTIAL

TABLE 3-5

SPACE ALLOCATIONS TEST READINESS FACILITY-KAUAI

STRUC. FAC. NO.	F&S ITEM NO.	SCIENTIFIC STATION	TITLE / USE	USER	SQ. FEET
			<u>MISCELLANEOUS</u> (Cont'd)		
	11010	97-4-32 thru 40	Launchers (Unassigned) (9)	TG 8.1.4	
	11018	97-4-60	AME Field - 16 Antennas		
	11019	97-4-61	Rawidar Complex (1)	TG 8.1.4	
	11019		Radar Target Pole	TG 8.1.4	
	11025		Rocket Motor Staging & Holding Area - South of Bldg. 661	TG 8.1.4	2,800
	11025		Rocket Motor Staging & Holding Area (Not constructed to date)	TG 8.1.4	3,200
	12012		Maintenance & Service Building	TG 8.1.4	1,320
			Boresite	TG 8.1.4	
			Storage Sheds (2)	TG 8.1.4	
			Water Tanks (2)	TG 8.1.4	
	11024		Substation - 1 Main and 3 Secondary	TG 8.5	
	11021	97-13-1 thru -7	Island Wave Sensor Equipment Sites (7)	TG 8.7 (DRL)	
	11021		Office & Shop - Near Nawili	TG 8.7	400
	11023		Guard House	TF	

VOL III
April 1969

3-86

CONFIDENTIAL

TABLE 3-5

SPACE ALLOCATIONS

HAWAII

STRUC. FAC. NO.	F&S ITEM NO.	SCIENTIFIC STATION	TITLE / USE	USER	SQ. FEET
	17002		Simulator Building	TG 8.1.6/ 8.1.4	416
	17011	104-4-1	Camera Building	TG 8.1.4	168
			<u>TRAILERS</u>		
	17009		Trailer, Subtask A620	TG 8.1.3	
	17002		Campers (2)	TG 8.1.4	192
	17002		Simulator Support	TG 8.1.4	288
	17002		Photo Instrumentation	TG 8.1.6	450
	17002		Bunking	TG 8.1.6/ 8.1.4	500
	17002		Communications Maintenance	TG 8.5	96
	17002		Mess	TG 8.5	500
	17002		Maintenance	TG 8.5	128
			<u>MISCELLANEOUS</u>		
	17007		Antennas (13)	TG 8.5	
	17010	104-13-1 thru 9	Island Wave Sensor Equipment, Type III	TG 8.7 (DRL)	
	17010		Office & Shop (at Kailua)	TG 8.7 (DRL)	400

3-87

VOL III
April 1969

TABLE 3-5

SPACE ALLOCATIONS

MAUI

STRUC. FAC. NO.	F&S ITEM NO.	SCIENTIFIC STATION	TITLE/ USE	USER	SQ. FEET
M-1010	14003	98-1-1	Optical Station	TG 8. 1. 1/ 8. 1. 6 8. 1. 4	2, 075 210
Top of M-1010	14003		Observation Platform & Mechanical Platform	TG 8. 1. 1	
			<u>TRAILERS</u>		
	14003		Unspecified (3)	TG 8. 1. 1	4, 500
	14006		Airborne Ionospheric Observatory (1), Subtask A610	TG 8. 1. 3	
	14003		Unspecified (1)	TG 8. 1. 4	
	14003		Bunk & Kitchen	TG 8. 1. 1/ 8. 1. 4/ 8. 1. 6	500
	14003		Photo-Instrumentation (2)	TG 8. 1. 6	1, 000
			<u>MISCELLANEOUS</u>		
	14003	98-1-2	Photo Bldg.	TG 8. 1. 1	81
	14003		Warehouse	TG 8. 1. 1	
	14006	98-3-1	Antennas, Airborne Ionospheric Observation, Subtask A610	TG 8. 1. 3	

~~CONFIDENTIAL~~

TABLE 3-5

SPACE ALLOCATIONS

MAUI

STRUC. FAC. NO.	F&S ITEM NO.	SCIENTIFIC STATION	TITLE / USE	USER	SQ. FEET
			<u>MISCELLANEOUS (Cont'd)</u>		
	14008	98-3-2	Antenna, Ionospheric Sounding, Subtask A616	TG 8. 1. 3	
	14003		Guard Shack	TG 8. 5	64
	14003		Generator Shed	TG 8. 5	368
	16002		VHF / FM Antennas	TG 8. 5	
	14012		Office & Shop (At Kihei)	TG 8. 7 (DRL)	400
	14012	98-13-1 thru 5	Island Wave Sensor Equipment, Type III	TG 8. 7	

3-89

VOL III
April 1969

~~CONFIDENTIAL~~

THIS PAGE IS INTENTIONALLY LEFT BLANK

~~CONFIDENTIAL~~

3.5 KIRTLAND AFB

The Space Allocations at Kirtland AFB are listed in Table 3-6.

Reference Vol. II, Appendix A - Site Plans, for structure/facilities to be constructed/installed Post-GO.

3-91

CONFIDENTIAL

CONFIDENTIAL

VOL III
April 1969

TABLE 3-6

SPACE ALLOCATIONS

KIRTLAND AFB

STRUC. FAC. NO.	F&S ITEM NO.	SCIENTIFIC STATION	TITLE / USE	USER	SQ. FEET
			<u>TRAILERS</u>		
	18001		Office (2)	TG 8. 1. 1	1, 040
	18001		Office/Lab. (1)	TG 8. 1. 1	500
	18001		Lab (1)	TG 8. 1. 1	320
	18001		Personal Equipment (1)	TG 8. 1. 1	280
	18001		Storage (1)	TG 8. 1. 1	400
	18001		Office (2)	TG 8. 1. 2	1, 040
	18001		Drafting (1)	TG 8. 1. 2	240
	18001		Data Reduction (1)	TG 8. 1. 2	240
	18001		Electronic (1)	TG 8. 1. 2	280
	18001		Photo (1)	TG 8. 1. 2	240
	18001		Electronic Storage (1)	TG 8. 1. 2	240
	18001		Mechanical (2)	TG 8. 1. 2	480
	18001		Machine Shop (1)	TG 8. 1. 2	240
	18001		Personal Equipment & Storage	TG 8. 1. 2/ 8. 1. 6	520

CONFIDENTIAL

TABLE 3-6

SPACE ALLOCATIONS

KIRTLAND AFB

STRUC. FAC. NO.	F&S ITEM NO.	SCIENTIFIC STATION	TITLE/ USE	USER	SQ. FEET
			<u>TRAILERS (Cont'd)</u>		
	18001		PDS (1)	TG 8.1.4	520
	18001		Data Reduction (1)	TG 8.1.4	400
	18001		DME (1)	TG 8.1.4	520
	18001		Tracking (1)	TG 8.1.4	175
	18001		Antenna (1)	TG 8.1.4	144
	18001		East FM FM/West HRT (1)	TG 8.1.4	520
	18001		East AM Fidu/West Tracking (1)	TG 8.1.4	520
	18001		Storage (1)	TG 8.1.4	320
	18001		Free Space Probe (1)	TG 8.1.4	400
	18001 18008		Simulator (1) (Moves to Hickam for operations)	TG 8.1.4	289
	18001		Laboratory (1)	TG 8.1.4	
	18001		Radio Metrics Office/Storage (1)	TG 8.1.6	450
	18001		T&C Office/Lab (2)	TG 8.1.6	1,040
	18001		Operations (1)	TG 8.1.6	500
	18001		Photo Electric (1)	TG 8.1.6	500

~~CONFIDENTIAL~~

3-93

VOL III
April 1969~~CONFIDENTIAL~~

TABLE 3-6

SPACE ALLOCATIONS

KIRTLAND AFB

STRUC. FAC. NO.	F&S ITEM NO.	SCIENTIFIC STATION	TITLE / USE	USER	SQ. FEET
			<u>TRAILERS (Cont'd)</u>		
	18001		Photo Mockup (1)	TG 8. 1. 6	256
	18001		Photo Planning (1)	TG 8. 1. 6	500
	18001		Photo Loading (1)	TG 8. 1. 6	240
	18001		Photo Mechanical	TG 8. 1. 6	500
	18001		Radio Metrics Lab (1)	TG 8. 1. 6	520
	18001		Machine Shop (1)	TG 8. 1. 6	
	18001		Office (1)	TG 8. 4	500
	18001		Office/Drafting (1) (Moves to Hickam for Operations)	Gen. Dyn.	500
	18001		Drafting (1)	Gen. Dyn.	500
	18001		Work Shop (1)	Gen. Dyn.	500
	18001		Latrine - Men & Women (1)	JTF	520

CONFIDENTIAL

TABLE 3-6

SPACE ALLOCATIONS

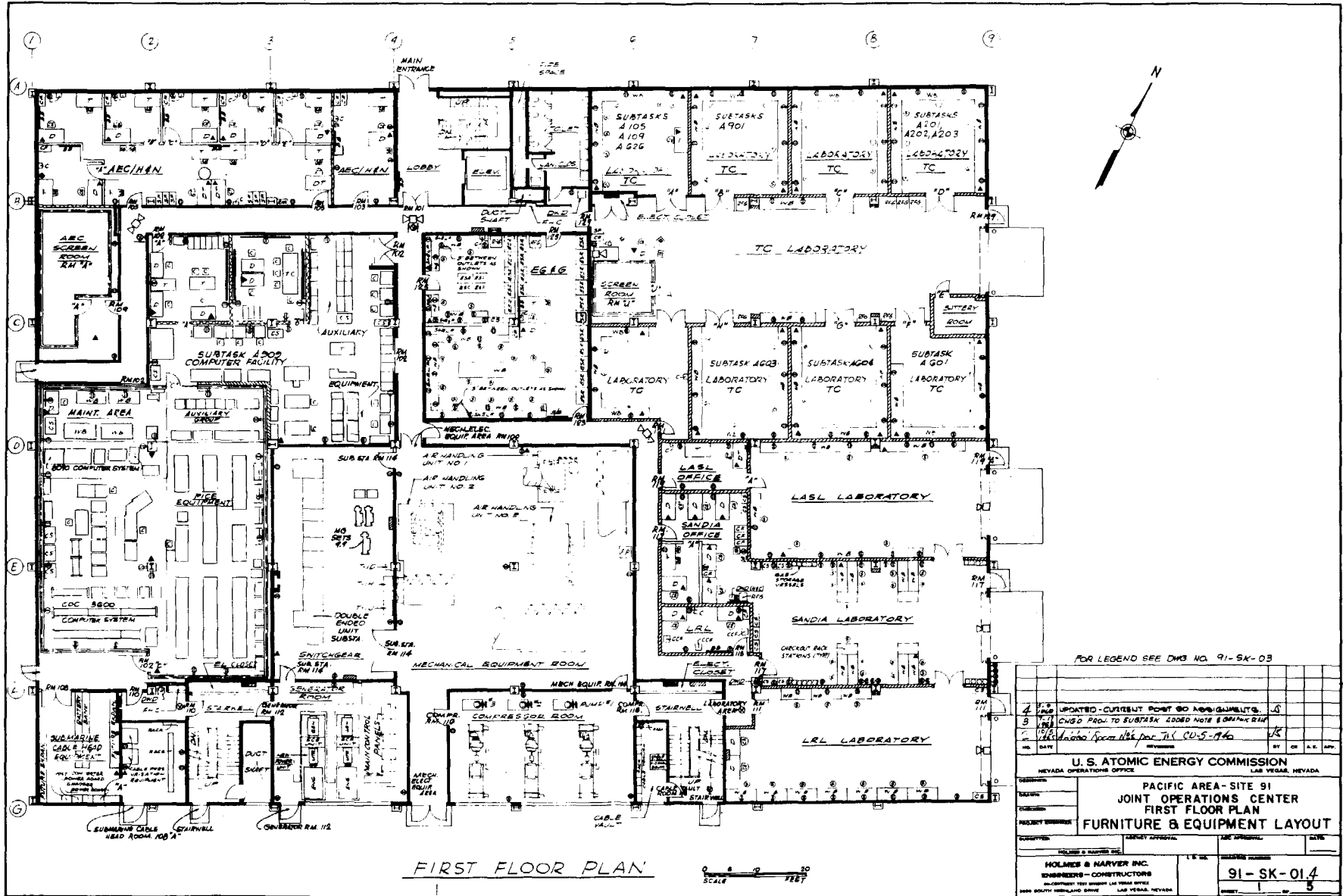
KIRTLAND AFB

STRUC. FAC. NO.	F&S ITEM NO.	SCIENTIFIC STATION	TITLE / USE	USER	SQ. FEET
			<u>MISCELLANEOUS</u>		
	18011		LAPQ-1 Radar Work Shop	TG 8.1.2	1,152
	18008		Simulator Shed	TG 8.1.6	96
	19007		Storage Building	TG 8.1.6	960
	18012		Shop & Storage Bldg. (For NC-135 Maintenance)	Gen. Dyn.	1,000
	18001		Guard House	JTF	
	19001		AGE Parking Area	JTF	
	19001		Aircraft Parking Area (NC-135's)	JTF	97,200
	19004		Maintenance & Warehouse Building	JTF	960
	19008		Substation (West of Trailer Park)	JTF	

3-95

VOL III
April 1969

CONFIDENTIAL



FOR LEGEND SEE DWG NO. 91-SK-03

4	1.5	UPDATED - CURRENT POINT TO ASSIGNMENTS.	JK
3	1.0	CHGD PROJ TO SUBTASK 2000 NOTE 8 CHANGE BLDG	JK
2	1.0	REVISIONS	JK
1	1.0	REVISIONS	JK
NO.	DATE	REVISIONS	BY OR A.E. APP.

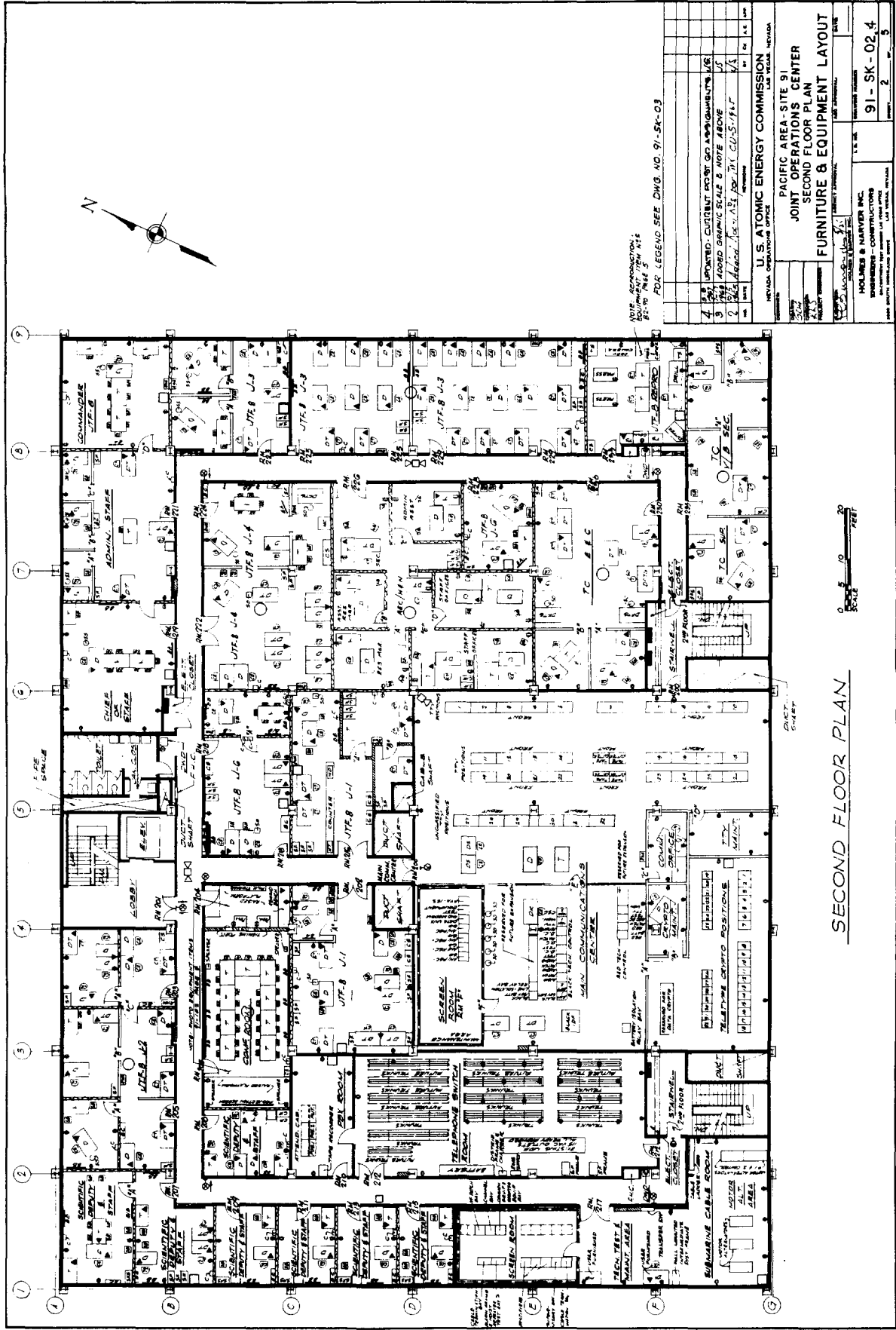
U. S. ATOMIC ENERGY COMMISSION
NEVADA OPERATIONS OFFICE LAS VEGAS, NEVADA

PROJECT:	PACIFIC AREA - SITE 91 JOINT OPERATIONS CENTER FIRST FLOOR PLAN FURNITURE & EQUIPMENT LAYOUT
PROJECT NUMBER:	
DESIGNER:	PROJECT SPECIALIST:
CHECKED BY:	DATE:

HOLMES & HARVEY INC. ENGINEERS - ARCHITECTS 2400 SOUTH BURNING WOOD DRIVE LAS VEGAS, NEVADA	L. E. NO. 91 - SK - 01.4 SHEET 1 OF 3
--	--

FIGURE 3-1 FIRST FLOOR, JOINT OPERATIONS CENTER

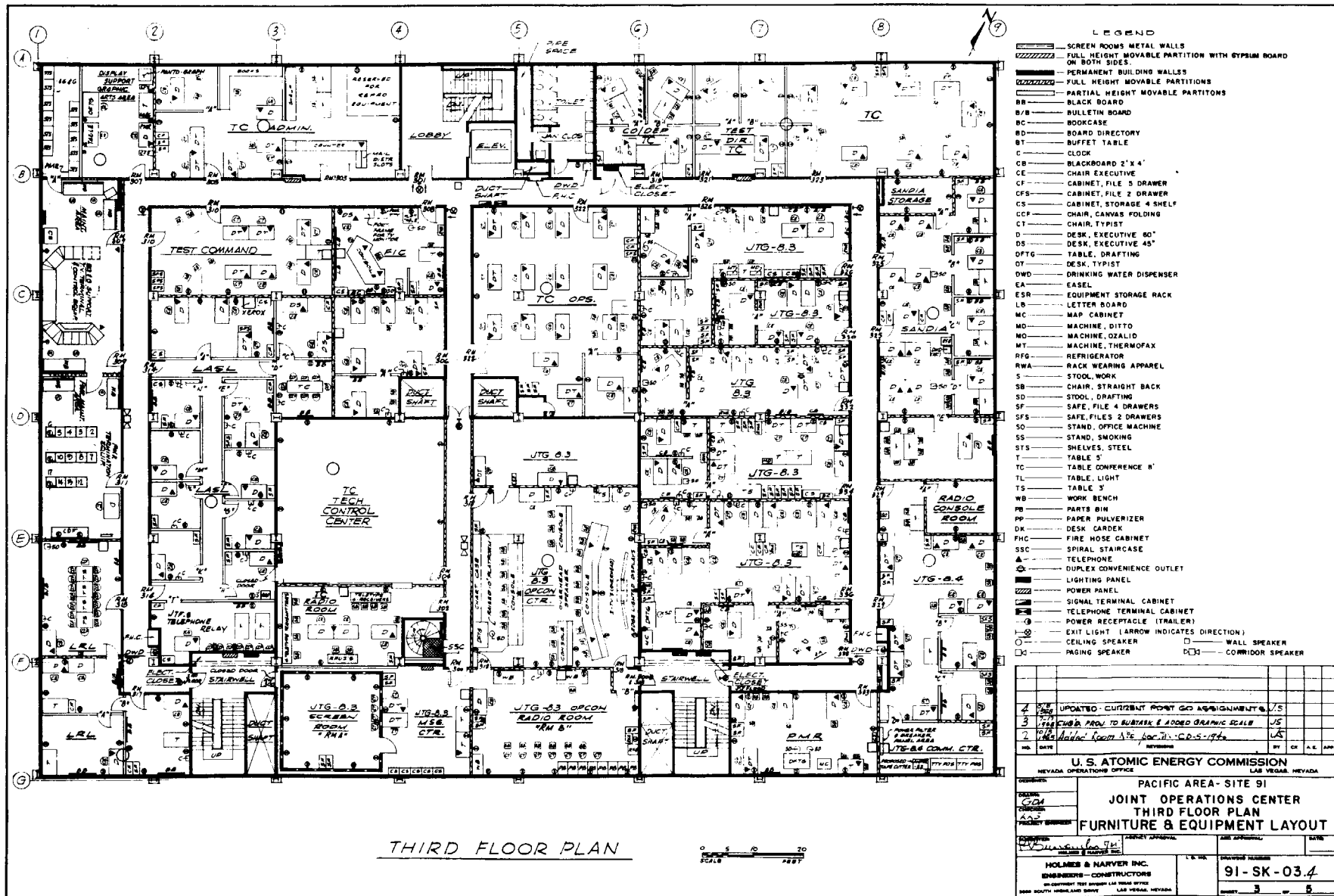
CONFIDENTIAL

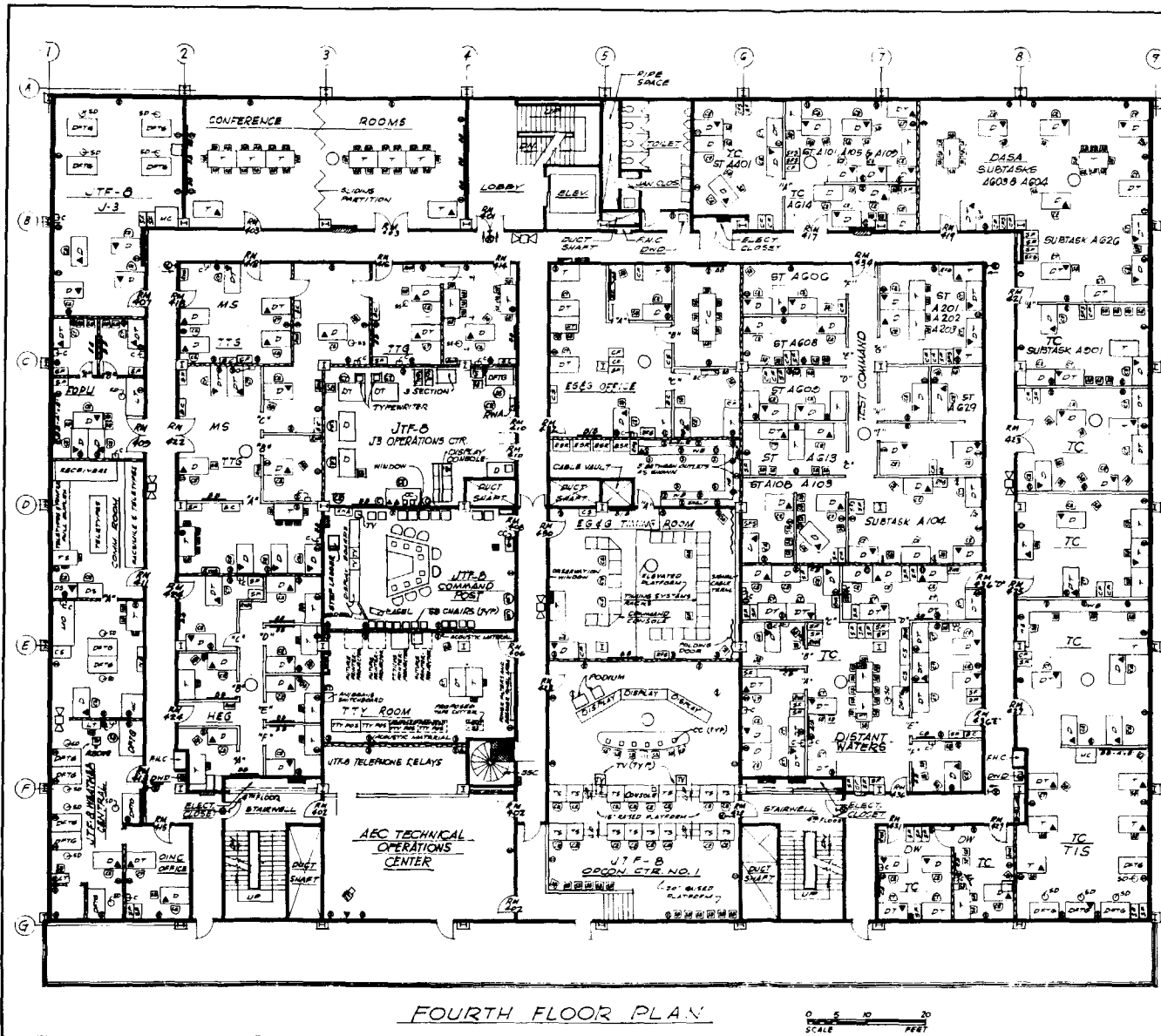


3-97

FIGURE 3-2 SECOND FLOOR, JOINT OPERATIONS CENTER

CONFIDENTIAL





NOTE

TEMPORARY OCCUPANCY FOR EXERCISE LAPWING

1. Room 402 - Scientific Deputy
2. Room 407 - CJTG 8.7.
3. Room 418 and Room 422 - Scientific Deputy & Staff
4. Room 420, Room 431 and Room 436 - TC - MIGHTY SKY / Associated Scientific Deputy for 3/A.

FOR LEGEND SEE DWG NO. 91-SK-03

1	REV	UPDATED - CURRENT POINT TO ASSIGNMENTS	JS
3	REV	CHANGED PROJECTS TO SUBTASKS & CAME NICK NUMBER	JS
2	REV	ADDED ROOM A100 DOOR TRX CO-5-10%	JS
1	REV	ISSUED	JS

U. S. ATOMIC ENERGY COMMISSION
NEVADA OPERATIONS OFFICE
LAS VEGAS, NEVADA

PACIFIC AREA - SITE 91
JOINT OPERATIONS CENTER
FOURTH FLOOR PLAN
FURNITURE & EQUIPMENT LAYOUT

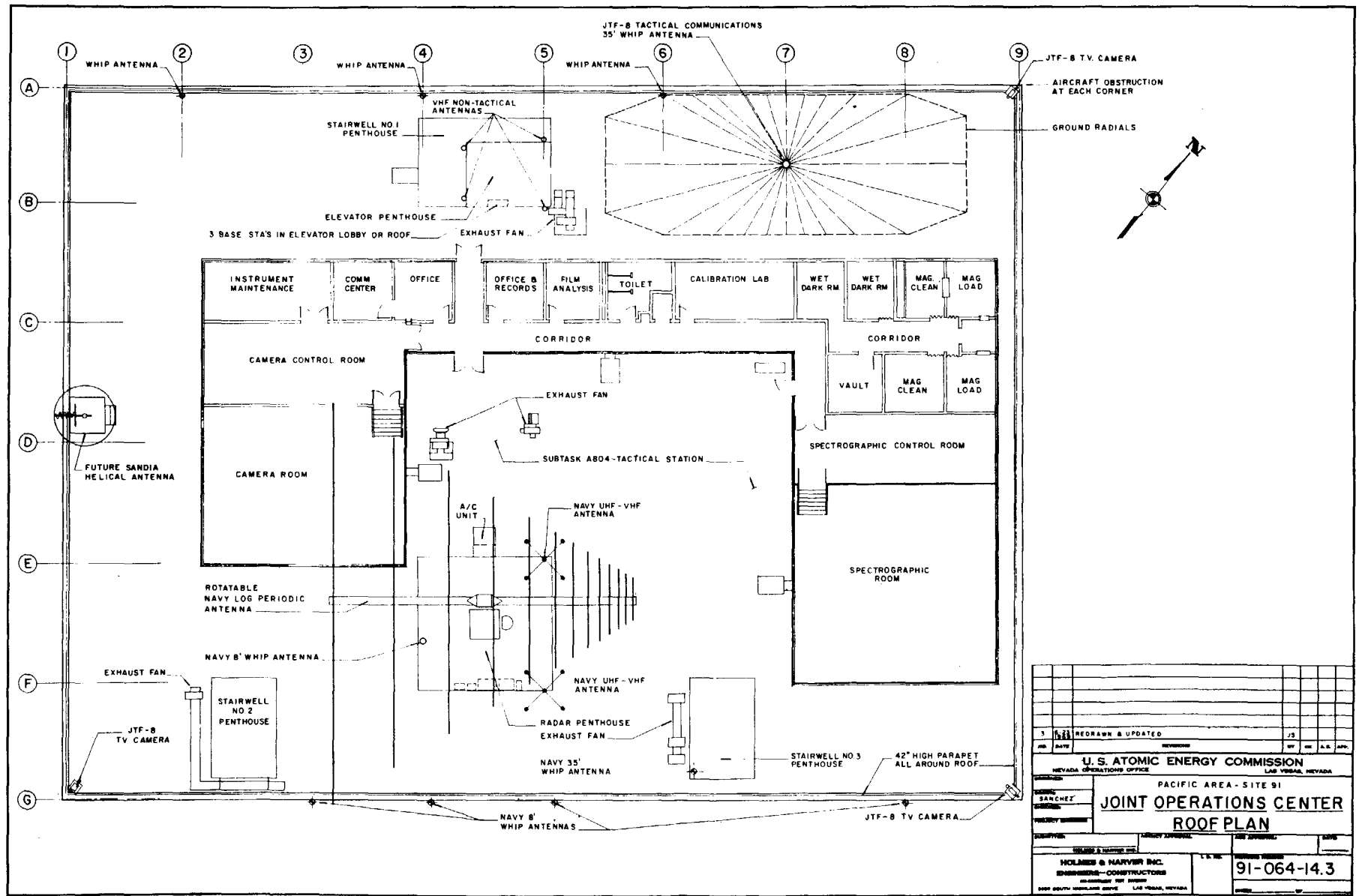
HOLMES & HARVEY INC.
ENGINEERS - ARCHITECTS
1000 SOUTH MAIN STREET
LAS VEGAS, NEVADA

PROJECT NUMBER: 91-SK-04.5
SHEET: 4 OF 5

FOURTH FLOOR PLAN



FIGURE 3-4 FOURTH FLOOR, JOINT OPERATIONS CENTER



3	1/8/68	REDRAWN & UPDATED				
NO.	DATE	REVISION	BY	CHK.	A.P.P.	
U.S. ATOMIC ENERGY COMMISSION NEVADA OPERATIONS OFFICE LAS VEGAS, NEVADA						
PACIFIC AREA - SITE 91 JOINT OPERATIONS CENTER ROOF PLAN						
DESIGNED BY	CHECKED BY		DATE			
HOLMES & HAYNER INC. ENGINEERS-CONSTRUCTORS 6000 SOUTH HIGHLAND DRIVE LAS VEGAS, NEVADA	PROJECT NO.		SHEET NO.		91-064-14.3	

FIGURE 3-5 ROOF STRUCTURE, JOINT OPERATIONS CENTER

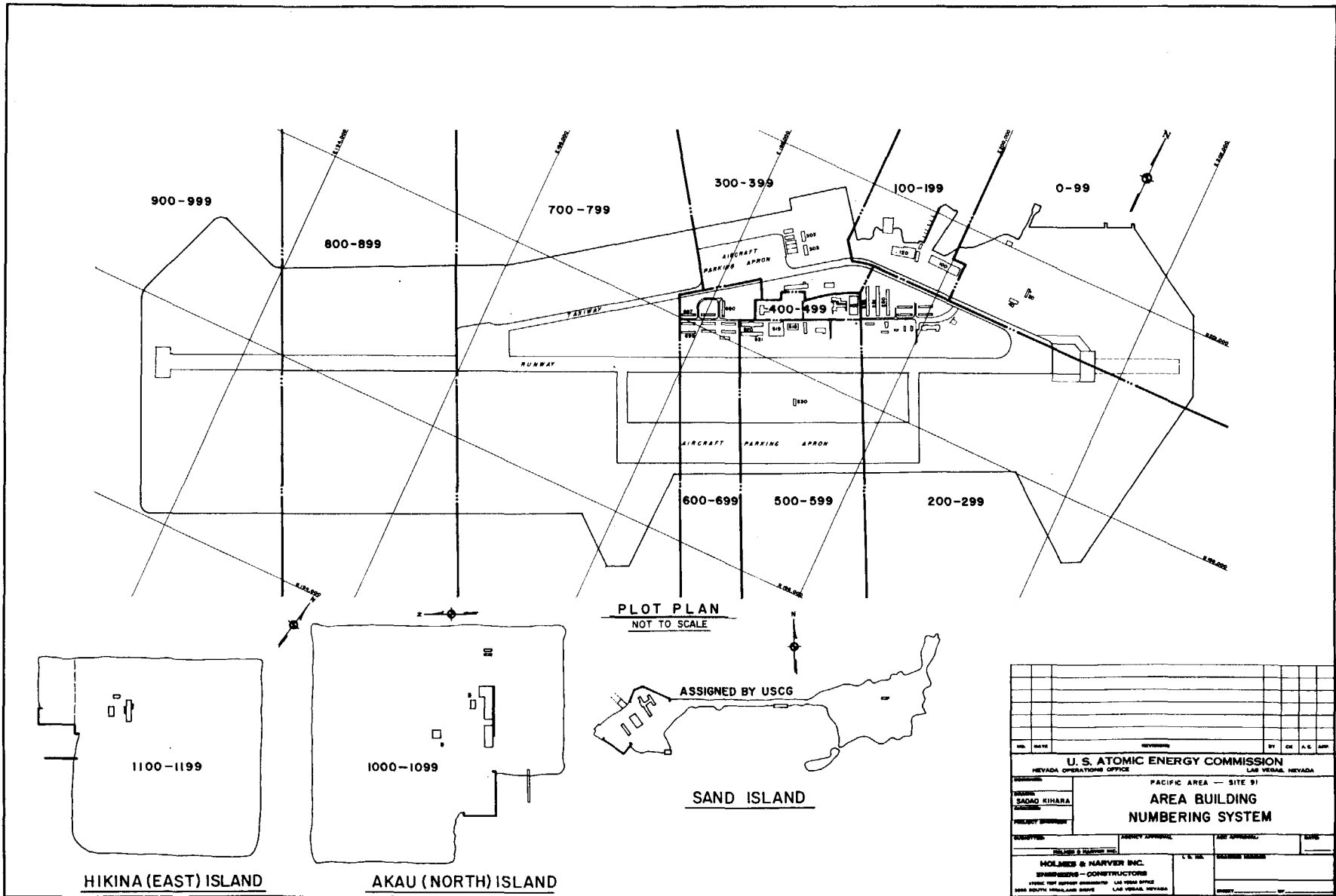


FIGURE 3-6 STRUCTURE NUMBERING SYSTEM BOUNDARIES AT JOHNSTON ATOLL

SECTION IV

SCIENTIFIC STATIONS

RETURN TO DOE/NV TECHNICAL INFORMATION
RESOURCE CENTER

4.1 GENERAL

A Scientific Station is any land-based facility or installation, either existing or approved for engineering and/or construction, used in a test program, which is required to launch payloads, or to observe, measure, collect, record, or display test results.

4.2 NUMBERING SYSTEM

The "SCIENTIFIC STA. NO." column in Table 4-3 incorporates three identifying numbers. These numbers represent location, User and station.

1. The first number, Numerical Designator, is the same number used for engineering drawings to define geographical location. These numbers are indexed in numerical order in Table 4-1A and by alphabetical location order in Table 4-1B.
2. The second number, User Designator, indicates the User of the station. These numbers are indexed in Table 4-2. The User is the primary agency which has a requirement for the facility. A facility common to several Users has a User designation of 0.
3. The third number identifies a User's particular station at that geographical location. This third number is assigned consecutively as station numbers are required. Separate scientific stations located in a common facility are assigned separate station numbers.

The scientific station numbering system is administered by the Logistics Planning Group, and all station numbers are assigned by that group.

4.3 TABLE 4-3

Table 4-3 lists existing and obsolete scientific stations for the following locations: Kwajalein, Johnston Island-JA, Sand Island-JA, French Frigate Shoals, Hickam AFB-Oahu, NAS Barbers Point-Oahu,

~~CONFIDENTIAL~~

Test Readiness Facilities-Kauai, Maui, Palmyra, Hawaii, Viti Levu, Canton, Wake, Midway, Guam, Akau Island-JA, Hikina Island-JA, Japan, Okinawa, New Zealand, Upolu, Optical Platform-East of JA, Optical Platform-West of JA.

The "DESCRIPTION" column of Table 4-3 refers to facilities listed in Table 5-1, Volumes I and II, and Tables 3-4 and 3-5, Volume III. TC subtask numbers are also included in the description of scientific stations, as pertinent. A list of subtask numbers of the MIGHTY SKY (A), MIDGET FLY (B) and DISTANT WATERS (C), programs is given in Section III of the Introduction to Volumes I and II. The column entitled "ITEM NO." refers to the appropriate F&SR number. The column entitled "BLDG. NO." refers to the Structure/Facility number when applicable. Coordinates are approximate locations and should not be used for construction effort. Coordinates listed at Johnston Atoll are based on the Johnston Atoll grid system. Coordinates listed at Kauai are based on a local AEC grid system.

The scientific station numbers listed in Table 4-3, by User, have been assigned consecutively. Unless otherwise noted, omission of a facility description indicates that the facility is no longer considered a scientific station or that the facility has been assigned a different number. Scientific station numbers which have once been assigned are not re-assigned to another facility. Any facility designated a scientific station in the future will be assigned the next consecutive unused number for that User.

~~CONFIDENTIAL~~

~~CONFIDENTIAL~~

TABLE 4-1A. TABLE OF NUMERICAL DESIGNATORS

<u>Numerical Designator</u>	<u>Location</u>
40	Eniwetok Lagoon
41	Eniwetok Atoll - Multiple Sites
60	Kwajalein
88	Bikini Lagoon
89	Bikini Atoll - Multiple Sites
90	All Sites
91	Johnston Island - JA
92	Sand Island - JA
93	French Frigate Shoals
94	Christmas
95	Barbers Point - Oahu
95	Hickam - Oahu
96	Jarvis
97	Kauai - Test Readiness Facilities
98	Maui
99	Penrhyn
100	Fanning
101	Palmyra
102	Tongatabu
103	Tutuila
104	Hawaii - Hawaii
105	Malden
106	Viti Levu - Fiji
107	Baker
108	Canton
109	Howland
110	Hawaiian Islands General
111	Wake
112	Midway
113	Guam
114	Savaii
115	Niuafoo
116	Akau Island - JA
117	Hikina Island - JA
118	Japan
119	Okinawa
120	New Zealand
121	Upolu
122	Rarontonga
123	Washington Island
124	Optical Platform - East of JA
125	Optical Platform - West of JA

~~CONFIDENTIAL~~

TABLE 4-1B. TABLE OF ALPHABETICAL LOCATIONS

<u>Alphabetical Location</u>	<u>Numerical Designator</u>
Akau Island - JA	116
All Sites	90
Baker	107
Barbers Point - Oahu	95
Bikini Atoll - Multiple Sites	89
Bikini Lagoon	88
Canton	108
Christmas	94
Eniwetok Atoll - Multiple Sites	41
Eniwetok Lagoon	40
Fanning	100
French Frigate Shoals	93
Guam	113
Hawaii - Hawaii	104
Hawaiian Islands General	110
Hickam - Oahu	95
Hikina Island - JA	117
Howland	109
Japan	118
Jarvis	96
Johnston Island - JA	91
Kauai - Test Readiness Facilities	97
Kwajalein	60
Malden	105
Maui	98
Midway	112
New Zealand	120
Niuafoo	115
Okinawa	119
Optical Platform - East of JA	124
Optical Platform - West of JA	125
Palmyra	101
Penrhyn	99
Rarotonga	122
Sand Island - JA	92
Savaii	114
Tongatabu	102
Tutuila	103
Upolu	121
Viti Levu - Fiji	106
Wake	111
Washington Island	123

TABLE 4-2. TABLE OF USER DESIGNATORS

<u>Number Code</u>	<u>Joint Test/Task Group</u>	<u>User</u>
1	8.1.1	LASL
2	8.1.2	LRL
3	8.1.3	TC
4	8.1.4	SANDIA
5	8.1.5	PMR
6	8.1.6	EG&G
7	8.1.7	SAMSO/ADC
8	JTF-8	HQ JTF-8
9		Other (United Kingdom or other Foreign Allies)
0		Common (Two or more Users)
11		AFTAC
12	8.4	USAF
13	8.7	SAG

Additional assignment of User codes will be made as required.

~~CONFIDENTIAL~~

TABLE 4-3

SCIENTIFIC STATIONS

KWAJALEIN

SCIENTIFIC STA. NO.	DESCRIPTION	ITEM NO.	BLDG. NO.	WORKING POINT	COORDINATE
60-3-1	<u>TC</u> Communications Experiment, Subtask A620	23001			
60-3-2					
60-3-3	Satellite Communications, Subtask A619	23003			

~~CONFIDENTIAL~~



TABLE 4-3

SCIENTIFIC STATIONS

JOHNSTON ISLAND

SCIENTIFIC STA. NO.	DESCRIPTION	ITEM NO.	BLDG. NO.	WORKING POINT	COORDINATE
91-0-1	<u>LRL/SANDIA</u>				
91-1-1	<u>LASL</u> Optical Station	01041	94	C/L west exterior wall	N 201, 020 E 200, 400
91-2-1 through 91-2-4	<u>LRL</u>				
91-3-1	<u>TC</u> Rocket Launch Control Bunker (See 91-3-18) Subtasks A201, A202, A203, A602, A603, A604, A606, A613, A614, A620, A901, A905, A909, A915, A961	01012	881	C/L north exterior surface	N 196, 620 E 195, 410
91-3-2					
91-3-3	Radar Dish, 86-Foot Diameter, Subtask A617	01037		Center of tower foundation	N 201, 320 E 201, 000
91-3-4 through 91-3-8					
91-3-9	Angle Measuring Equipment (AME) Field Subtask A961	01034		Center of field	N 197, 150 E 193, 820
91-3-10					

~~CONFIDENTIAL~~

TABLE 4-3

SCIENTIFIC STATIONS

JOHNSTON ISLAND

SCIENTIFIC STA. NO.	DESCRIPTION	ITEM NO.	BLDG. NO.	WORKING POINT	COORDINATE
91-3-11	Photometer, Subtask A606	01069	205	C/L west exterior wall	N 199,850 E 200,030
91-3-12	DME-AGAVE, Subtask A961	01035		Center of area	N 197,550 E 194,550
91-3-13	Radar Van Complex, Subtask A609	01081		Center of concrete pad	N 200,535 E 200,290
91-3-14	Radiometer Station, Subtask A608	01070		Center of 30-foot antenna foundation	N 199,125 E 201,000
91-3-15	Biomedical Effects Facility, Subtask A401	01088	758	Center of concrete pad	N 198,635 E 197,530
91-3-16					
91-3-17	Optical Station, Subtask A804	01072	Top of 20	C/L west exterior wall	N 200,75 E 201,310
91-3-18	Rocket Launch Monitoring Bunker (See 91-3-1)	01012	881	C/L north exterior surface	N 196,60 E 195,340
91-3-19	Microbarograph Transducer, Subtask A103	01067		Center of 34-foot tower foundation	N 201,420 E 200,540
91-3-20	Interferometer Station, Subtask A601	01038		Center of south antenna pad	N 198,300 E 195,900
91-3-21	Riometer Station, Subtask A628	01039		Center of 30-foot tower pad	N 198,900 E 201,000
91-3-22 through 91-3-42					
91-3-43	Instrumented Rocket Launch Pad (medium), Subtask A905	01005		Center of launch pad	N 195,700 E 194,550

~~CONFIDENTIAL~~

~~CONFIDENTIAL~~

TABLE 4-3

SCIENTIFIC STATIONS

JOHNSTON ISLAND

SCIENTIFIC STA. NO.	DESCRIPTION	ITEM NO.	BLDG. NO.	WORKING POINT	COORDINATE
91-3-44	Instrumented Rocket Launch Pad (medium), Subtask A905	01005		Center of launch pad	N 195,696 E 194,373
91-3-45	Instrumented Rocket Launch Pad (small), Subtask A905	01005		Center of launch pad	N 195,863 E 194,736
91-3-46	Instrumented Rocket Launch Pad (small), Subtask A905	01005		Center of launch pad	N 195,905 E 194,827
91-3-47	Instrumented Rocket Launch Pad (small), Subtask A905	01005		Center of launch pad	N 195,947 E 194,917
91-3-48	Instrumented Rocket Launch Pad (small), Subtask A905	01005		Center of launch pad	N 195,989 E 195,008
91-3-49	Instrumented Rocket Launch Pad (small), Subtask A905	01005		Center of launch pad	N 196,031 E 195,099
91-3-50	Instrumented Rocket Launch Pad (small), Subtask A905	01005		Center of launch pad	N 196,073 E 195,190
91-3-51	Instrumented Rocket Launch Pad (small), Subtask A905	01005		Center of launch pad	N 196,115 E 195,281
91-3-52	Instrumented Rocket Launch Pad (small), Subtask A905	01005		Center of launch pad	N 196,157 E 195,371
91-3-53	Instrumented Rocket Launch Pad (small), Subtask A905	01005		Center of launch pad	N 196,199 E 195,462
91-3-54	Instrumented Rocket Launch Pad (small), Subtask A905	01005		Center of launch pad	N 196,241 E 195,553

~~CONFIDENTIAL~~

~~CONFIDENTIAL~~

TABLE 4-3

SCIENTIFIC STATIONS

JOHNSTON ISLAND

SCIENTIFIC STA. NO.	DESCRIPTION	ITEM NO.	BLDG. NO.	WORKING POINT	COORDINATE
91-3-55	Instrumented Rocket Launch Pad (small), Subtask A905	01005		Center of launch pad	N 196, 282 E 195, 644
91-3-56	Instrumented Rocket Launch Pad (small), Subtask A905	01005		Center of launch pad	N 196, 324 E 195, 735
91-3-57	Instrumented Rocket Launch Pad (small), Subtask A905	01005		Center of launch pad	N 196, 366 E 195, 825
91-3-58	Instrumented Rocket Launch Pad (small), Subtask A905	01005		Center of launch pad	N 196, 408 E 195, 916
91-3-59	Instrumented Rocket Launch Pad (small), Subtask A905	01005		Center of launch pad	N 196, 450 E 196, 007
91-3-60 through 91-3-64					
91-3-65	Instrumented Rocket Launch Pad (small), Subtask A905	01005		Center of launch pad	N 197, 980 E 194, 540
91-3-66	Instrumented Rocket Launch Pad (small), Subtask A905	01005		Center of launch pad	N 198, 022 E 194, 644
91-3-67	Instrumented Rocket Launch Pad (small), Subtask A905	01005		Center of launch pad	N 198, 044 E 194, 731
91-3-68	Instrumented Rocket Launch Pad (medium), Subtask A905	01005		Center of launch pad	N 197, 873 E 193, 403
91-3-69	Instrumented Rocket Launch Pad (medium), Subtask A905	01005		Center of launch pad	N 197, 904 E 193, 491

~~CONFIDENTIAL~~

~~CONFIDENTIAL~~

TABLE 4-3

SCIENTIFIC STATIONS

JOHNSTON ISLAND

SCIENTIFIC STA. NO.	DESCRIPTION	ITEM NO.	BLDG. NO.	WORKING POINT	COORDINATE
91-3-70	Instrumented Rocket Launch Pad (medium), Subtask A905	01005		Center of launch pad	N 197,735 E 193,779
91-3-71	Instrumented Rocket Launch Pad (medium), Subtask A905	01005		Center of launch pad	N 197,728 E 194,004
91-3-72	Instrumented Rocket Launch Pad (medium), Subtask A905	01005		Center of launch pad	N 197,812 E 194,186
91-3-73	Instrumented Rocket Launch Pad (large), Subtask A905	01005		Center of launch pad	N 195,486 E 194,635
91-3-74	Instrumented Rocket Launch Pad (large), Subtask A905	01005		Center of launch pad	N 195,570 E 194,816
91-3-75	Instrumented Rocket Launch Pad (large), Subtask A905	01005		Center of launch pad	N 195,654 E 194,998
91-3-76					
91-3-77					
91-3-78	Instrumented Rocket Launch Pad (medium), Subtask A905	01005		Center of launch pad	N 195,905 E 195,543
91-3-79	Instrumented Rocket Launch Pad (medium), Subtask A905	01005		Center of launch pad	N 195,989 E 195,724
91-3-80	Instrumented Rocket Launch Pad (medium), Subtask A905	01005		Center of launch pad	N 196,073 E 195,906
91-3-81	Instrumented Rocket Launch Pad (medium), Subtask A905	01005		Center of launch pad	N 196,157 E 196,087

~~CONFIDENTIAL~~

TABLE 4-3

SCIENTIFIC STATIONS

JOHNSTON ISLAND

SCIENTIFIC STA. NO.	DESCRIPTION	ITEM NO.	BLDG. NO.	WORKING POINT	COORDINATE
91-3-82 through 91-3-90					
91-3-91	Shore Work Area, Photo Platform, West, Subtask C502	02014		Center of pad	N 195, 410 E 193, 583
91-3-92	Shore Work Area, Photo Platform, East, Subtask C502	02014		Center of pad	N 199, 000 E 201, 490
91-3-93					
91-3-94	Gun Mount, Subtask A626	01009		Center of mount	N 195, 741 E 195, 120
91-3-95	Gun Mount, Subtask A626	01009		Center of mount	N 195, 751 E 195, 147
91-3-96	Gun Mount, Subtask A626	01009		Center of mount	N 195, 77 E 195, 174
91-3-97	Gun Mount, Subtask A626	01009		Center of mount	N 195, 78 E 195, 202
91-3-98	Gun Mount, Subtask A626	01009		Center of mount	N 195, 79 E 195, 229
91-3-99	Gun Mount, Subtask A626	01009		Center of mount	N 195, 80 E 195, 256
91-3-100	Gun Mount, Subtask A626	01009		Center of mount	N 195, 82 E 195, 283
91-3-101	Gun Mount, Subtask A626	01009		Center of mount	N 195, 83 E 195, 311
91-3-102	Gun Mount, Subtask A626	01009		Center of mount	N 195, 84 E 195, 338
91-3-103	Gun Mount, Subtask A626	01009		Center of mount	N 195, 85 E 195, 365

TABLE 4-3

SCIENTIFIC STATIONS

JOHNSTON ISLAND

SCIENTIFIC STA. NO.	DESCRIPTION	ITEM NO.	BLDG. NO.	WORKING POINT	COORDINATE
91-3-104	Gun Mount, Subtask A 626	01009		Center of mount	N 195, 871 E 195, 392
91-3-105	Gun Mount, Subtask A626	01009		Center of mount	N 195, 883 E 195, 419
91-3-106	DW Photography Platform, Subtask C503	02014	Top of 250	Center of area	N 199, 900 E 199, 640
91-3-107 through 91-3-110					
91-3-111	Optical Support Control Site, Subtask A609	01082		C/L west exterior wall control van	N 201, 120 E 202, 250
91-3-112	Meteorological Support Site, Subtask A108	01086		C/L west exterior wall center trailer	N 198, 225 E 196, 630
91-3-113 through 91-3-115					
91-3-116	Gun Mount Tracking Antennas, Subtask A626	01009	Top of 881	Center of area	N 196, 560 E 195, 360
91-3-117	Camera Platform, Subtask A915	01042		Center of pad	N 195, 440 E 193, 570
91-3-118	Camera Platform, Subtask A915	01042		Center of pad	N 199, 000 E 201, 515
91-3-119	Propagation Antenna Field, Subtasks A602, A603 and A604	01040		Center of field	N 197, 988 E 195, 255

TABLE 4-3

SCIENTIFIC STATIONS

JOHNSTON ISL.

SCIENTIFIC STA. NO.	DESCRIPTION	ITEM NO.	BLDG. NO.	WORKING POINT	COORDIN
91-3-120 through 91-3-122					
91-3-123	Instrumented Rocket Launch Pad (large), Subtask A905	01005		Center of launch pad	N 195, E 194,
91-3-124	Instrumented Rocket Launch Pad (medium), Subtask A905	01005		Center of launch pad	N 197, E 194,
91-3-125					
91-3-126	Loop Antenna, Subtask A620	01117		Center of antenna	N 197, E 198,
91-3-127	Loop Antenna, Subtask A620	01117		Center of antenna	N 197, E 193,
91-3-128	Radar Dish 86-foot Diameter, Subtask A609	01081		Center of foundation	N 200, E 200,
91-3-129	Nike-Herc Launch Pad, Subtask A942	01004	739	Center of pad	N 196, E 198,
91-3-130	Nike-Herc Launch Pad, Subtask A942	01004	738	Center of pad	N 196, E 198,
91-3-131	Nike-Herc Launch Pad, Subtask A942	01004	736	Center of pad	N 196, E 198,
91-3-132	Nike-Herc Launch Pad, Subtask A942	01004	735	Center of pad	N 197, E 197,
91-3-133	Nike-Herc Launch Pad, Subtask A942	01004	733	Center of pad	N 197, E 197,
91-3-134 through 91-3-138					
91-3-139	Nike-Herc Control Bunker and Converter Shelter, Subtask A942	01014	737	C/L west exterior wall	N 196, E 198,

~~CONFIDENTIAL~~

TABLE 4-3

SCIENTIFIC STATIONS

JOHNSTON ISLAND

SCIENTIFIC STA. NO.	DESCRIPTION	ITEM NO.	BLDG. NO.	WORKING POINT	COORDINATE
91-3-140	Nike-Herc Control Bunker and Converter Shelter, Subtask A942	01014	276	C/L west exterior wall of bunker	N 198, 840 E 202, 080
91-3-141	SOSR Rocket Launcher Pad, Subtask A941	01120	721	Center of launch pad	N 196, 862 E 197, 575
91-3-142	Radar Van, Subtask A942	01004	279	Center of Hard-stand	N 198, 470 E 202, 300
91-3-143	Radar Van, Subtask A942	01004	278	Center of Hard-stand	N 198, 600 E 202, 230
91-3-144	Radar Van, Subtask A942	01004	277	Center of Hard-stand	N 198, 740 E 202, 170
91-3-145	Radar Van, Subtask A942	01004	273	Center of Hard-stand	N 198, 980 E 202, 060
91-3-146	Radar Van, Subtask A942	01004	271	Center of Hard-stand	N 199, 120 E 202, 000
<u>SANDIA</u>					
91-4-1	Command and Tracking Center	01013	660	C/L west exterior wall	N 198, 820 E 197, 870
91-4-2	Command and Tracking Center	01013	660	C/L west exterior wall	N 198, 830 E 197, 890
91-4-3	Command and Tracking Center	01013	660	C/L west exterior wall	N 198, 840 E 197, 920
91-4-4 through 91-4-11					
91-4-12	Angle Measuring Equipment (AME) Field	01029		Center of pole in field	N 198, 475 E 197, 090
91-4-13	Television Camera Mount	01030	Top of 699	C/L west edge steel mounting plate	N 198, 900 E 197, 920

~~CONFIDENTIAL~~

TABLE 4-3

SCIENTIFIC STATIONS

JOHNSTON ISLAND

SCIENTIFIC STA. NO.	DESCRIPTION	ITEM NO.	BLDG. NO.	WORKING POINT	COORDINATE
91-4-14	Teltrac Antenna and Pedestal	01031	East end of 699	C/L west edge steel platform	N 198,920 E 197,840
91-4-15	Teltrac Antenna and Pedestal	01031	West end of 699	C/L west edge steel platform	N 198,860 E 197,840
91-4-16	Command Antenna and Pedestal	01032	Top of 660	C/L west edge steel tower	N 198,820 E 197,880
91-4-17	Command Antenna and Pedestal	01032	Top of 660	C/L west edge steel tower	N 198,830 E 197,900
91-4-18					
91-4-19	High Altitude Diagnostic Rocket Launch Pad	01003		Center of launch pad	N 196,241 E 196,269
91-4-20	High Altitude Diagnostic Rocket Launch Pad	01003		Center of launch pad	N 196,287 E 196,36
91-4-21	High Altitude Diagnostic Rocket Launch Pad	01003		Center of launch pad	N 196,324 E 196,45
91-4-22	High Altitude Diagnostic Rocket Launch Pad	01003		Center of launch pad	N 196,364 E 196,54
91-4-23	High Altitude Diagnostic Rocket Launch Pad	01003		Center of launch pad	N 196,403 E 196,62
91-4-24	High Altitude Diagnostic Rocket Launch Pad	01003		Center of launch pad	N 196,440 E 196,73
91-4-25	High Altitude Diagnostic Rocket Launch Pad	01003		Center of launch pad	N 196,474 E 196,89
91-4-26	High Altitude Diagnostic Rocket Launch Pad	01003		Center of launch pad	N 196,506 E 196,99
91-4-27	High Altitude Diagnostic Rocket Launch Pad	01003		Center of launch pad	N 196,538 E 196,70

~~CONFIDENTIAL~~

TABLE 4-3

SCIENTIFIC STATIONS

JOHNSTON ISLAND

SCIENTIFIC STA. NO.	DESCRIPTION	ITEM NO.	BLDG. NO.	WORKING POINT	COORDINATE
91-4-28	High Altitude Diagnostic Rocket Launch Pad	01003		Center of launch pad	N 196,660 E 196,461
91-4-29	High Altitude Diagnostic Rocket Launch Pad	01003		Center of launch pad	N 196,702 E 196,552
91-4-30	High Altitude Diagnostic Rocket Launch Pad	01003		Center of launch pad	N 198,105 E 194,821
91-4-31	High Altitude Diagnostic Rocket Launch Pad	01003		Center of launch pad	N 198,147 E 194,912
91-4-32	High Altitude Diagnostic Rocket Launch Pad	01003		Center of launch pad	N 198,189 E 195,003
91-4-33	High Altitude Diagnostic Rocket Launch Pad	01003		Center of launch pad	N 198,231 E 195,094
91-4-34	High Altitude Diagnostic Rocket Launch Pad	01003		Center of launch pad	N 198,273 E 195,185
91-4-35	High Altitude Diagnostic Rocket Launch Pad	01003		Center of launch pad	N 198,315 E 195,275
91-4-36	High Altitude Diagnostic Rocket Launch Pad	01003		Center of launch pad	N 197,987 E 195,041
91-4-37	High Altitude Diagnostic Rocket Launch Pad	01003		Center of launch pad	N 198,029 E 195,132
91-4-38	High Altitude Diagnostic Rocket Launch Pad	01003		Center of launch pad	N 198,071 E 195,223
91-4-39	High Altitude Diagnostic Rocket Launch Pad	01003		Center of launch pad	N 198,112 E 195,314
91-4-40	Universal - Strypi Launch Pad	01003		Center of launch pad	N 196,548 E 196,898
91-4-41	Universal - Strypi Launch Pad	01003		Center of launch pad	N 196,631 E 197,080

~~CONFIDENTIAL~~

TABLE 4-3

SCIENTIFIC STATIONS

JOHNSTON ISLAND

SCIENTIFIC STA. NO.	DESCRIPTION	ITEM NO.	BLDG. NO.	WORKING POINT	COORDINATE
91-4-42	Universal Launch Pad	01003		Center of launch pad	N 196, 702 E 197, 268
91-4-43	Universal Launch Pad	01003		Center of launch pad	N 196, 785 E 197, 449
91-4-44	Universal - Strypi Launch Pad	01003		Center of launch pad	N 196, 806 E 196, 779
91-4-45	Universal Launch Pad	01003		Center of launch pad	N 196, 890 E 196, 960
91-4-46	Universal Launch Pad	01003		Center of launch pad	N 196, 974 E 197, 14
91-4-47	Universal Launch Pad	01003		Center of launch pad	N 197, 058 E 197, 32
91-4-48	Camera Station	01046	22	C/L west exterior wall	N 201, 130 E 202, 07
91-4-49	HRT & EM Measurement Bunker	01074	640	C/L north exterior wall	N 199, 160 N 197, 8
91-4-50	Wind Radar Trailer System	01062		Northwest corner Trailer No. 102	N 198, 750 E 197, 6 5
91-4-51	Helical Antenna	01109	Top of 20	Center of antenna	N 200, 740 E 201, 2 0
91-4-52					
91-4-53	Balloon Release Station	01110		Center of pole	N 198, 280 E 196, 700
	<u>PMR</u>				
91-5-1	Frequency Interference Control Center	01077	Adj to 251	Center of control shelter	N 200, 08 E 199, 10

~~CONFIDENTIAL~~

TABLE 4-3

SCIENTIFIC STATIONS

JOHNSTON ISLAND

SCIENTIFIC STA. NO.	DESCRIPTION	ITEM NO.	BLDG. NO.	WORKING POINT	COORDINATE
	<u>EG&G</u>				
91-6-1	T&F Antenna Tower, 300-ft.	01065		Center of tower foundation	N 200,970 E 201,620
	<u>SAMSO/ADC</u>				
91-7-1 through 91-7-17					
91-7-18	Launch Pad #1		700	Near center of pad	N 198,610 E 196,304
91-7-19	Launch Pad #2		794	Near center of pad	N 199,520 E 197,520
91-7-20	Camera Tower, (Pad #2)			Center of tower	N 199,585 E 197,265
91-7-21	Ground Guidance Facility	81032	100	N. E. corner of building	N 200,595 E 200,088
91-7-22	BTL Antenna	81032	118	Center of antenna	N 200,436 E 199,771
91-7-23	R F Test Tower	81029	365	Center of tower	N 200,055 E 199,130
91-7-24	Ground Guidance Facility	81031	990	N. W. corner of building	N 195,139 E 193,814
91-7-25	BTL Antenna	81015	990	Center of antenna	N 195,166 E 193,879
91-7-26	R F Test Tower	81015	966	Center of tower	N 195,595 E 194,513
91-7-27	Launch Operations Building	81017	790	Center of southeast wall	N 198,973 E 197,085

~~CONFIDENTIAL~~

TABLE 4-3

SCIENTIFIC STATIONS

JOHNSTON ISLAND

SCIENTIFIC STA. NO.	DESCRIPTION	ITEM NO.	BLDG. NO.	WORKING POINT	COORDINATE
91-7-28	Teltrac Antenna #1	81004		Center of antenna	N 199, 072 E 196, 890
91-7-29	Teltrac Antenna #2	81004		Center of antenna	N 199, 189 E 197, 053
91-7-30	Command Antenna #1	81004		Center of antenna	N 199, 028 E 196, 970
91-7-31	Command Antenna #2	81004		Center of antenna	N 199, 091 E 197, 068
91-7-32	S-Band Antenna	81035	707	Center of antenna	N 199, 002 E 197, 691
91-7-33	Camera Tower, (Pad #1)			Center of tower	N 198, 500 E 196, 160
	<u>JTF-8</u>				
91-8-1	Low Level Wind System, Subtask A946, Tower #1	01126		Center of tower	N 200, 970 E 201, 620
91-8-2	Low Level Wind System, Subtask A946, Tower #2b	01126		Center of tower	N 199, 450 E 202, 520
91-8-3	Low Level Wind System, Subtask A946, Tower #3	01126		Center of tower	N 196, 840 E 197, 135
91-8-4	Low Level Wind System, Subtask A946, Tower #4	01126		Center of tower	N 197, 700 E 194, 130
91-8-5	Low Level Wind System, Subtask A946, Tower #5	01126	966	Center of tower	N 195, 590 E 194, 510

TABLE 4-3

SCIENTIFIC STATIONS

JOHNSTON ISLAND

SCIENTIFIC STA. NO.	DESCRIPTION	ITEM NO.	BLDG. NO.	WORKING POINT	COORDINATE
<u>OTHER (UNITED KINGDOM OR OTHER FOREIGN ALLIES)</u>					
<u>AFTAC</u>					
91-11-1	Underground Bunker	01075	204	C/L west exterior wall	N 199, 880 E 200, 070
91-11-2	Underground Bunker	01075	205	C/L west exterior wall	N 199, 850 E 200, 030
<u>USAF</u>					
<u>SAG</u>					
91-13-1	Atoll Wave Sensor Equipment, Type II	01115			
91-13-2	Atoll Wave Sensor Equipment, Type II	01115			

~~CONFIDENTIAL~~

TABLE 4-3

SCIENTIFIC STATIONS

SAND ISLAND - J^A

SCIENTIFIC STA. NO.	DESCRIPTION	ITEM NO.	BLDG. NO.	WORKING POINT	COORDINATE
92-3-1	<u>TC</u> Microbarograph Transducer, Subtask A103	01067		Center of 34-ft. tower foundation	N 203,950 E 204,425
92-7-1	<u>ADC</u> Baker Nunn Camera Facility		6140	Center of camera	N 203,899 E 204,604

~~CONFIDENTIAL~~

TABLE 4-3

SCIENTIFIC STATIONS

SCIENTIFIC STA. NO.	DESCRIPTION	ITEM NO.	BLDG. NO.	WORKING POINT	COORDINATE
	<u>TC</u>				
93-3-1	Photometer Station, Subtask A606	22001			
93-3-2	All Sky Camera, Subtask A609	22002			
93-3-3	Ionospheric Sounding Antennas, Subtask A616	22003			
93-3-4	Riometer Station, Subtask A628	22004			
93-3-5	Burst Sensing Facility, Subtask A629	22005			
93-3-6	Motion Photography, Subtask A804	22008			

TABLE 4-3

SCIENTIFIC STATIONS

HICKAM AFB

SCIENTIFIC STA. NO.	DESCRIPTION	ITEM NO.	BLDG. NO.	WORKING POINT	COORDINATE
95-1-1 through 95-1-11	<u>LASL</u>				
95-2-1 through 95-2-8	<u>LRL</u>				
95-3-1 through 95-3-14	<u>TC</u>				
95-3-15	Microbarograph, Subtask A103	07040			
95-3-16	Log Periodic Ionos- pheric Antennas, Subtask A611	07041			
95-3-17	Riometer Station, Subtask A628	07043			
95-4-1 through 95-4-10	<u>SANDIA</u>				
95-6-1 through 95-6-16	<u>EG&G</u>				

TABLE 4-3

SCIENTIFIC STATIONS

OAHU

SCIENTIFIC STA. NO.	DESCRIPTION	ITEM NO.	BLDG. NO.	WORKING POINT	COORDINATE
	<u>SAG</u>				
95-13-1	Island Wave Sensor Equipment, Type III	05010			21°16'35"N 157°45'34"W 157°mag
95-13-2	Island Wave Sensor Equipment, Type III	05010			21°17'03"N 157°50'54"W 154°mag
95-13-3	Island Wave Sensor Equipment, Type III	05010			21°21'32"N 158°7'35"W 253°mag
95-13-4	Island Wave Sensor Equipment, Type III	05010			21°16'24"N 157°41'48"W 106°mag
95-13-5	Island Wave Sensor Equipment, Type III	05010			21°27'37"N 158°12'47"W 196°mag
95-13-6	Island Wave Sensor Equipment, Type III	05010			21°19'39"N 157°58'10"W 224°mag
95-13-7	Island Wave Sensor Equipment, Type III	05010			21°15'25"N 157°47'40"W 154°mag
95-13-8	Island Wave Sensor Equipment, Type III	05010			21°19'28"N 158°7'35"W 254°mag
95-13-9	Island Wave Sensor Equipment, Type III	05010			21°32'48"N 158°14'38"W 185°mag
	(ALTERNATES)				
95-13-10	Island Wave Sensor Equipment, Type III	05010			21°17'46"N 158°04'30"W

TABLE 4-3

SCIENTIFIC STATIONS

OAHU

SCIENTIFIC STA. NO.	DESCRIPTION	ITEM NO.	BLDG. NO.	WORKING POINT	COORDINATE
95-13-11	Island Wave Sensor Equipment, Type III	05010			21°19'41"N 157°58'20"W 073°mag
95-13-12	Island Wave Sensor Equipment, Type III	05010			21°18'03"N 157°39'22"W 090°mag
95-13-13	Island Wave Sensor Equipment, Type III	05010			21°17'51"N 158°06'45"W 227°mag

TABLE 4-3

SCIENTIFIC STATIONS

NAS BARBERS POINT

SCIENTIFIC STA. NO.	DESCRIPTION	ITEM NO.	BLDG. NO.	WORKING POINT	COORDINATE
95-0-51	<u>JTF</u>				
95-1-51	<u>LASL</u>				
95-1-52					
95-2-51 through 95-2-54	<u>LRL</u>				
95-4-51 through 95-4-66	<u>SANDIA</u>				
95-12-51 through 95-12-55	<u>USAF</u>				

TABLE 4-3

SCIENTIFIC STATIONS

KAUAI

SCIENTIFIC STA. NO.	DESCRIPTION	ITEM NO.	BLDG. NO.	WORKING POINT	COORDINATE
	<u>LRL</u>				
97-2-1					
	<u>TC</u>				
97-3-1	Primary Photo Stations, Subtask A804	11008			
97-3-2	Observation Building	11016			
	<u>SANDIA</u>				
97-4-1	High Altitude Diagnostic Rocket Launch Pad	11010		Center of pad	N 99,530 E 98,980
97-4-2	High Altitude Diagnostic Rocket Launch Pad	11010		Center of pad	N 99,480 E 99,150
97-4-3	High Altitude Diagnostic Rocket Launch Pad	11010		Center of pad	N 99,660 E 99,130
97-4-4	High Altitude Diagnostic Rocket Launch Pad	11010		Center of pad	N 99,610 E 99,310
97-4-5	High Altitude Diagnostic Rocket Launch Pad	11010		Center of pad	N 99,790 E 99,290
97-4-6	High Altitude Diagnostic Rocket Launch Pad	11010		Center of pad	N 99,740 E 99,460
97-4-7	High Altitude Diagnostic Rocket Launch Pad	11010		Center of pad	N 99,910 E 99,440
97-4-8	High Altitude Diagnostic Rocket Launch Pad	11010		Center of pad	N 99,870 E 99,610
97-4-9	High Altitude Diagnostic Rocket Launch Pad	11010		Center of pad	N 100,050 E 99,590

~~CONFIDENTIAL~~

TABLE 4-3

SCIENTIFIC STATIONS

KAUAI

SCIENTIFIC STA. NO.	DESCRIPTION	ITEM NO.	BLDG. NO.	WORKING POINT	COORDINATE
97-4-10	High Altitude Diagnostic Rocket Launch Pad	11010		Center of pad	N 100,000 E 99,770
97-4-11	High Altitude Diagnostic Rocket Launch Pad	11010		Center of pad	N 100,180 E 99,740
97-4-12	High Altitude Diagnostic Rocket Launch Pad	11010		Center of pad	N 100,130 E 99,920
97-4-13	High Altitude Diagnostic Rocket Launch Pad	11010		Center of pad	N 100,300 E 99,900
97-4-14	High Altitude Diagnostic Rocket Launch Pad	11010		Center of pad	N 100,260 E 100,070
97-4-15	Universal Launch Pad	11010		Center of pad	N 100,590 E 99,920
97-4-16	High Altitude Diagnostic Rocket Launch Pad	11010		Center of pad	N 100,390 E 100,220
97-4-17	High Altitude Diagnostic Rocket Launch Pad	11010		Center of pad	N 100,560 E 100,200
97-4-18	High Altitude Diagnostic Rocket Launch Pad	11010		Center of pad	N 100,520 E 100,380
97-4-19	Universal Launch Pad	11010		Center of pad	N 100,850 E 100,220
97-4-20	High Altitude Diagnostic Rocket Launch Pad	11010		Center of pad	N 100,650 E 100,530
97-4-21	High Altitude Diagnostic Rocket Launch Pad	11010		Center of pad	N 100,855 E 100,535
97-4-22	High Altitude Diagnostic Rocket Launch Pad	11010		Center of pad	N 100,770 E 100,680
97-4-23	Universal Launch Pad	11010		Center of pad	N 101,110 E 100,530

~~CONFIDENTIAL~~

~~CONFIDENTIAL~~

TABLE 4-3

SCIENTIFIC STATIONS

KAUAI

SCIENTIFIC STA. NO.	DESCRIPTION	ITEM NO.	BLDG. NO.	WORKING POINT	COORDINATE
97-4-24	High Altitude Diagnostic Rocket Launch Pad	11010		Center of pad	N 100,900 E 100,830
97-4-25	High Altitude Diagnostic Rocket Launch Pad	11010		Center of pad	N 101,080 E 100,810
97-4-26	High Altitude Diagnostic Rocket Launch Pad	11010		Center of pad	N 101,030 E 100,990
97-4-27	Universal Launch Pad	11010		Center of pad	N 101,360 E 100,840
97-4-28	High Altitude Diagnostic Rocket Launch Pad	11010		Center of pad	N 101,160 E 101,140
97-4-29	High Altitude Diagnostic Rocket Launch Pad	11010		Center of pad	N 101,340 E 101,120
97-4-30	High Altitude Diagnostic Rocket Launch Pad	11010		Center of pad	N 101,290 E 101,290
97-4-31					
97-4-32	Launch Pad	11010		Center of pad	N 101,420 E 101,440
97-4-33	Launch Pad	11010		Center of pad	N 101,590 E 101,420
97-4-34	Launch Pad	11010		Center of pad	N 101,550 E 101,590
97-4-35	Launch Pad	11010		Center of pad	N 101,880 E 101,450
97-4-36	Launch Pad	11010		Center of pad	N 101,680 E 101,750
97-4-37	Launch Pad	11010		Center of pad	N 101,860 E 101,730

~~CONFIDENTIAL~~

TABLE 4-3

SCIENTIFIC STATIONS

KAUAI

SCIENTIFIC STA. NO.	DESCRIPTION	ITEM NO.	BLDG. NO.	WORKING POINT	COORDINATE
97-4-38	Launch Pad	11010		Center of pad	N 101, 800 E 101, 900
97-4-39	Launch Pad	11010		Center of pad	N 102, 200 E 101, 830
97-4-40	Launch Pad	11010		Center of pad	N 102, 070 E 102, 210
97-4-41 through 97-4-46					
97-4-47	Trailer Dock, Com- puter and Launch Trailer	11002		C/L west exterior side	N 99, 630 E 100, 105
97-4-48	Trailer Dock, Record- ing and Receiving Trailer	11002		C/L west exterior side	N 99, 595 E 100, 090
97-4-49	Trailer Dock, Firing and Control Trailer	11002		C/L west exterior side	N 99, 620 E 100, 120
97-4-50	Trailer Dock, Com- mand Trailer	11002		C/L west exterior side	N 99, 590 E 100, 110
97-4-51 through 97-4-55					
97-4-56	Trailer Dock, Track- ing Trailer	11002		C/L west exterior side	N 99, 635 E 100, 190
97-4-57	Trailer Dock, No. 1 Detector Trailer	11002		C/L west exterior side	N 99, 510 E 100, 115
97-4-58	Trailer Dock, No. 2 Detector Trailer	11002		C/L west exterior side	N 99, 520 E 100, 130
97-4-59	HRT Tracking Station	11003		Center of west tower	N 99, 735 E 100, 220



TABLE 4-3

SCIENTIFIC STATIONS

KAUAI

SCIENTIFIC STA. NO.	DESCRIPTION	ITEM NO.	BLDG. NO.	WORKING POINT	COORDINATE
97-4-60	AME Field	11018	684	Center of field	N 99,620 E 101,050
97-4-61	Rawidar	11019	662	Center of south radar foundation	N 99,140 E 100,100
97-4-62					
97-4-63					
	<u>EG&G</u>				
97-6-1	Trailer Dock, Timing Trailer	11002		C/L west exterior side	N 99,610 E 100,08
	<u>SAG</u>				
97-13-1	Island Wave Sensor Equipment, Type III	11021			21°57'27" N 159°21'20" W
97-13-2	Island Wave Sensor Equipment, Type III	11021			21°53'14" N 159°29'30" W 248°mag
97-13-3	Island Wave Sensor Equipment, Type III	11021			21°54'01" N 159°35'42" W 222°mag
97-13-4	Island Wave Sensor Equipment, Type III	11021			21°57'34" N 159°42'00" W 216°mag
97-13-5	Island Wave Sensor Equipment, Type III	11021			22°03'13" N 159°47'00" W 243°mag
97-13-6	Island Wave Sensor Equipment, Type III	11021			21°57'10" N 159°40'36" W 196°mag

~~CONFIDENTIAL~~

TABLE 4-3

SCIENTIFIC STATIONS

KAUAI

SCIENTIFIC STA. NO.	DESCRIPTION	ITEM NO.	BLDG. NO.	WORKING POINT	COORDINATE
97-13-7	Island Wave Sensor Equipment, Type III (ALTERNATES)	11021			21°52'26"N 159°27'17"W 180°mag
97-13-8	Island Wave Sensor Equipment, Type III	11021			21°54'07"N 159°36'52"W 205°mag
97-13-9	Island Wave Sensor Equipment, Type III	11021			22°13'01"N 159°30'13"W 221°mag
97-13-10	Island Wave Sensor Equipment, Type III	11021			21°52'15"N 159°26'48"W 166°mag

~~CONFIDENTIAL~~

TABLE 4-3

SCIENTIFIC STATIONS

MAUI

SCIENTIFIC STA. NO.	DESCRIPTION	ITEM NO.	BLDG. NO.	WORKING POINT	COORDINATE
	<u>LASL</u>				
98-1-1	Optics and EM Station	14003	M-1010	Center of building	20°42' 38.6"N 156°15' 42.1"W
98-1-2	Photo Building	14003			
	<u>TC</u>				
98-3-1	Ionosonde, Subtask A610	14006			
98-3-2	Ionospheric Sounding Antenna, Subtask A616	14008			
	<u>SAG</u>				
98-13-1	Island Wave Sensor Equipment, Type III	14012			20°47.7' 156°30.8' V
98-13-2	Island Wave Sensor Equipment, Type III	14012			20°44.3' 156°27.5' V
98-13-3	Island Wave Sensor Equipment, Type III	14012			20°47.7' 156°41.2' V
98-13-4	Island Wave Sensor Equipment, Type III	14012			20°48.8' 156°37.4' N
98-13-5	Island Wave Sensor Equipment, Type III	14012			20°39.3' 156°26.6' N

~~CONFIDENTIAL~~

TABLE 4-3

SCIENTIFIC STATIONS

PALMYRA

SCIENTIFIC STA. NO.	DESCRIPTION	ITEM NO.	BLDG. NO.	WORKING POINT	COORDINATE
	<u>TC</u>				
101-3-1	Ionospheric Sounding and Auroral Observation, Subtask A605	25001			
101-3-2	Ionosonde, Subtask A610	25002			
101-3-3	Log Periodic Ionospheric Antenna, Subtask A611	25003			
101-3-4					
101-3-5	Riometer Station, Subtask A628	25005			
101-3-6	Burst Sensing Facility, Subtask A629	25008			
	<u>SAG</u>				
101-13-1	Atoll Wave Sensor Equipment, Type II	25009			

~~CONFIDENTIAL~~

TABLE 4-3

SCIENTIFIC STATIONS

HAWAII

SCIENTIFIC STA. NO.	DESCRIPTION	ITEM NO.	BLDG. NO.	WORKING POINT	COORDINAT.
	<u>TC</u>				
104-3-1	Communications Experiment, Subtask A620	17009			
	<u>SAG</u>				
104-13-1	Island Wave Sensor Equipment, Type III	17010			19°27.8'N 155°55.7'W 340°mag
104-13-2	Island Wave Sensor Equipment, Type III	17010			19°25.6'N 155°54.9'W 240°mag
104-13-3	Island Wave Sensor Equipment, Type III	17010			19°08.2'N 155°03.2'W
104-13-4	Island Wave Sensor Equipment, Type III	17010			19°11.2'N 155°54.6'W
104-13-5	Island Wave Sensor Equipment, Type III	17010			19°34.0'N 155°58.1'W 240°mag
104-13-6	Island Wave Sensor Equipment, Type III	17010			19°38.8'N 156°00.5'W 280°mag
104-13-7	Island Wave Sensor Equipment, Type III	17010			19°23.4'N 155°54.2'W 230°mag
104-13-8	Island Wave Sensor Equipment, Type III	17010			19°05.5'N 155°33.3'W
104-13-9	Island Wave Sensor Equipment, Type III	17010			19°21.5'N 154°58.4'W 120°mag

~~CONFIDENTIAL~~

TABLE 4-3

SCIENTIFIC STATIONS

VITI LEVU

SCIENTIFIC STA. NO.	DESCRIPTION	ITEM NO.	BLDG. NO.	WORKING POINT	COORDINATE
	<u>TC</u>				
106-3-1	Ionosonde, Subtask A610	27001			
106-3-2	Log Periodic Ionospheric Antenna, Subtask A611	27002			
106-3-3	Gamma Debris, VLF-HF Experiments, and World Wide Geophysical Measurements, Subtask A615	27003			
106-3-4	Riometer Station, Subtask A628	27004			

~~CONFIDENTIAL~~

TABLE 4-3

SCIENTIFIC STATIONS

CANTON ISLAND

SCIENTIFIC STA. NO.	DESCRIPTION	ITEM NO.	BLDG. NO.	WORKING POINT	COORDINATE
	<u>TC</u>				
108-3-1	Photometer Station, Subtask A606	21001			
108-3-2	All Sky Camera, Subtask A609	21002			
108-3-3	Log Periodic Ionospheric Antennas, Subtask A611	21003			
108-3-4	Ionospheric Sounding Antenna, Subtask A616	21004			
108-3-5					
108-3-6					
108-3-7	Riometer Station, Subtask A628	21007			
108-3-8 through 108-3-10					
	<u>SAG</u>				
108-13-1	Atoll Wave Sensor Equipment Type II	21012			

TABLE 4-3

SCIENTIFIC STATIONS

WAKE

SCIENTIFIC STA. NO.	DESCRIPTION	ITEM NO.	BLDG. NO.	WORKING POINT	COORDINATE
	<u>TC</u>				
111-3-1	Log Periodic Ionospheric Antennas, Subtask A611	28001			
111-3-2	Ionospheric Sounding Antenna, Subtask A616	28002			
111-3-3					
111-3-4					
111-3-5	Riometer Station, Subtask A628	28005			
111-3-6	Debris Sampling, Subtask A625	28006			
111-3-7 through 111-3-10					
	<u>SAG</u>				
111-13-1	Atoll Wave Sensor Equipment, Type II	28011			

TABLE 4-3

SCIENTIFIC STATIONS

MIDWAY

SCIENTIFIC STA. NO.	DESCRIPTION	ITEM NO.	BLDG. NO.	WORKING POINT	COORDINATE
	<u>TC</u>				
112-3-1	Ionospheric Sounding and Auroral Observation, Subtask A605	24001			
112-3-2	Photometer Station, Subtask A606	24002			
112-3-3	Ionosonde, Subtask A610	24003			
112-3-4	Ionospheric Sounding Antennas, Subtask A616	24004			
112-3-5					
112-3-6					
112-3-7	Log Periodic Ionospheric Antennas, Subtask A611	24007			
112-3-8	Riometer Station, Subtask A628	24008			
112-3-9					
112-3-10					

TABLE 4-3

SCIENTIFIC STATIONS

GUAM

SCIENTIFIC STA. NO.	DESCRIPTION	ITEM NO.	BLDG. NO.	WORKING POINT	COORDINATE
113-3-1	<u>TC</u> Log Periodic Antennas, Subtask A611	29001			
113-3-2	Communications Experiment, Subtask A620	29002			
113-3-3					
113-3-4					

~~CONFIDENTIAL~~

TABLE 4-3

SCIENTIFIC STATIONS

AKAU ISLAND - JA

SCIENTIFIC STA. NO.	DESCRIPTION	ITEM NO.	BLDG. NO.	WORKING POINT	COORDINATE
116-3-1 through 116-3-4	<u>TC</u>				
	<u>PMR</u>				
116-5-1	MPS-25 Radar	01028		Center of radar foundation	N 209,680 E 204,380
116-5-2	MPS-25 Radar	01028		Center of radar foundation	N 209,740 E 204,170
116-5-3	MK-51 Radar	01028		Center of MK-51 foundation	N 209,950 E 204,405
116-5-4	MK-51 Radar	01028		Center of MK-51 foundation	N 210,015 E 204,405
116-5-5	MK-51 Radar	01028		Center of MK-51 foundation	N 210,080 E 204,405
116-5-6	AGAVE Antenna	01028		Center of antenna foundation	N 209,855 E 204,180
116-5-7	MPS-26 Radar	01028		Center of radar foundation	N 209,960 E 204,395
116-5-8	MPS-26 Radar	01028		Center of radar foundation	N 210,025 E 204,395
116-5-9	MPS-26 Radar	01028		Center of radar foundation	N 210,090 E 204,395
116-5-10	Low Gain T/M Antenna	01028	1005	Center of tower	N 209,150 E 204,030
116-5-11	Medium Gain T/M Antenna	01028	1006	Center of tower	N 210,145 E 203,440
116-5-12	Feed Tower	01028	1007	Center of tower	N 210,170 E 203,445

~~CONFIDENTIAL~~

~~CONFIDENTIAL~~

TABLE 4-3

SCIENTIFIC STATIONS

HIKINA ISLAND

SCIENTIFIC STA. NO.	DESCRIPTION	ITEM NO.	BLDG. NO.	WORKING POINT	COORDINATE
	<u>TC</u>				
117-3-1	Log Periodic Antenna, Subtask A611	01071		Center of main tower, Antenna No. 10	N 207, 596 E 213, 886
117-3-2	Log Periodic Antenna, Subtask A611	01071		Center of main tower, Antenna No. 4	N 208, 337 E 214, 071
117-3-3	Log Periodic Antenna, Subtask A611	01071		Center of main tower, Antenna No. 3	N 208, 337 E 214, 071
117-3-4					

~~CONFIDENTIAL~~

TABLE 4-3

SCIENTIFIC STATIONS

JAPAN

SCIENTIFIC STA. NO.	DESCRIPTION	ITEM NO.	BLDG. NO.	WORKING POINT	COORDINATE
118-3-1 through 118-3-4	<u>TC</u>				

TABLE 4-3

SCIENTIFIC STATIONS

OKINAWA

SCIENTIFIC STA. NO.	DESCRIPTION	ITEM NO.	BLDG. NO.	WORKING POINT	COORDINATE
119-3-1	<u>TC</u> Log Periodic Ionospheric Antennas, Subtask A611	30001			
119-3-2 through 119-3-4					

TABLE 4-3

SCIENTIFIC STATIONS

NEW ZEALAND

SCIENTIFIC STA. NO.	DESCRIPTION	ITEM NO.	BLDG. NO.	WORKING POINT	COORDINATE
120-3-1	<u>TC</u> Log Periodic Ionospheric Antenna, Subtask A611	40001			

TABLE 4-3

SCIENTIFIC STATIONS

UPOLU

SCIENTIFIC STA. NO.	DESCRIPTION	ITEM NO.	BLDG. NO.	WORKING POINT	COORDINATE
	<u>TC</u>				
121-3-1	Gamma Debris, VLF-HF Experiments, and World Wide Geophysical Measurements, Subtask A615	26001			
121-3-2	Ionospheric Sounding Antennas, Subtask A616	26002			
121-3-3	Riometer Station, Subtask A628	26003			
121-3-4	Log Periodic Ionospheric Antenna, Subtask A611	26004			

~~CONFIDENTIAL~~

OPTICAL PLATFORM
EAST (JA)

TABLE 4-3

SCIENTIFIC STATIONS

SCIENTIFIC STA. NO.	DESCRIPTION	ITEM NO.	BLDG. NO.	WORKING POINT	COORDINATE
124-3-1	<u>TC</u>				
124-3-2	Photo Trailer, Subtask A609	01042			
124-3-3	Astrodome, Subtask A804	01042			
124-3-4	Camera Mount, Subtask A915	01042			
124-3-5	Triangular Antenna, Subtask A961	01042			

~~CONFIDENTIAL~~

TABLE 4-3

SCIENTIFIC STATIONS

OPTICAL PLATFORM
WEST (JA)

SCIENTIFIC STA. NO.	DESCRIPTION	ITEM NO.	BLDG. NO.	WORKING POINT	COORDINATE
125-3-1	<u>TC</u>				
125-3-2	Photo Trailer, Subtask A609	01042			
125-3-3	Astrodome, Subtask A804	01042			
125-3-4	Triangular Antenna, Subtask A963	01042			

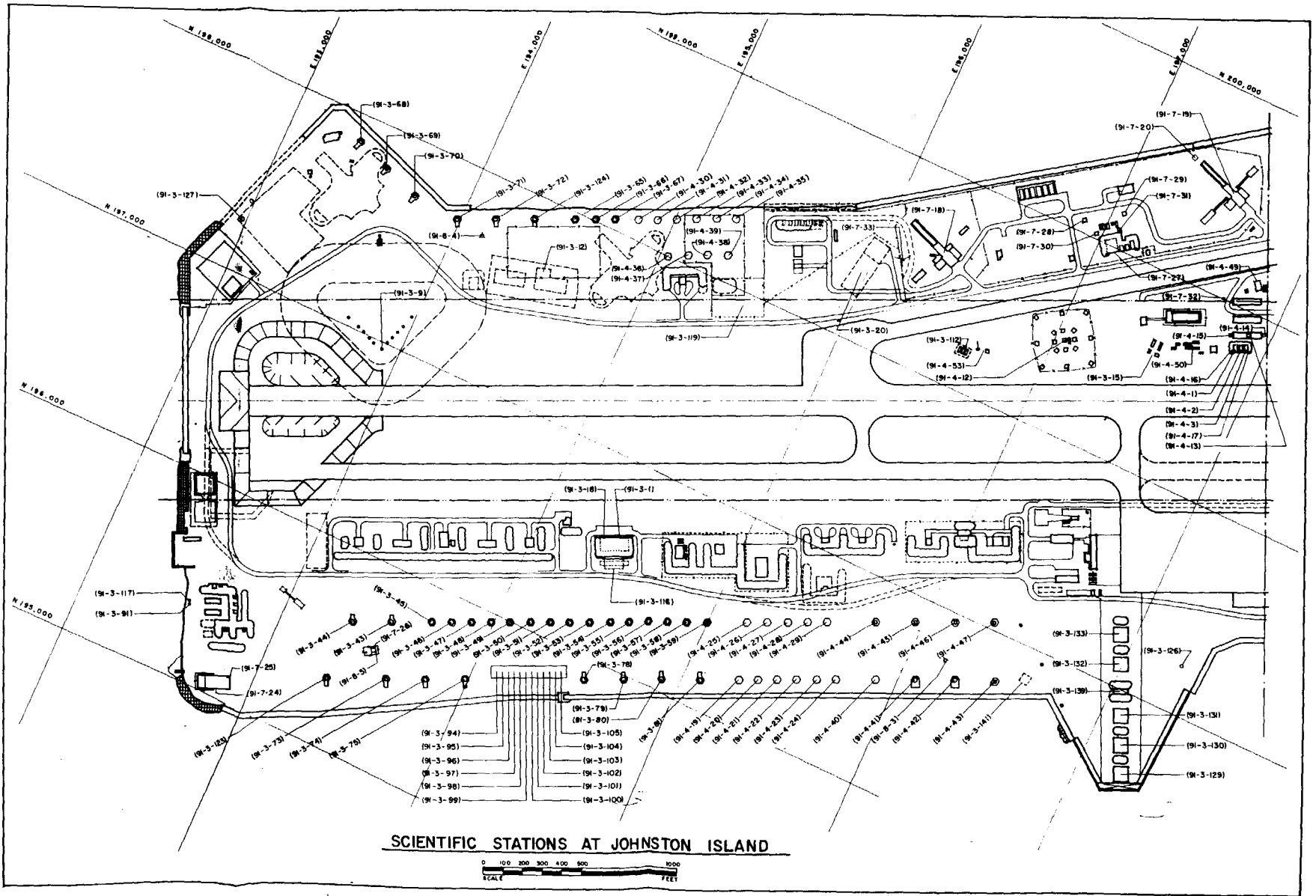


FIGURE 4-1. SCIENTIFIC STATIONS ON WESTERN END OF JOHNSTON ATOLL

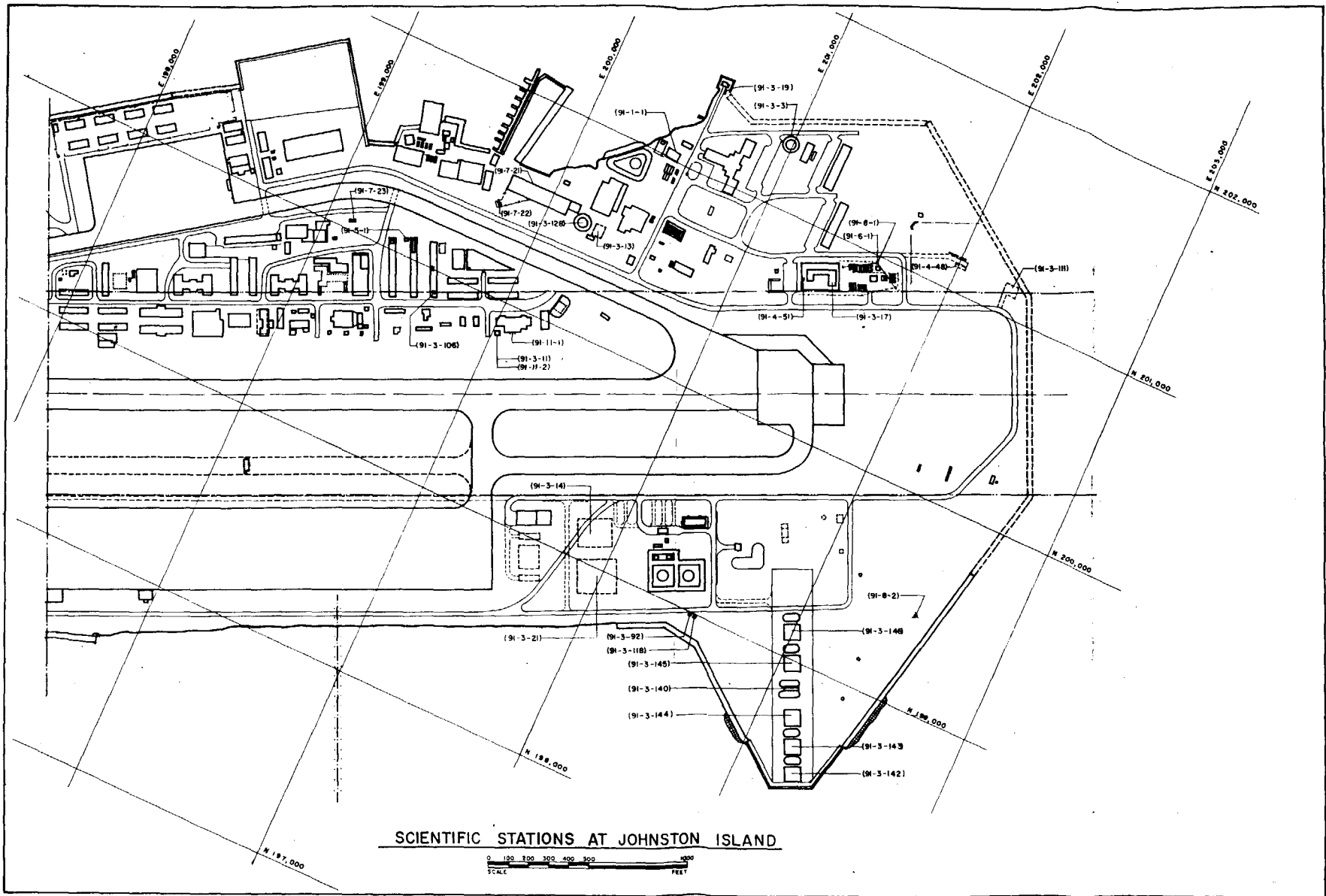


FIGURE 4-2. SCIENTIFIC STATIONS ON EASTERN END OF JOHNSTON ATOLL

SECTION V

TRANSPORTATION FORECAST

5.1 GENERAL

This section summarizes the JTF-8 Post-GO transportation requirements for the movement of materiel and personnel to, from and within the test area as stated by the Users. These data are presented in the following tables:

<u>TABLE</u>	<u>TITLE</u>	<u>PAGE</u>
5-1	Materiel Transportation Requirements - all modes, by using agency	5-3
5-2	Materiel Transportation Requirements Departing Oakland - all Users	5-17
5-3	Materiel Transportation Requirements Departing Travis AFB - Channel Airlift	5-21
5-4	Materiel Transportation Requirements Departing Kirtland AFB - Special Airlift Missions	5-25
5-5	Materiel Transportation Requirements Departing Oahu - all modes, all Users	5-27
5-6	Materiel Transportation Requirements Departing JA - all modes, all Users	5-29
5-7	Materiel Transportation Requirements Summary - Surface	5-31
5-8	Materiel Transportation Requirements Summary - Channel Airlift	5-33
5-9	Materiel Transportation Requirements Summary - Special Airlift Missions	5-35
5-10	Personnel Transportation Requirements Departing Travis AFB	5-39
5-11	Personnel Transportation Requirements Departing Hickam AFB	5-43
5-12	Personnel Transportation Requirements from JA	5-47
5-13	Personnel Transportation Requirements of using agencies.	5-49

All requirements for surface materiel shipments are stated in measurement tons (40 cubic feet); all requirements for air materiel shipments are stated in short tons (2000 pounds).

Subscript notations shown with materiel requirements are defined as follows:

1. Over standard size or weight for shipping mode
2. Contains classified materiel
3. Contains unclassified explosives or pyrotechnics
4. Contains classified explosives or pyrotechnics
5. Aircraft or boats
6. Requires special handling
7. Vehicles

5.2 ABBREVIATIONS

The abbreviations in this section are defined in Section I, Introduction or in the listing below. The latter abbreviations are used to conserve space and for possible later machine processing of logistic support data.

ARORAE - Arorae	HAKAUI - Kauai
BKRHOW - Baker/Howland	HAMAUI - Maui
CANTON - Canton	HAOAHU - Oahu
CODMON - Davis-Monthan AFB	HAWHAW - Hawaii
COFORB - Forbes AFB	JAHNST - Johnston Island
COHANS - Hanscom AFB	JAKAU - Akau Island, JA
COKIRT - Kirtland AFB	KWAJ - Kwajalein
COLASV - Las Vegas	MAJURO - Majuro
COLOSA - Los Angeles	MALDEN - Malden
COMALM - Malmstrom AFB	MIDWAY - Midway
COMARC - March AFB	NZLAND - New Zealand
COMCCL - McClellan AFB	OKINAW - Okinawa
COMUGU - NAS Point Mugu	PALMYR - Palmyra
CONOAK - NSD Oakland	PENRYN - Penrhyn
COPORH - CBC Port Hueneme	SAMOA - Samoa
COSAND - Sandia Base	TARAWA - Tarawa
COTINK - Tinker AFB	TUTUIL - Tutuila
COTRAV - Travis AFB	UPOLU - Upolu
COWPAT - Wright-Patterson AFB	VITILE - Viti Levu
FANNIN - Fanning	WAKE - Wake
FRFRSH - French Frigate Shoals	WSHTN - Washington
GUAM - Guam	XMAS - Christmas
HABARP - NAS Barbers Point	YOKOTA - Yokota AFB
HAHICK - Hickam AFB	

TABLE 5-1

MATERIEL TRANSPORTATION REQUIREMENTS OF HQ, JTF-8
MODE: ALL

GO +	COTRAV HAHICK	COTRAV JAHNST	COKIRT JAHNST	HAHICK FRFRSH	HAHICK PALMYR	HAHICK CANTON	HAHICK VITILE	HAHICK UPOLU	HAHICK BKRHOW	HAHICK XMAS	HAHICK MALDEN	HAHICK TARAWA	HAHICK ARORAE		
15	115 ST	115 ST	1 ST/2												
30				54 ST	54 ST	73 ST									
105	80 ST								80 ST						
120	160 ST														
135							40 ST	40 ST							
210	130 ST														
225									26 ST	26 ST	26 ST	26 ST	26 ST		
GO +	HAHICK COTRAV	JAHNST COKIRT	FRFRSH COTRAV	PALMYR COTRAV	CANTON COTRAV	VITILE COTRAV	UPOLU COTRAV	BKRHOW COTRAV	XMAS COTRAV	MALDEN COTRAV	TARAWA COTRAV	ARORAE COTRAV	JAHNST COTRAV		
T+15	86 ST	1 ST/2	54 ST	54 ST	73 ST	40 ST	40 ST	106 ST	26 ST	26 ST	26 ST	26 ST	15 ST		

~~CONFIDENTIAL~~

5-3

~~CONFIDENTIAL~~

TABLE 5-1

MATERIEL TRANSPORTATION REQUIREMENTS OF JTG 8.1.1
 MODE: ALL

GO +	CONOAK JAHNST	COKIRT JAHNST	COTRAV JAHNST	COKIRT MIDWAY	HAHICK JAHNST	MIDWAY JAHNST	JAHNST CONOAK	JAHNST HAOAHU	JAHNST COKIRT	JAHNST COTRAV					
15	798MT/1														
30	571MT/1														
45		39ST/6	21ST												
60				10ST	105ST										
105						10ST									
150			3ST												
T							798MT/1		49ST/6	24ST					
T+15							571MT/1	105MT							

VOL III
 April 1969

5-4

~~CONFIDENTIAL~~

TABLE 5-1

MATERIEL TRANSPORTATION REQUIREMENTS OF JTG 8.1.2
 MODE: ALL

GO +	CONOAK HAOAHU	CONOAK JAHNST	CONOAK HAKAUI	COTRAV HABARP	HAOAHU CONOAK	JAHNST CONOAK	HAKAUI CONOAK	HABARP COTRAV							
30	275MT	600MT	300MT	5ST/4											
45		210MT	75MT												
60	110MT														
75	110MT														
90				10ST/4											
120				10ST/4											
135				10ST/4											
150				10ST/4											
165				10ST/4											
180				10ST/4											
195				10ST/4											
210				10ST/4											
225				10ST/4											
240				10ST/4											
255				10ST/4											
270				10ST/4											
T					495MT	810MT	375MT	125ST							

~~CONFIDENTIAL~~

5-5

VOL. III
 April 1969

~~CONFIDENTIAL~~

TABLE 5-1

MATERIEL TRANSPORTATION REQUIREMENTS OF JTG 8.1.3
MODE: ALL

GO +	CONOAK JAHNST	HAOAHU JAHNST	CONOAK KWAJ	CONOAK MIDWAY	CONOAK PALMYR	CONOAK HAOAHU	CONOAK CANTON	CONOAK HAKAUI	CONOAK HAMAUI	CONOAK UPOLU	COTRAV JAHNST	COTRAV GUAM	COTRAV HAOAHU	CONOAK VITILE	CONOAK NZLAND
45	450MT														
60	423MT	2000MT													
75	8MT		60MT	90MT	100MT										
90	4360MT														
105	3132MT					1010MT	190MT	75MT	90MT	330MT					
120	225MT			100MT	150MT	250MT					ST502*	8ST		260MT	50MT
135	1892MT					140MT	60MT			65MT		6ST			
150	432MT	300MT							70MT		ST603*				
											ST108*				
165	81MT										ST104*				
GO +	CONOAK FRFRSH	COTRAV MIDWAY	COTRAV WAKE	HAMAUI CONOAK	UPOLU CONOAK	CANTON CONOAK	PALMYR CONOAK	HAOAHU CONOAK	JAHNST CONOAK	MIDWAY CONOAK	WAKE CONOAK	GUAM CONOAK	KWAJ CONOAK	NZLAND CONOAK	VITILE CONOAK
120	150MT	8ST	8ST												
135	187MT														
150		10ST	10ST												
225				160MT	395MT	250MT	250MT	1260MT	13303 MT	126MT	126MT	119MT	60MT	50MT	260MT
GO +	FRFRSH CONOAK	HAKAUI CONOAK													
225	127MT	75MT													

VOL III
April 1969

5-6

CONFIDENTIAL

TABLE 5-1

MATERIEL TRANSPORTATION REQUIREMENTS OF JTG 8.1.4
 MODE: ALL

GO +	COKIRT JAHNST	COKIRT HABARP	COKIRT HAHICK	COTRAV JAHNST	COTRAV HAKAUI	CONOAK JAHNST	CONOAK HAOAHU	CONOAK HAKAUI	HAHICK COKIRT	HAKAUI COTRAV	JAHNST COTRAV	JAHNST CONOAK	HAOAHU CONOAK	HAKAUI CONOAK	
30			23ST			850MT/ 1	667MT/ 3-1	592MT/ 1							
45	24ST/4			14ST	7ST	17MT		17MT							
60		12ST/4		8ST	8ST										
90							219MT/β								
105		22ST/4													
120							219MT/3								
135		28ST/4		9ST	5ST/1	125MT/ 1		125MT							
150	53ST/4	29ST/4					149MT/ 3								
165		31ST/4		5ST	3ST										
180	10ST/4	29ST/4													
195		19ST/4		5ST	3ST										
210	10ST/4	42ST/4													
225		40ST/4		5ST	3ST										
240	10ST/4	59ST/4													
255		48ST/4		5ST	3ST										
270	10ST/4								23ST				30MT/1		

CONFIDENTIAL

5-7

VOL III
April 1969

CONFIDENTIAL

TABLE 5-1

MATERIEL TRANSPORTATION REQUIREMENTS OF JTG 8.1.4 (Cont'd)
 MODE: ALL

GO +	COKIRT JAHNST	COKIRT HABARP	COKIRT HAHICK	COTRAV JAHNST	COTRAV HAKAUI	CONOAK JAHNST	CONOAK HAOAHU	CONOAK HAKAUI	HAHICK COKIRT	HAKAUI COTRAV	JAHNST COTRAV	JAHNST CONOAK	HAOAHU CONOAK	HAKAUI CONOAK	
285				5ST	3ST								210MT/ 1		
300	10ST/4														
315				5ST	3ST										
345				5ST	3ST										
360											15ST				
T+30										19ST	25ST	505MT/ 1		717MT	

VOL III
 April 1969

5-8

~~CONFIDENTIAL~~

TABLE 5-1

MATERIEL TRANSPORTATION REQUIREMENTS OF JTG 8.1.5
MODE: ALL

GO +	CONOAK JAHNST	COMUGU JAKAU	HAKAUI JAKAU	JAKAU COMUGU	JAKAU HAKAUI	JAHNST CONOAK								
15	104MT													
45		12ST/1	12ST/1											
75			12ST/1											
120	80MT													
T+15				12ST/1	12ST/1	80MT								
T+30						104MT								

MATERIEL TRANSPORTATION REQUIREMENTS OF JTG 8.1.6
MODE: ALL

GO +	CONOAK HAOAHU	COKIRT HAHICK	CONOAK JAHNST	CONOAK HAKAUI	CONOAK HAMAUI	HAHICK JAHNST	HAOAHU BKRHOW	HAOAHU CONOAK	HAHICK COKIRT	BKRHOW HAOAHU	JAHNST CONOAK	JAHNST HAHICK	HAKAUI CONOAK	HAMAUI CONOAK
30	397MT/1	23ST												
45			344MT/1	63MT/1	63MT/1	10ST								
215							104MT/1							
285								397MT/1	23ST					
360										104MT				
T+15											344MT/1	10ST	63MT/1	63MT/1

5-9

VOL III
April 1969

CONFIDENTIAL

TABLE 5-1

MATERIEL TRANSPORTATION REQUIREMENTS OF JTG 8.1.1.7 MODE: AIR	
GO +	COLOSA JAHNST
90	4ST/1
150	4ST/1
180	4ST/1
210	4ST/1
240	4ST/1
270	4ST/1
300	4ST/1
330	4ST/1

TABLE 5-1

MATERIEL TRANSPORTATION REQUIREMENTS OF JTG 8.2
 MODE: ALL

GO +	CONOAK JAHNST	COTRAV JAHNST	COTRAV HAHICK	HAHICK JAHNST	JAHNST COTRAV	JAHNST CONOAK	HAHICK COTRAV								
15	25MT	2ST													
30			30ST	10ST											
90	50MT	314ST													
120	460MT/ 7	205ST													
135		58ST/3													
180	500MT	1ST													
195		161ST													
210		131ST/ 3													
225					10ST										
255					1ST	460MT									
270						940MT									
T+15						26MT	30ST								

5-11

CONFIDENTIAL

TABLE 5-1

MATERIEL TRANSPORTATION REQUIREMENTS OF JTG 8.3
MODE: ALL

GO +	CONOAK JAHNST	HAOAHU JAHNST	HAHICK JAHNST	COKIRT JAHNST	COPORH JAHNST	COTRAV JAHNST	CONOAK HAOAHU	COTRAV HAHICK	JAHNST HAHICK	JAHNST CONOAK	HAOAHU CONOAK	HAHICK COTRAV	JAHNST COTRAV	JAHNST HAOAHU	JAHNST COKIRT
15	5100MT/ 5	100MT/ 5	91ST/6	7ST/2	3900MT/ 5	30ST	1490MT/ 5								
30						10ST		10ST							
60		30MT				1ST/5	2070MT/ 5		2ST/6						
75		2070MT/ 5													
105					3700MT/ 5			4ST/1							
135					3700MT/ 5										
300									5700MT/ 5						
T								85ST	3760MT/ 5	1000MT/ 5	15ST			30MT	7ST/2
T+15													51ST		

VOI III
April 1969

5-12

CONFIDENTIAL

TABLE 5-1

MATERIEL TRANSPORTATION REQUIREMENTS OF JTG 8.4
MODE: ALL

GO +	COTINK PALMYR	COTINK FRFRSH	COTINK JAHNST	COTINK HAOAHU	CONOAK JAHNST	CONOAK HAOAHU	CONOAK JAHNST	COMCCL HAHICK	HAHICK JAHNST	COKIRT HAHICK	COKIRT JAHNST	COFORB HAHICK	YOKOTA HAHICK	COTINK HAHICK	COMALM HAHICK	COKIRT HABARP	COHANS HAHICK
15	48ST	48ST	48ST														
30				1052MT													
45							41ST	28ST		111ST	77ST	7ST	18ST	1ST	7ST	78ST	
60																	20ST
GO +	COWPAT HAHICK	CODMON HAHICK	COMARC HAHICK	COTINK BKRHOW	HAHICK CODMON	COMCCL SAMOA	COMCCL SAMOA	HAHICK SAMOA	HAHICK CANTON	HAHICK CANTON	CANTON HAHICK	COTINK XMAS	COTINK MALDEN	COTINK TARAWA	COTINK ARORAE	HABARP COKIRT	
60	20ST	86ST	1ST														
105				48ST	86ST												
165						125ST		3ST		290ST							
180								21ST									
A) B)	Dates to be determined depending on the dates of BKRHOW Operations.																
225											290ST	48ST	48ST	48ST	48ST		
275																149ST	
GO +	HAHICK COHANS	HAHICK COWPAT	HAHICK COMARC	BKRHOW COTINK	SAMOA COMCCL	SAMOA HAHICK	SAMOA HAHICK	XMAS COTINK	MALDEN COTINK	TARAWA COTINK	TARAWA COTINK	ARORAE COTINK	PALMYR COTINK	FRFRSH COTINK	JAHNST COTINK	HAOAHU CONOAK	JAHNST CONOAK
T	20ST	20ST	1ST														
T+30				48ST	12ST	24ST		48ST	48ST	48ST	48ST	48ST	48ST	48ST	48ST	1052MT	280MT

VOL III
April 1969

TABLE 5-1

MATERIEL TRANSPORTATION REQUIREMENTS OF JTG 8.4 (Cont'd)															
MODE: ALL															
GO +	HAHICK COMCCL	JAHNST HAHICK	HAHICK COKIRT	JAHNST COKIRT	HAHICK COFORB	HAHICK YOKOTA	HAHICK COTINK	HAHICK COMALM							
T+30	41ST	4ST	111ST	77ST	7ST	18ST	1ST	7ST							
MATERIEL TRANSPORTATION REQUIREMENTS OF JTG 8.5															
MODE: ALL															
GO +															
	TO BE PROVIDED AT A LATER DATE														
MATERIEL TRANSPORTATION REQUIREMENTS OF JTG 8.6															
MODE: ALL															
GO +															
	TO BE PROVIDED AT A LATER DATE														

5-14

~~CONFIDENTIAL~~

TABLE 5-1

MATERIEL TRANSPORTATION REQUIREMENTS OF JTG 8.7

MODE: ALL

GO +	COTRAV HAHICK	HAHICK JAHNST	HAHICK FANNIN	HAHICK WSHTN	FANNIN HAHICK	WSHTN HAHICK	HAHICK COTRAV	CONOAK HAOAHU	HAHICK HAWHAW	HAHICK HAMAUI	HAWHAW HAMAUI	HAMAUI HAHICK	HAOAHU PALMYR	JAHNST PALMYR	HAOAHU CANTON	
15	39ST								1ST				3MT		3MT	
30		9ST	.5ST	.5ST				95MT			2ST					
45																
60	1ST		.5ST	.1ST								2ST		2ST		
75		1ST	.1ST	.1ST	.6ST											
T+30																
T+60							40ST									
NOTE:	JTG 8.7 has a requirement for a technical support flight to the points listed each 15 days commencing at GO + 30 less GO + 45:															
		XMAS, KWAJ, CANTON, WAKE, PALMYR, FRFRSH, MIDWAY, PENRYN, TUTUJIL, VITILE, TONGA BATU, RAROTONGA.														
		Cargo requirement - 1 - 3ST.														
	PALMYR CANTON	HAHICK HAOAHU WAKE	HAOAHU CANTON WAKE	CANTON WAKE	HAOAHU HAHICK	WAKE JAHNST										
15			3MT													
60	1MT	5ST		2ST	2ST											
75																

~~CONFIDENTIAL~~

THIS PAGE IS INTENTIONALLY LEFT BLANK

~~CONFIDENTIAL~~

TABLE 5-2

MATERIEL TRANSPORTATION REQUIREMENTS DEPARTING OAKLAND FOR: (Cont'd)

MODE: SURFACE

NOTE: JTG 8.5 and 8.6 requirements not included; to be added at a later date.

GO +		HAOAHU		JAHNST		KWAJ		MIDWAY		PALMYR		CANTON		HAKAUI	
60	JTG812	110	JTG813	423											
	TOTAL	110	TOTAL	423											
75	JTG812	110	JTG813	8	JTG813	60	JTG813	90	JTG813	100					
90	JTG814	219	JTG813	4360											
			JTG82	50											
			TOTAL	4410											
105	JTG813	1010	JTG813	3132							JTG813	190	JTG813	75	
120	JTG813	250	JTG813	225			JTG813	100	JTG813	150					
	JTG814	219	JTG815	80											
			JTG82	460											
	TOTAL	469	TOTAL	765											
135	JTG813	140	JTG813	1892							JTG813	60	JTG814	125	
			JTG814	125/1											
			TOTAL	2017											

CONFIDENTIAL

5-18

TABLE 5-2

MATERIEL TRANSPORTATION REQUIREMENTS DEPARTING OAKLAND FOR: (Cont'd)
 MODE: SURFACE

NOTE: JTG 8.5 and 8.6 requirements not included; to be added at a later date.

GO +		HAMAUI		UPOLU		VITILE		NZLAND		FRFRSH		JAHNST		HAOAHU	
105	JTG813	90	JTG813	330											
120					JTG813	260	JTG813	50	JTG813	150					
135			JTG813	65					JTG813	187					
150	JTG813	70									JTG813	432	JTG814	149	
165											JTG813	81			
180											JTG82	500			

CONFIDENTIAL

5-19

VOL III
 April 1969

CONFIDENTIAL

~~CONFIDENTIAL~~

THIS PAGE IS INTENTIONALLY LEFT BLANK

~~CONFIDENTIAL~~

TABLE 5-3

MATERIEL TRANSPORTATION REQUIREMENTS DEPARTING TRAVIS AFB FOR:
 MODE: CHANNEL AIRLIFT

NOTE: JTG 8.5 and 8.6 requirements not included; to be added at a later date.

GO +		HAHICK		JAHNST		HAKAUI		GUAM		MIDWAY		WAKE			
15	HQJTF8	115	HQJTF8	115											
	JTG87	39	JTG82	2											
			JTG83	30											
	TOTAL	154	TOTAL	147											
30	JTG82	30	JTG83	10											
	JTG83	10													
	TOTAL	40													
45			JTG811	21	JTG814	7									
			JTG814	14											
			TOTAL	35											
60	JTG87	1	JTG814	8	JTG814	8									
			JTG83	1/5											
			TOTAL	9											
90			JTG82	314											
105	HQJTF8	80													
120	HQJTF8	160	JTG813	ST502*			JTG813	8	JTG813	8	JTG813	8			
			JTG82	205											
	TOTAL	160	TOTAL	205+											

*JTG 8.1.3 Subtask tonnage unknown.

5-21

VOL III
 April 1969

CONFIDENTIAL

TABLE 5-3

MATERIEL TRANSPORTATION REQUIREMENTS DEPARTING TRAVIS AFB FOR: (Cont'd)
 MODE: CHANNEL AIRLIFT

NOTE: JTG 8.5 and 8.6 requirements not included; to be added at a later date.

GO +		GUAM		JAHNST		HAKAUI		MIDWAY		WAKE		HAHICK			
135	JTG813	6	JTG814 JTG82	9 58/3	JTG814	5/1									
			TOTAL	67											
150			JTG811 JTG813	3 ST603* ST108*			JTG813	10	JTG813	10					
			TOTAL	3+											
165			JTG813 JTG814	ST104* 5	JTG814	3									
			TOTAL	5+											
180			JTG82	1											
195			JTG814 JTG82	5 161	JTG814	3									
			TOTAL	166											
210			JTG82	131/3							HQJTF8	130			
225			JTG814	5	JTG814	3									
255			JTG814	5	JTG814	3									

VOL III
 April 1969

5-22

CONFIDENTIAL

TABLE 5-3

MATERIEL TRANSPORTATION REQUIREMENTS DEPARTING TRAVIS AFB FOR: (Cont'd)
 MODE: CHANNEL AIRLIFT

NOTE: JTG 8.5 and 8.6 requirements not included; to be added at a later date.

GO +		JAHNST		HAKAUI											
285	JTG814	5	JTG814	3											
315	JTG814	5	JTG814	3											
345	JTG814	5	JTG814	3											

~~CONFIDENTIAL~~

5-23

~~CONFIDENTIAL~~

~~CONFIDENTIAL~~

THIS PAGE IS INTENTIONALLY LEFT BLANK

~~CONFIDENTIAL~~

TABLE 5-4

MATERIEL TRANSPORTATION REQUIREMENTS DEPARTING KIRTLAND AFB FOR:
 MODE: SPECIAL AIRLIFT MISSIONS

NOTE: JTG 8.5 and 8.6 requirements not included; to be added at a later date.

GO +		JAHNST		HAHICK		HABARP		MIDWAY		GO +		JAHNST		HABARP		
15	HQJTF8	1/2								210	JTG814	10/4	JTG814	42		
	JTG83	7/2								225			JTG814	40		
	TOTAL	8								240	JTG814	10/4	JTG814	59		
30			JTG814	23						255			JTG814	48		
			JTG816	23						270	JTG814	10/4				
			TOTAL	46						300	JTG814	10/4				
45	JTG811	39/6	JTG84	111	JTG84	78										
	JTG814	24														
	JTG84	77														
	TOTAL	140														
60					JTG814	12/4	JTG811	10								
105					JTG814	22/4										
135					JTG814	28/4										
150	JTG814	53/4			JTG814	29/4										
165					JTG814	31/4										
180	JTG814	10/4			JTG814	29/4										
195					JTG814	19/4										

5-25

VOL III
 April 1969

CONFIDENTIAL

~~CONFIDENTIAL~~

THIS PAGE IS INTENTIONALLY LEFT BLANK

~~CONFIDENTIAL~~

TABLE 5-5

MATERIEL TRANSPORTATION REQUIREMENTS DEPARTING OAHU FOR:
MODE: AS NOTED

CHANNEL AIRLIFT						SURFACE						
GO +		JAHNST		GO +	COTRAV		GO +	JAHNST	CONOAK	BKRHOW		
15	JTG83	91/6		T	JTG83	15	15	JTG83	100/5			
30	JTG82	10		T+15	HQJTF8	15	60	JTG83	30			
	JTG87	9			JTG82	30	75	JTG83	2070/5			
	TOTAL	19			TOTAL	45	215				JTG816	104/1
45	JTG816	10					225		JTG813	1260		
	JTG84	28					270		JTG814	30/1		
	TOTAL	38					285		JTG816	397/1		
60	JTG811	105					T		JTG812	495		
	JTG813	2000							JTG83	1000		
	TOTAL	2105							TOTAL	1495		
75	JTG87	1					T+30		JTG84	1052		
150	JTG813	300										

NOTE:
JTG 8.5 and 8.6 requirements not included; to be added at a later date.

5-27

VOL III
April 1969

CONFIDENTIAL

~~CONFIDENTIAL~~

THIS PAGE IS INTENTIONALLY LEFT BLANK

~~CONFIDENTIAL~~

TABLE 5-6

MATERIEL TRANSPORTATION REQUIREMENTS DEPARTING JOHNSTON ATOLL FOR:
MODE: AS NOTED

SURFACE				CHANNEL AIRLIFT				SPECIAL AIRLIFT								
GO +		CONOAK		HAOAHU		GO +		COTRAV		HAHICK		GO +		COKIRT		COMUGU
225	JTG813	13303				60		JTG83		2/6		T	JTG811	49/6		
255	JTG82	460				105	JTG83			4/1			JTG83	7/2		
270	JTG82	940/7				225	JTG82	10					TOTAL	56		
300	JTG83	5700				255	JTG82	1				T+15	HQJTF8	1/2	JTG815	12
T	JTG811	798	JTG83	30		360	JTG814	15								
	JTG812	810				T	JTG811	24	JTG83	85		GO +		HAKAUI		COTINK
	JTG83	3760/5				T+15	JTG83	51	JTG816	42		T+15	JTG815	12		
	TOTAL	5368				T+30	JTG814	25				T+30			JTG84	48
T+15	JTG811	571	JTG811	105												
	JTG815	80														
	JTG816	344/1														
	JTG82	26														
	TOTAL	1021														
T+30	JTG814	505/1														
	JTG815	104														
	JTG84	280														
	TOTAL	889														

NOTE: JTG 8.5 and 8.6 requirements not included; to be added at a later date.

5-29
CONFIDENTIAL

CONFIDENTIAL

~~CONFIDENTIAL~~

THIS PAGE IS INTENTIONALLY LEFT BLANK

~~CONFIDENTIAL~~

TABLE 5-7

MATERIEL TRANSPORTATION REQUIREMENTS SUMMARY

MODE: SURFACE

NOTE: JTG 8.5 and 8.6 requirements not included; to be added at a later date

GO +	CONOAK JAHNST	HAOAHU JAHNST	COPORH JAHNST	CONOAK HAOAHU	CONOAK HAKAU	CONOAK HAMAUI	CONOAK KWAJ	CONOAK MIDWAY	CONOAK PALMYR	CONOAK CANTON	CONOAK UPOLU	CONOAK VITILE	CONOAK NZLAND	CONOAK FRFRSH	HAOAHU BKRHOW
15	6027	100	3900	1585											
30	2301			2391	892										
45	1021				92	63									
60	423	2030		2180											
75	8	2070		110			60	90	90						
90	4410			219											
105	3132		3700	1010	75	90				180	330				
120	765			469				100	150			260	50	150	
135	2017		3700	140	125					60	65			187	
150	432			149		70									
165	81														
180	500														
215															104

CONFIDENTIAL

5-31

CONFIDENTIAL

VOL III
April 1969

TABLE 5-7

VOL III
April 1969

MATERIEL TRANSPORTATION REQUIREMENTS SUMMARY (Cont'd)

MODE: SURFACE

NOTE: JTG 8.5 and 8.6 requirements not included; to be added at a later date.

GO +	HAMAUI CONOAK	UPOLU CONOAK	CANTON CONOAK	PALMYR CONOAK	HAOAHU CONOAK	JAHNST CONOAK	MIDWAY CONOAK	WAKE CONOAK	GUAM CONOAK	KWAJ CONOAK	NZLAND CONOAK	VITILE CONOAK	FRFRSH CONOAK	HAKAUI CONOAK	BKRHOW HAOAHU
225	160	395	256	250	1260+	13303+	126	126	119	60	50	260	337	75	
255						460									
270					30	940									
285					607										
300						5700									
360															104
T					1495	5368								375	
T+15	63					1021								63/1	
T+30						889								717	
GO +	JAHNST HAOAHU	HAMAUI CONOAK													
T	30														
T+15	10	63/1													

5-32

CONFIDENTIAL

TABLE 5-8

MATERIEL TRANSPORTATION REQUIREMENTS SUMMARY
 MODE: CHANNEL AIR

NOTE: JTG 8.5 and 8.6 requirements not included; to be added at a later date.

GO +	COTRAV HAHICK	COTRAV JAHNST	HAHICK JAHNST	COTRAV HAKAUI	JAHNST HAHICK	COTRAV GUAM	COTRAV MIDWAY	COTRAV WAKE		GO +	COTRAV JAHNST	COTRAV HAKAUI	COTRAV HAHICK	JAHNST COTRAV	JAHNST HAHICK	HAHICK COTRAV
15	154	179	91							195	166	3				
30	145	10	19							210	131		130			
45		31	38	7						225	5	3		10		
60	1	8	105	8						255				1		
90		314								285	5	3				
105	80									315	5	3				
120	160	ST502* 205				8	8	8		345	5	3				
135		67		5		6				360				15		
150		3 ST603* ST108*					10	10		T				24	85	15
165		ST104* 5		3						T+15				66	10	116
180		1								T+30				25	4	
										T+60						40

*JTG 8.1.3 Subtask tonnage unknown.

CONFIDENTIAL 5-33

CONFIDENTIAL

~~CONFIDENTIAL~~

THIS PAGE IS INTENTIONALLY LEFT BLANK

~~CONFIDENTIAL~~

TABLE 5-9

MATERIEL TRANSPORTATION REQUIREMENTS SUMMARY
 MODE: SPECIAL AIRLIFT MISSIONS

NOTE: JTG 8.5 and 8.6 requirements not included; to be added at a later date.

GO +	COKIRT JAHNST	COTINK PALMYR	COTINK FRFRSH	COTINK JAHNST	HAHICK FRFRSH	HAHICK PALMYR	HAHICK CANTON	COTRAV HABARP	COKIRT HAHICK	COMUGU JAKAU	HAKAUI JAKAU	COMCCL HAHICK	COFORB HAHICK	YOKOTA HAHICK	COTINK HAHICK
15	8/2	48	48	48											
30					54	54	54	5/4	46						
45	140								111	12/1	12/1	41	7	18	1
75											12/1				
90								10/4							
120								10/4							
135								10/4							
150	53							10/4							
165								10/4							
180	10							10/4							
195								10/4							
210	10							10/4							
225								10/4							
240	10							10/4							
255								10/4							
270								10/4							
300	10							10/4							

CONFIDENTIAL
 5-35

CONFIDENTIAL

TABLE 5-9

MATERIEL TRANSPORTATION REQUIREMENTS SUMMARY (Cont'd)

MODE: SPECIAL AIRLIFT MISSIONS

NOTE: JTG 8.5 and 8.6 requirements not included; to be added at a later date.

GO +	COMALM HAHICK	COKIRT HABARP	COHANS HAHICK	COWPAT HAHICK	CODMON HAHICK	COMARC HAHICK	HAHICK BKRHOW	MIDWAY JAHNST	COTINK BKRHOW	HAHICK CODMON	HAHICK VITILE	HAHICK UPOLU	COMCCL SAMOA	HAHICK SAMOA	HAHICK XMAS
45	7	78													
60		12	20	20	86	1									
105		22					80	10	48	86					
135		28									40	40			
150		29													
165		31											12	3	
180		29												21	
195		19													
210		42													
225		40					26								26
240		59													
255		48													

CONFIDENTIAL

VOL III
April 1969

5-36

TABLE 5-9

MATERIEL TRANSPORTATION REQUIREMENTS SUMMARY (Cont'd)
 MODE: SPECIAL AIRLIFT MISSIONS

NOTE: JTG 8.5 and 8.6 requirements not included; to be added at a later date.

GO +	HAHICK MALDEN	HAHICK TARAWA	HAHICK ARORAE	COTINK XMAS	COTINK MALDEN	COTINK TARAWA	COTINK ARORAE	HABARP COKIRT	HAHICK COKIRT	HAHICK CANTON	CANTON HAOAHU	HABARP COTRAV	HAHICK COHANS	HAHICK COWPAT	HAHICK COMARC
225	26	26	26	48	48	48	48								
270								149	23						
285									23						
A } B }	Dates to be determined depending on the dates of BKRHOW Operations.														
T												125	20	20	1
T+30									111						
GO +	JAHNST COKIRT	FRFRSH COTRAV	PALMYR COTRAV	CANTON COTRAV	VITILE COTRAV	UPOLU COTRAV	BKRHOW COTRAV	XMAS COTRAV	MALDEN COTRAV	TARAWA COTRAV	ARORAE COTRAV	JAKAU COMUGU	JAKAU HAKAUI	BKRHOW COTINK	SAMOA COMCCL
T+15	1	54	54	73	40	40	106	26	26	26	26	12	24		
T+30	77													48	12
GO +	SAMOA HAHICK	XMAS COTINK	MALDEN COTINK	TARAWA COTINK	ARORAE COTINK	PALMYR COTINK	FRFRSH COTINK	JAHNST COTINK	HAHICK COMCCL	HAHICK COFORB	HAHICK YOKOTA	HAHICK COTINK	HAHICK COMALM		
T+30	24	48	48	48	48	48	48	48	41	7	18	1	7		

5-37

VOL III
 April 1969

TABLE 5-9

MATERIEL TRANSPORTATION REQUIREMENTS SUMMARY (Cont'd)
 MODE: SPECIAL AIRLIFT MISSIONS

NOTE: JTG 8.5 and 8.6 requirements not included; to be added at a later date.

GO +	COLOSA JAHNST														
90	4/1														
150	4/1														
180	4/1														
210	4/1														
240	4/1														
270	4/1														
300	4/1														
330	4/1														

VOL III
 April 1969

~~CONFIDENTIAL~~
 5-38

~~CONFIDENTIAL~~

TABLE 5-10

PERSONNEL TRANSPORTATION REQUIREMENTS DEPARTING TRAVIS AFB
MODE: AIR

TO:

GO +		JAHNST		HAHICK	GO +		JAHNST		HAHICK	GO +		JAHNST		HAHICK		
30	HQJTF8	190	HQJTF8	96	120	HQJTF8	5	HQJTF8	5	240	HQJTF8	5	HQJTF8	5		
	JTG817	2	JTG82	85		JTG813	126	JTG813	4		JTG813	2	JTG813	5		
	JTG82	80	JTG84	11		JTG817	5	TOTAL	9		JTG817	6	TOTAL	10		
	JTG83	92	TOTAL	192		JTG83	5				JTG82	12			JTG82	12
	JTG86	113				JTG86	6				JTG86	6				
TOTAL	477	TOTAL	147	TOTAL	31											
60	HQJTF8	34	HQJTF8	12	150	HQJTF8	5	HQJTF8	5	270	HQJTF8	5	HQJTF8	5		
	JTG813	93	JTG813	43		JTG813	236	JTG813	22		JTG817	6	JTG84	60		
	JTG817	2	JTG83	44		JTG817	3	JTG84	15		JTG83	91	TOTAL	65		
	JTG82	1	JTG84	1321		JTG82	14	TOTAL	42		JTG86	7				
	JTG83	196	TOTAL	1420		JTG83	71				TOTAL	109	TOTAL	109		
JTG86	6	TOTAL			336	JTG86	7									
TOTAL	332	TOTAL	336	TOTAL	175											
90	HQJTF8	5	HQJTF8	5	180	HQJTF8	5	HQJTF8	5	300	HQJTF8	5	HQJTF8	5		
	JTG813	46	JTG813	35		JTG813	214	JTG813	164		JTG817	6	TOTAL	17		
	JTG817	5	JTG84	248		JTG817	3	JTG84	6		JTG86	6				
	JTG82	93	TOTAL	288		JTG83	91	TOTAL	175		TOTAL	17				
	JTG83	18				TOTAL	319				TOTAL	175				
JTG86	7	TOTAL	174	TOTAL	319											
TOTAL	174	TOTAL	288	TOTAL	319											
					210	HQJTF8	5	HQJTF8	5	330	HQJTF8	5	HQJTF8	5		
						JTG813	7	JTG813	2		JTG817	4	TOTAL	16		
						JTG817	6	TOTAL	7		JTG86	7				
						JTG82	175				TOTAL	16				
						JTG83	2	TOTAL	7							
				JTG86	7	TOTAL	202									
				TOTAL	202											

NOTE: JTG 8.5 requirements not included; to be added at a later date.

5-39

VOL III
April 1969

CONFIDENTIAL

TABLE 5-10

VOL III
April 1969

PERSONNEL TRANSPORTATION REQUIREMENTS DEPARTING TRAVIS AFB														
MODE: AIR														
TO:														
GO +		BKRHOW		CANTON		FRFRSH		PALMYR		UPOLU		VITILE		ARORAE
30	HQJTF8	1	HQJTF8 JTG82	2 45	HQJTF8 JTG82	1 26	HQJTF8 JTG82	2 26	HQJTF8	1				
			TOTAL	47	TOTAL	27	TOTAL	28						
60												HQJTF8	1	
120	JTG82	24	JTG813	2	JTG813	2		JTG813	2					
150			JTG813	12	JTG813	3	JTG813	6	JTG813 JTG82	5 18	JTG813 JTG82	4 18		
								TOTAL	23	TOTAL	22			
180			JTG813	4	JTG813	4	JTG813	2	JTG813	5	JTG813	32		
210													HQJTF8	1
240	JTG82	9											JTG82	9

NOTE:
JTG 8.5 requirements not included; to be added at a later date.

CONFIDENTIAL

CONFIDENTIAL

TABLE 5-10

PERSONNEL TRANSPORTATION REQUIREMENTS DEPARTING TRAVIS AFB
MODE: AIR

GO +	TO:											
	MIDWAY	NZLAND	GUAM	OKINAW	WAKE	TARAWA	XMAS					
120	JTG813 2			JTG813	2							
150	JTG813 2	JTG813 4	JTG813 7	JTG813 6	4							
180	JTG813 6			JTG813	2							
210						HQJTF8	1	HQJTF8	1	HQJTF8	1	
240						JTG82	9	JTG82	9	JTG82	9	
GO +	MALDEN	KWAJ										
150		JTG813 3										
210	HQJTF8 1											
240	JTG82 9											
NOTE:	JTG 8.5 requirements not included; to be added at a later date.											

~~CONFIDENTIAL~~

THIS PAGE IS INTENTIONALLY LEFT BLANK

~~CONFIDENTIAL~~

TABLE 5-11

PERSONNEL TRANSPORTATION REQUIREMENTS DEPARTING HICKAM AFB
 MODE: AIR

TO:

GO +		COTRAV		HAMAUI		MIDWAY		FRFRSH		PALMYR		XMAS		KWAJ	
30	HQJTF8	5													
	JTG86	7													
	TOTAL	12													
60	HQJTF8	5	JTG816	4	JTG84	3	JTG84	15	JTG84	15	JTG87	3	JTG87	3	
90	HQJTF8	5	JTG816	4											
120	HQJTF8	5	JTG816	6											
150	HQJTF8	5	JTG816	7											
180	HQJTF8	5	JTG813	2											
	JTG813	1	JTG816	7											
	TOTAL	6	TOTAL	9											
210	HQJTF8	5	JTG816	6											
240	HQJTF8	5	JTG816	7											
	JTG813	20													
	TOTAL	25													
270	HQJTF8	5	JTG816	7						JTG84	15				
	JTG813	153													
	JTG83	1													
	TOTAL	159													
300	HQJTF8	5	JTG816	6											
	JTG813	38													
	JTG84	149													
	TOTAL	192													
330	HQJTF8	5	JTG816	7											

NOTE: JTG 8.5 requirements not included; to be added at a later date.

See page 5-60 for JTG 8.7 special route requirements.

5-43

VOL III
 April 1969

TABLE 5-11

VOL III
April 1969

PERSONNEL TRANSPORTATION REQUIREMENTS DEPARTING HICKAM AFB
MODE: AIR

TO:

GO +		JAHNST	GO +		JAHNST	GO +		JAHNST	GO +		JAHNST	GO +		JAHNST		
30	HQJTF8	15	90	HQJTF8	15	150	HQJTF8	15	240	HQJTF8	15	330	HQJTF8	15		
	JTG812	64		JTG811	14		JTG811	3		JTG811	60		JTG812	60		
	JTG814	20		JTG812	80		JTG812	85		JTG814	15		JTG814	15		
	JTG815	11		JTG814	4		JTG814	32		JTG816	41		JTG816	41		
	JTG816	23		JTG815	14		JTG815	7		JTG817	8		JTG817	7		
	JTG817	4		JTG816	27		JTG816	41		JTG82	8		JTG82	16		
	JTG83	30		JTG817	7		JTG817	3		JTG86	40		JTG86	40		
	JTG86	40		JTG82	12		JTG82	8		JTG87	9		JTG87	2		
	JTG87	11		JTG86	40		JTG86	40		TOTAL	196		TOTAL	196		
				JTG87	8		JTG87	2								
	TOTAL	218		TOTAL	221		TOTAL	236	270	HQJTF8	15					
60	HQJTF8	20	120	HQJTF8	15	180	HQJTF8	15		JTG812	50					
	JTG811	20		JTG811	3		JTG811	7		JTG814	15					
	JTG812	75		JTG812	100		JTG812	75		JTG816	31					
	JTG814	56		JTG814	4		JTG814	4		JTG817	8					
	JTG815	37		JTG815	8		JTG816	31		JTG82	8					
	JTG816	22		JTG816	35		JTG817	3		JTG86	40					
	JTG817	4		JTG817	8		JTG82	8		JTG87	2					
	JTG82	16		JTG82	8		JTG86	40		TOTAL	169					
	JTG84	381		JTG83	6		JTG87	2								
	JTG86	40		JTG86	40		TOTAL	185	300	HQJTF8	15					
	JTG87	14		JTG87	4	210	HQJTF8	15		JTG812	60					
	TOTAL	685		TOTAL	227		JTG812	73		JTG814	15					
							JTG814	15		JTG816	35					
							JTG816	35		JTG817	8					
							JTG817	8		JTG82	16					
							JTG82	8		JTG86	40					
							JTG86	40		JTG87	2					
							JTG87	2		TOTAL	191					
							TOTAL	196								

NOTE: JTG 8.5 requirements not included; to be added at a later date.

CONFIDENTIAL

CONFIDENTIAL

5-44

TABLE 5-11

PERSONNEL TRANSPORTATION REQUIREMENTS DEPARTING HICKAM AFB
 MODE: AIR

TO:

GO +		HAWHAW		HAKAUI		BKRHOW		TARAWA		ARORAE		MALDEN		CANTON	
90	JTG816	2	JTG816	4											
120	JTG816	2	JTG816	3											
150	JTG816	2	JTG813	6	JTG84	15									
			JTG816	4											
			TOTAL	10											
180	JTG816	2	JTG816	3	JTG84	6						JTG84		6	
210	JTG816	2	JTG816	4											
240	JTG816	2	JTG816	3	JTG816	14									
270	JTG816	2	JTG816	4	JTG816	5	JTG84	15	JTG84	15	JTG84	15			
300	JTG816	2	JTG816	3	JTG816	7									
330			JTG816	4	JTG816	7									
		RETROGRADE MOVEMENT FROM HICKAM TO TRAVIS													
	HQJTF8	105													
	JTG813	55													
	JTG82	85													
	JTG83	37													
	JTG84	1487													
	TOTAL	1769													
NOTE: JTG 8.5 requirements not included; to be added at a later date.															

~~CONFIDENTIAL~~

5-45

~~CONFIDENTIAL~~

VOL III
April 1969

~~CONFIDENTIAL~~

THIS PAGE IS INTENTIONALLY LEFT BLANK

TABLE 5-12

PERSONNEL TRANSPORTATION REQUIREMENTS FROM JOHNSTON ATOLL
MODE: AIR

TO:

GO +		HAHICK		COTRAV		GO +		HAHICK		COTRAV		GO +		HAHICK		COTRAV
30	HQJTF8	20				120	HQJTF8	15	HQJTF8	5		210	HQJTF8	15	HQJTF8	5
	JTG812	20			JTG812		80	JTG817	5	JTG812	73		JTG813	171		
	JTG817	4	JTG817	2	JTG814		24	JTG83	19	JTG814	15		JTG817	6		
	JTG86	40	JTG86	7	JTG815		4	JTG86	6	JTG816	40		JTG86	7		
	JTG87	2			JTG816		33			JTG817	8					
			TOTAL	9	JTG817		8	TOTAL	35	JTG82	8		TOTAL	189		
					JTG82		8			JTG86	40					
					JTG86		40			JTG87	2					
					JTG87		2									
		TOTAL	86				TOTAL	214			TOTAL		201			
60	HQJTF8	15	HQJTF8	5		150	HQJTF8	15	HQJTF8	5		240	HQJTF8	15	HQJTF8	5
	JTG812	64	JTG817	2	JTG812		85	JTG813	2	JTG812	60		JTG813	14		
	JTG816	5	JTG86	6	JTG816		27	JTG817	3	JTG814	15		JTG817	6		
	JTG817	4			JTG817		3	JTG86	7	JTG815	8		JTG82	109		
	JTG82	16	TOTAL	13	JTG82		8			JTG816	41		JTG86	6		
	JTG83	30			JTG82		8			JTG817	8					
	JTG86	40			JTG86		40	TOTAL	17	JTG82	8		TOTAL	140		
	JTG87	2			JTG87		2			JTG86	40					
					TOTAL		180			JTG87	9					
		TOTAL	176				TOTAL	180			TOTAL		204			
90	HQJTF8	15	HQJTF8	5		180	HQJTF8	15	HQJTF8	5		270	HQJTF8	15	HQJTF8	5
	JTG812	75	JTG817	5	JTG812		75	JTG817	3	JTG812	60		JTG813	380		
	JTG816	10	JTG86	7	JTG816		27	JTG83	5	JTG814	15		JTG817	6		
	JTG817	7			JTG817		3	JTG86	6	JTG816	31		JTG82	197		
	JTG82	12	TOTAL	17	JTG82		8			JTG817	8		JTG86	7		
	JTG86	40			JTG82		8			JTG82	8					
	JTG87	3			JTG86		40	TOTAL	19	JTG86	40		TOTAL	595		
					JTG87		2			JTG87	2					
					TOTAL		170									
		TOTAL	162				TOTAL	170			TOTAL		179			

NOTE: JTG 8,5 requirements not included; to be added at a later date.

5-47

VOL III
April 1969

CONFIDENTIAL

TABLE 5-12

PERSONNEL TRANSPORTATION REQUIREMENTS FROM JOHNSTON ATOLL
 MODE: AIR

TO:

GO +		HAHICK		COTRAV														
300	HQJTF8	15	HQJTF8	5	RETROGRADE TO HICKAM													
	JTG812	60	JTG813	142														
	JTG814	15	JTG817	6		JTG811	47											
	JTG816	48	JTG83	160		JTG812	70											
	JTG817	8	JTG86	6		JTG814	92											
	JTG82	16				JTG815	62											
	JTG86	40	TOTAL	319		JTG816	86											
	JTG87	2				JTG84	381											
						JTG87	32											
		TOTAL	204			TOTAL	770											
330	HQJTF8	15	HQJTF8	5	RETROGRADE TO TRAVIS													
	JTG812	60	JTG817	4														
	JTG814	15	JTG83	41		HQJTF8	200											
	JTG815	3	JTG86	7		JTG813	17											
	JTG816	45				JTG82	69											
	JTG817	7	TOTAL	57		JTG83	344											
	JTG82	16				JTG86	100											
	JTG86	40				TOTAL	730											
	JTG87	2																
		TOTAL	203															

NOTE: JTG 8.5 requirements not included; to be added at a later date.

VOL. III
 April 1969

87-5

TABLE 5-13

PERSONNEL TRANSPORTATION REQUIREMENTS OF HQ, JTF8
 MODE: AIR

TO:

GO +	COTRAV JAHNST	COTRAV HAHICK	COTRAV BKRHOW	COTRAV CANTON	COTRAV FRFRSH	COTRAV PALMYR	COTRAV UPOLU	COTRAV VITILE	COTRAV ARORAE	COTRAV TARAWA	COTRAV XMAS	COTRAV MALDEN	HAHICK COTRAV	JAHNST COTRAV	
30	190	96	1	2	1	2	1						5		
60	34	12						1					5	5	
90	5	5											5	5	
120	5	5											5	5	
150	5	5											5	5	
180	5	5											5	5	
210	5	5							1	1	1	1	5	5	
240	5	5											5	5	
270	5	5											5	5	
300	5	5											5	5	
330	5	5											5	5	

5-49

VOL III
 April 1969

TABLE 5-13

PERSONNEL TRANSPORTATION REQUIREMENTS OF HQ, JTF8 (Cont'd)
MODE: AIR

TO:

GO +	JAHNST HAHICK	HAHICK JAHNST													
30	20	15													
60	15	20													
90	15	15													
120	15	15													
150	15	15													
180	15	15													
210	15	15													
240	15	15													
270	15	15													
300	15	15													
330	15	15													
GO +	JAHNST COTRAV	HAHICK COTRAV	BKRHOW COTRAV	CANTON COTRAV	FRFRSH COTRAV	PALMYR COTRAV	UPOLU COTRAV	VITILE COTRAV	ARORAE COTRAV	TARAWA COTRAV	XMAS COTRAV	MALDEN COTRAV			
T+30	200	105	1	2	1	2	1	1	1	1	1	1			

III TOA

5-50

~~CONFIDENTIAL~~

TABLE 5-13

JTG 8.1.1			PERSONNEL TRANSPORTATION REQUIREMENTS										JTG 8.1.2		
TO:			MODE: AIR										TO:		
GO +	HAHICK JAHNST	JAHNST HAHICK										GO +	HAHICK JAHNST	JAHNST HAHICK	
60	20											30	64	20	
90	14											60	75	64	
120	3											90	80	75	
150	3											120	100	80	
180	7											150	85	85	
T+30		47										180	75	75	
												210	73	73	
												240	60	60	
												270	50	60	
												300	60	60	
												330	60	60	
												T+30		70	

~~CONFIDENTIAL~~

5-51

~~CONFIDENTIAL~~

TABLE 5-13

PERSONNEL TRANSPORTATION REQUIREMENTS OF JTG 8.1.3
MODE: AIR

TO:

GO +	COTRAV JAHNST	COTRAV HAHICK	COTRAV MIDWAY	COTRAV CANTON	COTRAV FRFRSH	JAHNST COTRAV	COTRAV PALMYR	COTRAV VITILE	COTRAV NZLAND	COTRAV GUAM	COTRAV OKINAW	COTRAV UPOLU	COTRAV WAKE	HAHICK COTRAV	HAHICK HAMAUI
60	93	43													
90	46	35													
120	126	4	2	2	2							2	2		
150	236	22	2	12	3	2	6	4	4	7	6	5	4		
180	214	164	6	4	4		2	32				5	2	1	2
210	7	2				171									
240	2	5				14								20	
270						380								153	
300						142								38	
T+30						17								55	
GO +	MIDWAY COTRAV	CANTON COTRAV	FRFRSH COTRAV	UPOLU COTRAV	WAKE COTRAV	COTRAV KWAJ	HAHICK HAKAUI	PALMYR COTRAV	VITILE COTRAV	HAMAUI COTRAV	HAKAUI COTRAV	NZLAND COTRAV	GUAM COTRAV	OKINAW COTRAV	KWAJ COTRAV
120	2	2	2	2	2										
150						3									
180							6								
240	1														
270	12	11	7	8	6			8	34	2	6	4	7	6	3
				2					2						

CONFIDENTIAL

5-52

TABLE 5-13

PERSONNEL TRANSPORTATION REQUIREMENTS											
JTG 8.1.4						JTG 8.1.5					
TO:						TO:					
GO +	HAHICK JAHNST	JAHNST HAHICK				GO +	HAHICK JAHNST	JAHNST HAHICK			
30	20					30	11				
60	56					60	37				
90	4					90	14				
120		24				120	8	4			
150	32					150	7				
180	4					240		8			
210	15	15				330		3			
240	15	15				T		52			
270	15	15				T+30		10			
300	15	15									
330	15	15									
T+30		92									

~~CONFIDENTIAL~~

5-53

VOL III
April 1969

~~CONFIDENTIAL~~

TABLE 5-13

VOL. III
April 1969

PERSONNEL TRANSPORTATION REQUIREMENTS																
JTG 8.1.6						MODE: AIR						JTG 8.1.7				
TO:												TO:				
GO +	HAHICK JAHNST	JAHNST HAHICK	HAHICK HAMAUI	HAHICK HAWHAW	HAHICK HAKAUI	HAWHAW HAHICK	HAMAUI HAHICK	HAKAUI HAHICK	HAHICK BKRHOW	BKRHOW HAHICK		GO +	COTRAV JAHNST	HAHICK JAHNST	JAHNST COTRAV	JAHNST HAHICK
30	23											30	2	4	2	4
60	22	5	4									60	2	4	2	4
90	27	10	4	2	4							90	5	7	5	7
120	35	33	6	2	3	2	3					120	5	8	5	8
150	41	27	7	2	4	2	7	4				150	3	3	3	3
180	31	27	7	2	3	2	7	3				180	3	3	3	3
210	35	40	6	2	4	2	6	4				210	6	8	6	8
240	41	41	7	2	3	2	7	3	14			240	6	8	6	8
270	31	31	7	2	4	2	7	4	5			270	6	8	6	8
300	35	48	6	2	3	2	6	3	7	7		300	6	8	6	8
330	41	45	7		4	2	7	4	7	7		330	4	7	4	7
T+30		86					18	10		19						

CONFIDENTIAL

5-54

CONFIDENTIAL

TABLE 5-13

PERSONNEL TRANSPORTATION REQUIREMENTS OF JTG 8.2
MODE: AIR

TO:

GO +	COTRAV JAHNST	COTRAV HAHICK	COTRAV FRFRSH	COTRAV PALMYR	COTRAV CANTON	HAHICK JAHNST	JAHNST HAHICK	COTRAV BKRHOW	COTRAV VITILE	COTRAV UPOLU	COTRAV XMAS	COTRAV MALDEN	COTRAV TARAWA	COTRAV ARORAE	
30	80	85	26	26	45										
60	1					16	16								
90	93					12	12								
120						8	8	24							
150	14					8	8		18	18					
180						8	8								
210	175					8	8								
240	12					8	8	9			9	9	9	9	
270						8	8								
300						16	16								
330						16	16								
GO +	JAHNST COTRAV	HAHICK COTRAV	FRFRSH COTRAV	PALMYR COTRAV	CANTON COTRAV	BKRHOW COTRAV	VITILE COTRAV	XMAS COTRAV	UPOLU COTRAV	MALDEN COTRAV	TARAWA COTRAV	ARORAE COTRAV			
240	109														
270	197														
T+30	69	85	26	26	45	33	18	9	18	9	9	9			

SECRET

5-55

VOL III
April 1969

TABLE 5-13

PERSONNEL TRANSPORTATION REQUIREMENTS OF JTG 8.3
MODE: AIR

TO:

GO +	COTRAV JAHNST	COTRAV HAHICK	HAHICK JAHNST	HAHICK COTRAV	JAHNST COTRAV	JAHNST HAHICK									
30	92		30												
60	196	44				30									
90	18														
120	5		6		19										
150	71														
180	91				5										
210	2														
270	91			1											
300					160										
330					41										
T+30				37	344										

VOL III
April 1969

~~CONFIDENTIAL~~
5-56

~~CONFIDENTIAL~~

TABLE 5-13

PERSONNEL TRANSPORTATION REQUIREMENTS OF JTG 8.4
MODE: AIR

TO:

GO +	COTRAV HAHICK	HAHICK JAHNST	HAHICK MIDWAY	HAHICK BKRHOW	HAHICK TARAWA	HAHICK ARORAE	HAHICK MALDEN	HAHICK XMAS	HAHICK FRFRSH	HAHICK CANTON	HAHICK PALMYR	MIDWAY CANTON	HAHICK COTRAV	JAHNST HAHICK	
30	11														
60	1321	381	3						15		15				
90	248														
150	15			15											
180	6			6						6		3			
270	60				15	15	15	15							
300													149		
T+30													1487	381	
GO +	FRFRSH HAHICK	PALMYR HAHICK	XMAS HAHICK	MALDEN HAHICK	TARAWA HAHICK	ARORAE HAHICK	BKRHOW HAHICK	CANTON HAHICK							
T	15	15	15	15	15	15	15	9							

5-57

TABLE 5-13

PERSONNEL TRANSPORTATION REQUIREMENTS OF JTG 8.5
MODE: AIR

TO:

GO
+

To be provided at a later date


AL

TABLE 5-13

PERSONNEL TRANSPORTATION REQUIREMENTS OF JTG 8.6
MODE: AIR

TO:															
GO +	COTRAV JAHNST	JAHNST COTRAV	JAHNST HAHICK	HAHICK JAHNST											
30	113	7	40	40											
60	6	6	40	40											
90	7	7	40	40											
120	6	6	40	40											
150	7	7	40	40											
180	6	6	40	40											
210	7	7	40	40											
240	6	6	40	40											
270	7	7	40	40											
300	6	6	40	40											
330	7	7	40	40											
T+30		100													

CONFIDENTIAL

CONFIDENTIAL

TABLE 5-13

PERSONNEL TRANSPORTATION REQUIREMENTS OF JTG 8.7

MODE: AIR

TO:

GO +	HAHICK JAHNST	HAHICK XMAS	HAHICK KWAJ	JAHNST HAHICK	XMAS HAHICK	KWAJ HAHICK	RT #1	RT #2	RT #3						
30	11			2											
60	14	3	3	2			6	2	3						
90	8			3											
120	4			2											
150	2			2			3	2	1						
180	2			2											
210	2			2											
240	9			9				3	2						
270	2			2											
300	2			2											
330	2			2			3	1							
T+30				32	3	3									
	RT #1 HAHICK JAHNST PALMYR CANTON WAKE HAHICK		RT #2 HAHICK FRFRSH MIDWAY WAKE GUAM VITILE TUTUIL PENRYN CANTON PALMYR HAHICK		RT #3 HAHICK MAJURO GUAM HAHICK										

VOL III

09-5

~~CONFIDENTIAL~~

VEHICLES AND SUPPORT EQUIPMENT

6.1 GENERAL

This section contains the Post-GO requirements of vehicles and support equipment as reported by the Using Agencies involved in nuclear testing in the Pacific Operational Area.

6.2 SUMMARY OF TABLES

The vehicles and support equipment required are presented in the following tables:

<u>TABLE</u>	<u>TITLE</u>	<u>PAGE</u>
TABLE 6-1	Requirements Summary	6-3
TABLE 6-2	Summary of Each User's Requirements	6-7
TABLE 6-3	Summary of Requirements at Major Locations	6-13
TABLE 6-4	Requirements at All Locations by User	6-18

The data in these tables are presented as follows:

	GO + N	Max.
ITEM	X/Y	M

ITEM identifies the vehicle or equipment.

N is the GO+ date of the requirement.

X On N day the requirement for this item is increased by X or decreased by (X).

Y Running total requirement for this item.

M Maximum number of this item required.

NOTE: The requirements of JTG 8.5 and JTG 8.6 are not included in this section. Such requirements will be added at a later date.

~~CONFIDENTIAL~~

CONFIDENTIAL

THIS PAGE IS INTENTIONALLY LEFT BLANK

~~CONFIDENTIAL~~

TABLE: 6-1

VEHICLE AND SUPPORT EQUIPMENT REQUIREMENTS SUMMARY*																
GO +	5	15	30	45	60	75	90	105	120	135	150	165	180	210	240	270
1/4-3/4 T 4WL Dr Truck	$\frac{1}{1}$	$\frac{20}{21}$	$\frac{14}{35}$	$\frac{18}{53}$	$\frac{18}{71}$		$\frac{8}{79}$		$\frac{1}{80}$						$\frac{6}{86}$	$\frac{(12)}{74}$
1/2-3/4 T Pickup	$\frac{4}{4}$	$\frac{19}{23}$	$\frac{41}{64}$	$\frac{61}{125}$	$\frac{41}{166}$	$\frac{9}{175}$	$\frac{8}{183}$		$\frac{25}{208}$	$\frac{14}{222}$	$\frac{28}{250}$	$\frac{1}{251}$	$\frac{6}{257}$	$\frac{2}{259}$		$\frac{(13)}{246}$
1/2 T Pickup (W/Radio)	$\frac{1}{1}$				$\frac{4}{5}$											
1/2 T Pickup (W/Hitch)				$\frac{8}{8}$												
1 T Pickup			$\frac{1}{1}$													
1 T Pickup (W/Radio)			$\frac{1}{1}$	$\frac{1}{2}$												
1-1/2 T Truck					$\frac{1}{1}$				$\frac{1}{2}$							$\frac{(2)}{0}$
2-1/2 T Truck			$\frac{1}{1}$	$\frac{2}{3}$	$\frac{3}{6}$											
2-1/2 T 6X6 Truck	$\frac{1}{1}$								$\frac{2}{3}$		$\frac{1}{4}$					
5 T Pickup				$\frac{1}{1}$												
3/4 T Wpns. Carrier		$\frac{3}{3}$					$\frac{2}{5}$		$\frac{6}{11}$	$\frac{2}{13}$	$\frac{12}{25}$					
Panel Truck		$\frac{1}{1}$		$\frac{2}{3}$	$\frac{2}{5}$											
Carryall		$\frac{1}{1}$	$\frac{1}{2}$	$\frac{5}{7}$	$\frac{2}{9}$				$\frac{1}{10}$		$\frac{1}{11}$					$\frac{(2)}{9}$
Station Wagon	$\frac{4}{4}$	$\frac{2}{6}$	$\frac{10}{16}$	$\frac{9}{25}$	$\frac{14}{39}$	$\frac{8}{47}$	$\frac{5}{52}$		$\frac{(1)}{51}$	$\frac{2}{53}$	$\frac{15}{68}$		$\frac{1}{69}$			$\frac{(4)}{65}$
Sta. Wag. (W/Radio)	$\frac{1}{1}$	$\frac{1}{2}$	$\frac{1}{3}$	$\frac{10}{13}$	$\frac{1}{14}$											
Mini Bus					$\frac{6}{6}$											
1 T Step Van				$\frac{2}{2}$		$\frac{1}{3}$										
Bus (29 Pass.)			$\frac{1}{1}$	$\frac{6}{7}$	$\frac{3}{10}$				$\frac{(1)}{9}$							
Sedan	$\frac{26}{26}$	$\frac{33}{59}$	$\frac{135}{194}$	$\frac{35}{229}$	$\frac{86}{315}$	$\frac{61}{376}$	$\frac{122}{498}$	$\frac{5}{503}$	$\frac{1}{504}$	$\frac{4}{508}$	$\frac{19}{527}$	$\frac{1}{528}$	$\frac{1}{529}$		$\frac{(5)}{524}$	$\frac{(38)}{486}$
Sedan (W/Radio)				$\frac{22}{22}$												$\frac{(2)}{20}$
Bicycle	$\frac{1}{1}$	$\frac{67}{68}$	$\frac{90}{158}$	$\frac{34}{192}$	$\frac{27}{219}$	$\frac{14}{233}$	$\frac{46}{279}$		$\frac{42}{321}$	$\frac{17}{338}$	$\frac{77}{415}$	$\frac{2}{417}$	$\frac{1}{418}$			$\frac{(60)}{358}$
10 T 50' Boom Crane		$\frac{1}{1}$			$\frac{1}{2}$	$\frac{1}{3}$			$\frac{3}{6}$				$\frac{1}{7}$			$\frac{(3)}{4}$
90 T 140' Boom Crane									$\frac{2}{2}$							
Hi Ranger													$\frac{1}{1}$			$\frac{(1)}{0}$
Cherry Picker		$\frac{1}{1}$									$\frac{3}{4}$					

*JTG 8.1.7, JTG 8.5 and JTG 8.6 requirements will be provided at a later date.

TABLE: 6-1

VEHICLE AND SUPPORT EQUIPMENT REQUIREMENTS SUMMARY* (Continued)														
GO +	285	A	B	300	360	390	T	T + 15	T + 30					Max. Required
1/4-3/4 T 4WL Dr Truck	(1) 73	3 76	(3) 73	(1) 72	(26) 46		(18) 28	(26) 2	(2) 0					86
1/2-3/4 T Pickup	(15) 231	2 233	(2) 231		(22) 209	(2) 207	(22) 185	185	0					268
1/2 T Pickup (W/Radio)	(4) 1							(1) 0						5
1/2 T Pickup (W/Hitch)								(8) 0						8
1 T Pickup								(1) 0						1
1 T Pickup (W/Radio)								(2) 0						2
1-1/2 T Truck														2
2-1/2 T Truck	(3) 3				(2) 1		(1) 0							6
2-1/2 T 6X6 Truck								(4) 0						4
5 T Pickup					(1) 0									1
3/4 T Wpns. Carrier							(3) 22	(22) 0						25
Panel Truck	(2) 3				(1) 2		(1) 1	(1) 0						5
Carryall					(2) 7		(5) 2	(2) 0						11
Station Wagon					(1) 64		(18) 46	(46) 0						70
Sta. Wag. (W/Radio)							(13) 1	(1) 0						14
Mini Bus							(6) 0							6
1 T Step Van								(3) 0						3
Bus (29 Pass.)	(2) 7				(2) 5		(5) 0							10
Sedan	(15) 471						(60) 411	(411) 0						530
Sedan (W/Radio)	(2) 18						(5) 13	(13) 0						22
Bicycle	(3) 355				(25) 330		(67) 263	(263) 0						418
10 T 50' Boom Crane								(4) 0						
90 T 140' Boom Crane								(2) 0						
Hi Ranger														1
Cherry Picker								(4) 0						

*JTG 8.1.7, JTG 8.5 and JTG 8.6 requirements will be provided at a later date.

TABLE: 6-2

VEHICLE AND SUPPORT EQUIPMENT REQUIREMENTS OF JTG 8.1.4												
GO +	30	45	60	75	90	270	T +					
							15					
1/4-3/4 T 4WL Dr Truck			$\frac{1}{1}$			$\frac{(1)}{0}$						
1/2-3/4 T Pickup	$\frac{2}{2}$	$\frac{3}{5}$	$\frac{5}{10}$	$\frac{7}{17}$		$\frac{(2)}{15}$	$\frac{(15)}{0}$					
1-1/2 T Truck			$\frac{1}{1}$			$\frac{(1)}{0}$						
Station Wagon	$\frac{1}{1}$	$\frac{1}{2}$	$\frac{1}{3}$		$\frac{1}{4}$	$\frac{(2)}{2}$	$\frac{(2)}{0}$					
Sedan	$\frac{8}{8}$	$\frac{16}{24}$	$\frac{40}{64}$	$\frac{21}{85}$	$\frac{52}{137}$	$\frac{(34)}{103}$	$\frac{(103)}{0}$					
Bicycle		$\frac{2}{2}$	$\frac{4}{6}$	$\frac{14}{20}$			$\frac{(20)}{0}$					
2-1/2 T Forklift	$\frac{1}{1}$					$\frac{(1)}{0}$						
3 T Forklift			$\frac{1}{1}$				$\frac{(1)}{0}$					
7-1/2 T Forklift			$\frac{1}{1}$	$\frac{1}{2}$		$\frac{(1)}{1}$	$\frac{(1)}{0}$					
10 T 50' Boom Crane				$\frac{1}{1}$			$\frac{(1)}{0}$					
Clark Tug			$\frac{2}{2}$				$\frac{(2)}{0}$					

VEHICLE AND SUPPORT EQUIPMENT REQUIREMENTS OF JTG 8.1.5												
GO +	30	60	90	T	T +							
					30							
Bicycle	$\frac{3}{3}$	$\frac{4}{7}$	$\frac{6}{13}$	$\frac{(10)}{3}$	$\frac{(3)}{0}$							

VEHICLE AND SUPPORT EQUIPMENT REQUIREMENTS OF JTG 8.1.6												
GO +	30	45	60	90	120	210	270	300	390	T	T +	
											15	
1/4-3/4 T 4WL Dr Truck	$\frac{6}{6}$	$\frac{4}{10}$	$\frac{4}{14}$	$\frac{2}{16}$				$\frac{(1)}{15}$		$\frac{(15)}{0}$		
1/2-3/4 T Pickup	$\frac{4}{4}$		$\frac{6}{10}$			$\frac{2}{12}$				$\frac{(12)}{0}$		
Station Wagon			$\frac{6}{6}$							$\frac{(6)}{0}$		
Sedan	$\frac{12}{12}$		$\frac{15}{27}$	$\frac{39}{66}$	$\frac{2}{68}$		$\frac{(3)}{65}$			$\frac{(40)}{25}$	$\frac{(25)}{0}$	
Bicycle	$\frac{15}{15}$		$\frac{10}{25}$							$\frac{(25)}{0}$		
2-1/2 T Forklift			$\frac{2}{2}$							$\frac{(2)}{0}$		
3 T Forklift			$\frac{2}{2}$							$\frac{(2)}{0}$		
Minibus			$\frac{6}{6}$							$\frac{(6)}{0}$		

TABLE: 6-2

VEHICLE AND SUPPORT EQUIPMENT REQUIREMENTS OF JTG 8.1.7										
GO +										
	TO BE PROVIDED AT A LATER DATE									
VEHICLE AND SUPPORT EQUIPMENT REQUIREMENTS OF JTG 8.2										
GO +	15	30	60	90	120	150	180	270	285	T + 15
1/4-3/4 T 4WL Dr Truck	$\frac{1}{1}$	$\frac{1}{2}$	$\frac{2}{4}$	$\frac{6}{10}$				$\frac{(6)}{4}$	$\frac{(1)}{3}$	$\frac{(3)}{0}$
1/2-3/4 T Pickup		$\frac{1}{1}$	$\frac{1}{2}$	$\frac{2}{4}$	$\frac{1}{5}$			$\frac{(4)}{1}$		$\frac{(1)}{0}$
1-1/2 T Truck					$\frac{1}{1}$			$\frac{(1)}{0}$		
Carryall					$\frac{1}{1}$	$\frac{1}{2}$		$\frac{(2)}{0}$		
Sedan				$\frac{1}{1}$						$\frac{(1)}{0}$
Bicycle	$\frac{25}{25}$	$\frac{10}{35}$		$\frac{15}{50}$	$\frac{30}{80}$	$\frac{15}{95}$		$\frac{(60)}{35}$		$\frac{(35)}{0}$
10 T 50' Boom Crane			$\frac{1}{1}$		$\frac{1}{2}$		$\frac{1}{3}$	$\frac{(3)}{0}$		
Hi Ranger							$\frac{1}{1}$	$\frac{(1)}{0}$		
5 T Tractor			$\frac{1}{1}$	$\frac{2}{3}$	$\frac{2}{5}$			$\frac{(5)}{0}$		
VEHICLE AND SUPPORT EQUIPMENT REQUIREMENTS OF JTG 8.3										
GO +	15	60	120	180	285	T	T + 15			
1/4-3/4 T 4WL Dr Truck	$\frac{2}{2}$	$\frac{1}{3}$					$\frac{(3)}{0}$			
1/2-3/4 T Pickup	$\frac{4}{4}$	$\frac{6}{10}$	$\frac{3}{13}$	$\frac{4}{17}$	$\frac{(7)}{10}$	$\frac{(6)}{4}$	$\frac{(4)}{0}$			
Carryall		$\frac{2}{2}$				$\frac{(2)}{0}$				
Bus (29 Pass.)		$\frac{1}{1}$				$\frac{(1)}{0}$				
Bicycle	$\frac{10}{10}$						$\frac{(10)}{0}$			
3 T Forklift	$\frac{1}{1}$						$\frac{(1)}{0}$			
7-1/2 T Forklift	$\frac{1}{1}$	$\frac{1}{2}$				$\frac{(1)}{1}$	$\frac{(1)}{0}$			
2-1/2 T Truck		$\frac{1}{1}$				$\frac{(1)}{0}$				

TABLE: 6-2

VEHICLE AND SUPPORT EQUIPMENT REQUIREMENTS OF JTG 8.4																
GO +	5	30	45	60	75	120	150	180	240	270	285	A	B	360	T	T + 15
1/4-3/4 T 4WL Dr Truck	$\frac{1}{1}$	$\frac{2}{3}$	$\frac{13}{16}$	$\frac{8}{24}$		$\frac{1}{25}$			$\frac{6}{31}$	$\frac{(5)}{26}$		$\frac{3}{29}$	$\frac{(3)}{26}$	$\frac{(26)}{0}$		
1/2-3/4 T Pickup		$\frac{8}{8}$	$\frac{57}{65}$	$\frac{15}{80}$	$\frac{5}{85}$	$\frac{(1)}{84}$		$\frac{2}{86}$		$\frac{(7)}{79}$	$\frac{(8)}{71}$	$\frac{2}{73}$	$\frac{(2)}{71}$	$\frac{(16)}{55}$	$\frac{(5)}{50}$	$\frac{(50)}{0}$
Carryall			$\frac{5}{5}$												$\frac{(5)}{0}$	
Bus (29 Pass.)		$\frac{1}{1}$	$\frac{6}{7}$	$\frac{2}{9}$		$\frac{(1)}{8}$					$\frac{(2)}{6}$			$\frac{(1)}{5}$	$\frac{(5)}{0}$	
Station Wagon		$\frac{2}{2}$	$\frac{7}{9}$	$\frac{3}{12}$	$\frac{3}{15}$	$\frac{(1)}{14}$		$\frac{1}{15}$		$\frac{(2)}{13}$				$\frac{(1)}{12}$	$\frac{(12)}{0}$	
Sta. Wag. (W/Radio)			$\frac{10}{10}$												$\frac{(10)}{0}$	
Sedan	$\frac{4}{4}$	$\frac{17}{21}$	$\frac{4}{25}$	$\frac{6}{31}$		$\frac{(1)}{30}$				$\frac{(1)}{29}$	$\frac{(2)}{27}$				$\frac{(20)}{7}$	$\frac{(7)}{0}$
Sedan (W/Radio)		$\frac{11}{11}$								$\frac{(2)}{9}$					$\frac{(5)}{4}$	$\frac{(4)}{0}$
1/2 T Pickup (W/Radio)				$\frac{4}{4}$							$\frac{(4)}{0}$					
1/2 T Pickup (W/Hitch)			$\frac{4}{4}$													$\frac{(4)}{0}$
Bicycle			$\frac{29}{29}$	$\frac{3}{32}$							$\frac{(3)}{29}$			$\frac{(25)}{4}$	$\frac{(4)}{0}$	
Panel Truck			$\frac{2}{2}$	$\frac{2}{4}$							$\frac{(2)}{2}$			$\frac{(1)}{1}$	$\frac{(1)}{0}$	
1 T Step Van			$\frac{2}{2}$		$\frac{1}{3}$											$\frac{(3)}{0}$
2-1/2 T Truck		$\frac{1}{1}$	$\frac{2}{3}$	$\frac{2}{5}$							$\frac{(3)}{2}$			$\frac{(1)}{1}$	$\frac{(1)}{0}$	
5 T Pickup			$\frac{1}{1}$											$\frac{(1)}{0}$		
NOTE: A & B are dates to be determined for Baker/Howland support (See Canton Islands)																
VEHICLE AND SUPPORT EQUIPMENT REQUIREMENTS OF JTG 8.5																
GO +																
	TO BE PROVIDED AT A LATER DATE															
VEHICLE AND SUPPORT EQUIPMENT REQUIREMENTS OF JTG 8.6																
GO +																
	TO BE PROVIDED AT A LATER DATE															

TABLE: 6-3

VEHICLE AND SUPPORT EQUIPMENT REQUIREMENTS; JOHNSTON ATOLL																
GO +	15	30	45	60	75	90	105	120	135	150	165	180	270	285	360	T
1/4-3/4 T 4WL Dr Truck	$\frac{20}{20}$	$\frac{13}{33}$	$\frac{13}{46}$	$\frac{11}{57}$		$\frac{6}{63}$							$\frac{(6)}{57}$	$\frac{(1)}{56}$	$\frac{(17)}{39}$	$\frac{(13)}{26}$
1/2-3/4 T Pickup	$\frac{14}{14}$	$\frac{27}{41}$	$\frac{16}{57}$	$\frac{15}{72}$	$\frac{8}{80}$	$\frac{7}{87}$		$\frac{7}{94}$	$\frac{9}{103}$	$\frac{19}{122}$	$\frac{1}{123}$	$\frac{4}{127}$	$\frac{(4)}{123}$	$\frac{(7)}{116}$	$\frac{(20)}{96}$	$\frac{(9)}{87}$
5 T Pickup			$\frac{1}{1}$													$\frac{(1)}{0}$
Panel Truck			$\frac{1}{1}$													$\frac{(1)}{0}$
Carryall	$\frac{1}{1}$			$\frac{2}{3}$				$\frac{1}{4}$		$\frac{1}{5}$			$\frac{(2)}{3}$		$\frac{(2)}{1}$	
Station Wagon				$\frac{2}{2}$	$\frac{1}{3}$											
Bus (29 Pass.)			$\frac{1}{1}$	$\frac{1}{2}$												$\frac{(2)}{0}$
Sedan		$\frac{2}{2}$	$\frac{1}{3}$	$\frac{6}{9}$	$\frac{9}{18}$	$\frac{10}{28}$	$\frac{5}{33}$						$\frac{1}{34}$			
3/4 T Wpns. Carrier	$\frac{3}{3}$					$\frac{2}{5}$		$\frac{1}{6}$		$\frac{12}{18}$						
1-1/2 T Truck								$\frac{1}{1}$					$\frac{(1)}{0}$			
2-1/2 T Truck			$\frac{1}{1}$	$\frac{1}{2}$												$\frac{(2)}{0}$
5 T Tractor				$\frac{1}{1}$		$\frac{2}{3}$		$\frac{2}{5}$	$\frac{1}{6}$				$\frac{(5)}{1}$			
Clark Tug				$\frac{2}{2}$												
Hi Ranger												$\frac{1}{1}$	$\frac{(1)}{0}$			
Cherry Picker	$\frac{1}{1}$															
2-1/2 T Forklift	$\frac{2}{2}$					$\frac{1}{3}$			$\frac{1}{4}$		$\frac{2}{6}$					
3 T Forklift	$\frac{2}{2}$			$\frac{1}{3}$												
7-1/2 T Forklift	$\frac{1}{1}$			$\frac{1}{2}$	$\frac{1}{3}$											$\frac{(1)}{2}$
10 T 50' Boom Crane				$\frac{1}{1}$	$\frac{1}{2}$			$\frac{2}{4}$				$\frac{1}{5}$	$\frac{(3)}{2}$			
90 T 140' Boom Crane									$\frac{2}{2}$							
Bicycle	$\frac{67}{67}$	$\frac{89}{156}$	$\frac{29}{185}$	$\frac{22}{207}$	$\frac{14}{221}$	$\frac{46}{267}$		$\frac{39}{306}$	$\frac{16}{322}$	$\frac{74}{396}$	$\frac{2}{398}$	$\frac{1}{399}$	$\frac{(60)}{339}$		$\frac{(25)}{314}$	$\frac{(60)}{254}$
Skiff (W/Motor)				$\frac{1}{1}$												
Reef Raft (W/Motor)		$\frac{1}{1}$														

~~CONFIDENTIAL~~

TABLE: 6-3

VEHICLE AND SUPPORT EQUIPMENT REQUIREMENTS; JOHNSTON ATOLL (Continued)												
GO +	T + 15 Max.											
1/4-3/4 T 4WL Dr Truck	(26) 0	63										
1/2-3/4 T Pickup	(87) 0	127										
5 T Pickup		1										
Panel Truck		1										
Carryall	(1) 0	5										
Station Wagon	(3) 0	3										
Bus (29 Pass.)		2										
Sedan	(34) 0	34										
3/4 T Wpns. Carrier	(18) 0	18										
1-1/2 T Truck		1										
2-1/2 T Truck		2										
5 T Tractor	(1) 0	6										
Clark Tug	(2) 0	2										
Hi Ranger		1										
Cherry Picker	(1) 0	1										
2-1/2 T Forklift	(6) 0	6										
3 T Forklift	(3) 0	3										
7-1/2 T Forklift	(2) 0	3										
10 T 50' Boom Crane	(2) 0	5										
90 T 140' Boom Crane	(2) 0	2										
Bicycle	(254) 0	399										
Skiff (W/Motor)	(1) 0	1										
Reef Raft (W/Motor)	(1) 0	1										

~~CONFIDENTIAL~~

CONFIDENTIAL

TABLE: 6-3

VEHICLE AND SUPPORT EQUIPMENT REQUIREMENTS; DAMON TRACT/HICKAM AFB																
GO +	5	15	30	45	60	75	90	120	135	150	165	240	270	T	T + 15	Max.
1/2-3/4 T 4WL Dr Truck				$\frac{1}{1}$										$\frac{(1)}{0}$		1
1/2 T Pickup (W/Hitch)				$\frac{4}{4}$											$\frac{(4)}{0}$	4
1/2-3/4 T Pickup	$\frac{4}{4}$	$\frac{3}{7}$	$\frac{7}{14}$	$\frac{43}{57}$	$\frac{15}{72}$	$\frac{5}{77}$	$\frac{1}{78}$		$\frac{1}{79}$	$\frac{9}{88}$			$\frac{(3)}{85}$	$\frac{(11)}{74}$	$\frac{(74)}{0}$	88
1/2-3/4 T Pickup (W/Rad)	$\frac{1}{1}$													$\frac{(1)}{0}$		1
1 T Pickup			$\frac{1}{1}$	$\frac{1}{2}$	$\frac{(1)}{1}$									$\frac{(1)}{0}$		2
1 T Pickup (W/Radio)			$\frac{1}{1}$											$\frac{(1)}{0}$		1
Carryall			$\frac{1}{1}$	$\frac{5}{6}$										$\frac{(5)}{1}$	$\frac{(1)}{0}$	6
Panel Truck		$\frac{1}{1}$												$\frac{(1)}{0}$		1
1 T Step Van				$\frac{2}{2}$		$\frac{1}{3}$									$\frac{(3)}{0}$	3
Station Wagon	$\frac{4}{4}$	$\frac{2}{6}$	$\frac{7}{13}$	$\frac{9}{22}$	$\frac{9}{31}$	$\frac{3}{34}$	$\frac{5}{39}$	$\frac{(1)}{38}$	$\frac{2}{40}$	$\frac{15}{55}$			$\frac{(2)}{53}$	$\frac{(20)}{33}$	$\frac{(33)}{0}$	55
Sta.Wag. (W/Radio)	$\frac{1}{1}$			$\frac{10}{11}$										$\frac{(11)}{0}$		11
Mini Bus					$\frac{6}{6}$									$\frac{(6)}{0}$		6
Bus (29 Pass.)				$\frac{5}{5}$	$\frac{1}{6}$			$\frac{(1)}{5}$						$\frac{(5)}{0}$		6
Sedan	$\frac{24}{24}$	$\frac{28}{52}$	$\frac{98}{150}$	$\frac{17}{167}$	$\frac{37}{204}$	$\frac{23}{227}$	$\frac{85}{312}$	$\frac{1}{313}$	$\frac{4}{317}$	$\frac{19}{336}$	$\frac{1}{337}$	$\frac{(5)}{332}$	$\frac{(4)}{328}$	$\frac{(61)}{267}$	$\frac{(267)}{0}$	337
Sedan (W/Radio)			$\frac{11}{11}$										$\frac{(2)}{9}$	$\frac{(5)}{4}$	$\frac{(4)}{0}$	11
2-1/2 T Truck				$\frac{1}{1}$											$\frac{(1)}{0}$	1
2-1/2 T 6X6 Truck	$\frac{1}{1}$									$\frac{1}{2}$					$\frac{(2)}{0}$	2
5 T Tractor	$\frac{2}{2}$	$\frac{1}{3}$		$\frac{(1)}{2}$											$\frac{(2)}{0}$	3
40' Flatbed	$\frac{2}{2}$	$\frac{1}{3}$		$\frac{(1)}{2}$											$\frac{(2)}{0}$	3
2-1/2 T Forklift	$\frac{1}{1}$				$\frac{2}{3}$									$\frac{(2)}{1}$	$\frac{(1)}{0}$	3
3 T Forklift	$\frac{1}{1}$				$\frac{2}{3}$									$\frac{(3)}{0}$		3
7-1/2 T Forklift		$\frac{1}{1}$		$\frac{(1)}{0}$												1
10 T 50' Boom Crane		$\frac{1}{1}$		$\frac{(1)}{0}$												1
Cherry Picker										$\frac{3}{3}$					$\frac{(3)}{0}$	3
Bicycle	$\frac{1}{1}$		$\frac{1}{2}$	$\frac{4}{6}$						$\frac{3}{9}$				$\frac{(6)}{3}$	$\frac{(3)}{0}$	9

CONFIDENTIAL

TABLE: 6-3

VEHICLE AND SUPPORT EQUIPMENT REQUIREMENTS; KAUAI											
GO +	30	45	60	75	90	120	T	T + 15	Max.		
1/4-3/4 T 4WL Dr Truck					$\frac{2}{2}$		$\frac{(2)}{0}$		2		
1/2-3/4 T Pickup	$\frac{1}{1}$		$\frac{2}{3}$	$\frac{(2)}{1}$		$\frac{1}{2}$		$\frac{(2)}{0}$	3		
Station Wagon				$\frac{2}{2}$				$\frac{(2)}{0}$	2		
Sta. Wagon (W/Radio)			$\frac{1}{1}$				$\frac{(1)}{0}$		1		
Sedan	$\frac{10}{10}$	$\frac{16}{26}$	$\frac{22}{48}$	$\frac{22}{70}$	$\frac{5}{75}$			$\frac{(75)}{0}$	75		
3/4 T Wpns. Carrier						$\frac{1}{1}$		$\frac{(1)}{0}$	1		
VEHICLE AND SUPPORT EQUIPMENT REQUIREMENTS; MAUI											
GO +	30	45	60	75	90	135	T	T + 15	Max.		
1/4-3/4 T 4WL Dr Truck		$\frac{4}{4}$					$\frac{(4)}{0}$		4		
1/2-3/4 T Pickup	$\frac{2}{2}$	$\frac{(2)}{0}$							2		
Station Wagon				$\frac{1}{1}$				$\frac{(1)}{0}$	1		
Sta. Wagon (W/Radio)	$\frac{1}{1}$						$\frac{(1)}{0}$		1		
Sedan	$\frac{1}{1}$		$\frac{2}{3}$	$\frac{1}{4}$	$\frac{3}{7}$			$\frac{(7)}{0}$	7		
3/4 T Wpns Carrier						$\frac{2}{2}$		$\frac{(2)}{0}$	2		
VEHICLE AND SUPPORT EQUIPMENT REQUIREMENTS; HAWAII											
GO +	15	30	60	135	270	300	T	T + 15	Max.		
1/4-3/4 T 4WL Dr Truck			$\frac{2}{2}$		$\frac{(1)}{1}$	$\frac{(1)}{0}$			2		
1/2-3/4 T Pickup	$\frac{2}{2}$	$\frac{(2)}{0}$		$\frac{1}{1}$				$\frac{(1)}{0}$	2		
Sta. Wagon (W/Radio)	$\frac{1}{1}$							$\frac{(1)}{0}$			
Sedan			$\frac{2}{2}$		$\frac{(2)}{0}$				2		

TABLE: 6-4

VEHICLE AND SUPPORT EQUIPMENT REQUIREMENTS; JOHNSTON ATOLL																
GO +	15	30	45	60	75	90	105	120	135	150	165	180	270	285	360	T
HQ, JTF-8																
1/4-3/4 4WL Dr Truck	$\frac{15}{15}$	$\frac{5}{20}$														$\frac{(4)}{16}$
1/2-3/4 T Pickup	$\frac{3}{3}$	$\frac{5}{8}$														$\frac{(4)}{4}$
Bicycle	$\frac{6}{6}$	$\frac{20}{26}$														$\frac{(20)}{6}$
JTG 8.1.1																
1/2-3/4 T Pickup					$\frac{1}{1}$	$\frac{1}{2}$										
Station Wagon				$\frac{2}{2}$	$\frac{1}{3}$											
Sedan		$\frac{2}{2}$	$\frac{1}{3}$	$\frac{5}{8}$	$\frac{8}{16}$	$\frac{9}{25}$	$\frac{5}{30}$									
JTG 8.1.2																
1/4-3/4 T 4WL Dr Truck	$\frac{1}{1}$	$\frac{1}{2}$		$\frac{2}{4}$												
1/2-3/4 T Pickup		$\frac{16}{16}$		$\frac{4}{20}$												
Carryall	$\frac{1}{1}$															
Sedan				$\frac{1}{1}$	$\frac{1}{2}$							$\frac{1}{3}$				
Bicycle		$\frac{37}{37}$		$\frac{4}{41}$												
JTG 8.1.3																
1/2-3/4 T Pickup	$\frac{7}{7}$					$\frac{4}{11}$		$\frac{3}{14}$	$\frac{9}{23}$	$\frac{19}{42}$	$\frac{1}{43}$					
Bicycle	$\frac{26}{26}$		$\frac{1}{27}$			$\frac{25}{52}$		$\frac{9}{61}$	$\frac{16}{77}$	$\frac{59}{136}$	$\frac{2}{138}$	$\frac{1}{139}$				
2-1/2 T Forklift	$\frac{2}{2}$					$\frac{1}{3}$			$\frac{1}{4}$		$\frac{2}{6}$					
5 T Tractor									$\frac{1}{1}$							
Cherry Picker	$\frac{1}{1}$															
10 T 50' Boom Crane									$\frac{1}{1}$							
90 T 140' Boom Crane										$\frac{2}{2}$						
3/4 T Wpns. Carrier	$\frac{3}{3}$					$\frac{2}{5}$		$\frac{1}{6}$		$\frac{12}{18}$						
3 T Forklift	$\frac{1}{1}$															

~~CONFIDENTIAL~~

TABLE: 6-4

VEHICLE AND SUPPORT EQUIPMENT REQUIREMENTS; JOHNSTON ATOLL												
GO +	T +	15	Max.									
HQ, JTF-8												
1/4-3/4 T 4WL Dr Truck	(16)	0	20									
1/2-3/4 T Pickup	(4)	0	8									
Bicycle	(6)	0	26									
JTG 8.1.1												
1/2-3/4 T Pickup	(2)	0	2									
Station Wagon	(3)	0	3									
Sedan	(30)	0	30									
JTG 8.1.2												
1/4-3/4 4 WL Dr Truck	(4)	0	4									
1/2-3/4 T Pickup	(20)	0	20									
Carryall	(1)	0	1									
Sedan	(3)	0	3									
Bicycle	(41)	0	41									
JTG 8.1.3												
1/2-3/4 T Pickup	(43)	0	43									
Bicycle	(139)	0	139									
2-1/2 T Forklift	(6)	0	6									
5 T Tractor	(1)	0	1									
Cherry Picker	(1)	0	1									
10 T 50' Boom Crane	(1)	0	1									
90 T 140' Boom Crane	(2)	0	2									
3/4 T Wpns. Carrier	(18)	0	18									
3 T Forklift	(1)	0	1									

~~CONFIDENTIAL~~

~~CONFIDENTIAL~~

TABLE: 6-4

VEHICLE AND SUPPORT EQUIPMENT REQUIREMENTS; JOHNSTON ATOLL (Continued)																	
GO +	15	30	45	60	75	90	105	120	135	150	165	180	270	285	360	T	
JTG 8.1.4																	
1/2-3/4 T Pickup			$\frac{2}{2}$	$\frac{4}{6}$	$\frac{7}{13}$												
Bicycle			$\frac{2}{2}$	$\frac{4}{6}$	$\frac{14}{20}$												
3 T Forklift				$\frac{1}{1}$													
7-1/2 T Forklift					$\frac{1}{1}$												
Clark Tug				$\frac{2}{2}$													
10 T 50' Boom Crane					$\frac{1}{1}$												
JTG 8.1.5																	
Bicycle		$\frac{3}{3}$		$\frac{4}{7}$		$\frac{6}{13}$											$\frac{(10)}{3}$
JTG 8.1.6																	
1/4-3/4 T 4WL Dr Truck		$\frac{6}{6}$		$\frac{3}{9}$													$\frac{(9)}{0}$
1/2-3/4 T Pickup		$\frac{4}{4}$															$\frac{(4)}{0}$
Bicycle		$\frac{15}{15}$		$\frac{10}{25}$													$\frac{(25)}{1}$
JTG 8.2																	
1/4-3/4 T 4WL Dr Truck	$\frac{1}{1}$	$\frac{1}{2}$		$\frac{2}{4}$		$\frac{6}{10}$							$\frac{(6)}{4}$	$\frac{(1)}{3}$			
1/2-3/4 T Pickup		$\frac{1}{1}$		$\frac{1}{2}$		$\frac{2}{4}$		$\frac{1}{5}$					$\frac{(4)}{1}$				
1-1/2 T Truck								$\frac{1}{1}$					$\frac{(1)}{0}$				
Carryall								$\frac{1}{1}$		$\frac{1}{2}$			$\frac{(2)}{0}$				
Bicycle	$\frac{25}{25}$	$\frac{10}{35}$				$\frac{15}{50}$		$\frac{30}{80}$		$\frac{15}{95}$			$\frac{(60)}{35}$				
Sedan						$\frac{1}{1}$											
10 T 50' Boom Crane				$\frac{1}{1}$				$\frac{1}{2}$				$\frac{1}{3}$	$\frac{(3)}{0}$				
Hi Ranger												$\frac{1}{1}$	$\frac{(1)}{0}$				
5 T Tractor				$\frac{1}{1}$		$\frac{2}{3}$		$\frac{2}{5}$					$\frac{(5)}{0}$				

JTG 8.1.7 requirements to be provided at a later date.

~~CONFIDENTIAL~~

TABLE: 6-4

VEHICLE AND SUPPORT EQUIPMENT REQUIREMENTS; JOHNSTON ATOLL (Continued)												
GO +	T + 15	Max.										
JTG 8.1.4												
1/2-3/4 T Pickup	(13) 0	13										
Bicycle	(20) 0	20										
3 T Forklift	(1) 0	1										
7-1/2 T Forklift	(1) 0	1										
Clark Tug	(2) 0	2										
10 T 50' Boom Crane	(1) 0	1										
JTG 8.1.5												
Bicycle	(3) 0	13										
JTG 8.1.6												
1/4-3/4 T 4WL Dr Truck		9										
1/2-3/4 T Pickup		4										
Bicycle		25										
JTG 8.2												
1/4-3/4 T 4WL Dr Truck	(3) 0	10										
1/2-3/4 T Pickup	(1) 0	5										
1-1/2 T Truck		1										
Carryall		2										
Bicycle	(35) 0	95										
Sedan	(1) 0	1										
10 T 50' Boom Crane		3										
Hi Ranger		1										
5 T Tractor		5										

JTG 8.1.7 requirements to be provided at a later date.

TABLE: 6-4

VEHICLE AND SUPPORT EQUIPMENT REQUIREMENTS; JOHNSTON ATOLL (Continued)																	
GO +	15	30	45	60	75	90	105	120	135	150	165	180	270	285	360	T	
JTG 8.3																	
1/4-3/4 T 4WL Dr Truck	$\frac{2}{2}$			$\frac{1}{3}$													
1/2-3/4 T Pickup	$\frac{4}{4}$			$\frac{6}{10}$				$\frac{3}{13}$				$\frac{4}{17}$		$\frac{(7)}{10}$			$\frac{(6)}{4}$
2-1/2 T Truck				$\frac{1}{1}$													$\frac{(1)}{0}$
Carryall				$\frac{2}{2}$													$\frac{(2)}{0}$
Bus (29 Pass.)				$\frac{1}{1}$													$\frac{(1)}{0}$
Bicycle	$\frac{10}{10}$																
3 T Forklift	$\frac{1}{1}$																
7-1/2 T Forklift	$\frac{1}{1}$			$\frac{1}{2}$													$\frac{(1)}{1}$
JTG 8.4																	
1/4-3/4 T 4WL Dr Truck	$\frac{1}{1}$		$\frac{13}{14}$	$\frac{3}{17}$													$\frac{(17)}{0}$
1/2-3/4 T Pickup			$\frac{14}{14}$														$\frac{(14)}{0}$
5 T Pickup			$\frac{1}{1}$														$\frac{(1)}{0}$
2-1/2 T Truck			$\frac{1}{1}$														$\frac{(1)}{0}$
Bus (29 Pass.)			$\frac{1}{1}$														$\frac{(1)}{0}$
Bicycle			$\frac{25}{25}$														$\frac{(25)}{0}$
Panel Truck			$\frac{1}{1}$														$\frac{(1)}{0}$
JTG 8.7																	
Bicycle		$\frac{4}{4}$	$\frac{1}{5}$														$\frac{(1)}{0}$
1/2-3/4 T Pickup		$\frac{1}{1}$															$\frac{(1)}{0}$
Skiff (W/Motor)				$\frac{1}{1}$													
Reef Raft (W/Motor)		$\frac{1}{1}$															

JTG 8.5 and JTG 8.6 requirements to be provided at a later date.

TABLE: 6-4

VEHICLE AND SUPPORT EQUIPMENT REQUIREMENTS; JOHNSTON ATOLL (Continued)												
GO +	T + 15	Max.										
JTG 8.3												
1/4-3/4 T 4WL Dr Truck	$\frac{(3)}{0}$	3										
1/2-3/4 T Pickup	$\frac{(4)}{0}$	17										
2-1/2 T Truck		1										
Carryall		2										
Bus (29 Pass.)		1										
Bicycle	$\frac{(10)}{0}$	10										
3 T Forklift	$\frac{(1)}{0}$	1										
7-1/2 T Forklift	$\frac{(1)}{0}$	2										
JTG 8.4												
1/4-3/4 T 4WL Dr Truck		17										
1/2-3/4 T Pickup		14										
5 T Pickup		1										
2-1/2 T Truck		1										
Bus (29 Pass.)		1										
Bicycle		25										
Panel Truck		1										
JTG 8.7												
Bicycle		5										
1/2-3/4 T Pickup		1										
Skiff (W/Motor)	$\frac{(1)}{0}$	1										
Reef Raft (W/Motor)	$\frac{(1)}{0}$	1										

JTG 8.5 and JTG 8.6 requirements to be provided at a later date.

TABLE: 6-4

VEHICLE AND SUPPORT EQUIPMENT REQUIREMENTS; DAMON TRACT/HICKAM AFB																
GO +	5	15	30	45	60	75	90	120	135	150	165	240	270	T	T + 15	Max
HQ, JTF-8																
1/2-3/4 T Pickup	$\frac{1}{1}$	$\frac{1}{2}$													$\frac{(2)}{0}$	2
Station Wagon	$\frac{2}{2}$														$\frac{(2)}{0}$	2
Sedan	$\frac{10}{10}$	$\frac{17}{27}$	$\frac{7}{34}$									$\frac{(5)}{29}$			$\frac{(29)}{0}$	34
JTG 8.1.1																
1/2-3/4 T Pickup					$\frac{1}{1}$										$\frac{(1)}{0}$	1
Station Wagon					$\frac{1}{1}$		$\frac{3}{4}$								$\frac{(4)}{0}$	4
Sedan			$\frac{2}{2}$	$\frac{1}{3}$	$\frac{7}{10}$	$\frac{21}{31}$	$\frac{7}{38}$								$\frac{(38)}{0}$	38
JTG 8.1.2																
1/2-3/4 T Pickup		$\frac{2}{2}$	$\frac{1}{3}$												$\frac{(3)}{0}$	
Carryall			$\frac{1}{1}$												$\frac{(1)}{0}$	1
Station Wagon		$\frac{2}{2}$			$\frac{1}{3}$										$\frac{(3)}{0}$	
Sedan	$\frac{4}{4}$	$\frac{11}{15}$	$\frac{57}{72}$		$\frac{6}{78}$	$\frac{2}{80}$									$\frac{(80)}{0}$	80
JTG 8.1.3																
1/2-3/4 T Pickup	$\frac{3}{3}$		$\frac{1}{4}$				$\frac{1}{5}$	$\frac{1}{6}$	$\frac{1}{7}$	$\frac{9}{16}$					$\frac{(16)}{0}$	16
Station Wagon	$\frac{2}{2}$						$\frac{1}{3}$		$\frac{2}{5}$	$\frac{15}{20}$					$\frac{(20)}{0}$	20
Sedan	$\frac{5}{5}$						$\frac{3}{8}$		$\frac{4}{12}$	$\frac{19}{31}$	$\frac{1}{32}$				$\frac{(32)}{0}$	32
2-1/2 T Forklift	$\frac{1}{1}$														$\frac{(1)}{0}$	1
5 T Tractor	$\frac{2}{2}$														$\frac{(2)}{0}$	2
40' Flatbed	$\frac{2}{2}$														$\frac{(2)}{0}$	2
2-1/2 T 6X6 Truck	$\frac{1}{1}$										$\frac{1}{2}$				$\frac{(2)}{0}$	2
Cherry Picker										$\frac{3}{3}$					$\frac{(3)}{0}$	3
Bicycle										$\frac{3}{3}$					$\frac{(3)}{0}$	3

TABLE: 6-4

VEHICLE AND SUPPORT EQUIPMENT REQUIREMENTS; DAMON TRACT/HICKAM AFB (Continued)																	
GO +	5	15	30	45	60	75	90	120	135	150	165	240	270	T	T + 15	Max.	
JTG 8.1.4																	
1/2-3/4 T Pickup			$\frac{1}{1}$	$\frac{1}{2}$											$\frac{(2)}{0}$	2	
Station Wagon				$\frac{1}{1}$			$\frac{1}{2}$								$\frac{(2)}{0}$	2	
Sedan			$\frac{2}{2}$	$\frac{11}{13}$	$\frac{4}{17}$		$\frac{36}{53}$								$\frac{(53)}{0}$	53	
JTG 8.1.6																	
1/2-3/4 T Pickup					$\frac{6}{6}$									$\frac{(6)}{0}$		6	
Station Wagon					$\frac{6}{6}$									$\frac{(6)}{0}$		6	
Sedan			$\frac{12}{12}$		$\frac{15}{27}$		$\frac{39}{66}$	$\frac{2}{68}$						$\frac{(3)}{65}$	$\frac{(40)}{25}$	$\frac{(25)}{0}$	68
2-1/2 T Forklift					$\frac{2}{2}$									$\frac{(2)}{0}$		2	
3 T Forklift					$\frac{2}{2}$									$\frac{(2)}{0}$		2	
Mini Bus					$\frac{6}{6}$									$\frac{(6)}{0}$		6	
JTG 8.4																	
1/2-3/4 T Pickup			$\frac{4}{4}$	$\frac{42}{46}$	$\frac{8}{54}$	$\frac{5}{59}$		$\frac{(1)}{58}$						$\frac{(3)}{55}$	$\frac{(5)}{50}$	$\frac{(50)}{0}$	59
Carryall				$\frac{5}{5}$										$\frac{(5)}{0}$		5	
Bus (29 Pass.)				$\frac{5}{5}$	$\frac{1}{6}$			$\frac{(1)}{5}$						$\frac{(5)}{0}$		6	
Station Wagon			$\frac{2}{2}$	$\frac{7}{9}$	$\frac{3}{12}$	$\frac{3}{15}$		$\frac{(1)}{14}$						$\frac{(2)}{12}$	$\frac{(12)}{0}$	15	
Sta.Wag. (W/Radio)				$\frac{10}{10}$										$\frac{(10)}{0}$		10	
Sedan	$\frac{4}{4}$		$\frac{16}{20}$	$\frac{4}{24}$	$\frac{5}{29}$			$\frac{(1)}{28}$						$\frac{(1)}{27}$	$\frac{(20)}{7}$	$\frac{(7)}{0}$	29
Sedan (W/Radio)			$\frac{11}{11}$											$\frac{(2)}{9}$	$\frac{(5)}{4}$	$\frac{(4)}{0}$	11
Bicycle				$\frac{4}{4}$										$\frac{(4)}{0}$		4	
Panel Truck				$\frac{1}{1}$										$\frac{(1)}{0}$		1	
1/2 T Pickup (W/Hitch)				$\frac{4}{4}$											$\frac{(4)}{0}$	4	
1 T Step Van				$\frac{2}{2}$		$\frac{1}{3}$									$\frac{(3)}{0}$	3	
2-1/2 T Truck				$\frac{1}{1}$											$\frac{(1)}{0}$	1	

TABLE: 6-4

VEHICLE AND SUPPORT EQUIPMENT REQUIREMENTS; NAS BARBERS POINT												
GO +	15	30	45	60	75	90	270	285	T +	15	Max.	
HQ, JTF-8												
1/2-3/4 T Pickup		$\frac{1}{1}$							$\frac{(1)}{0}$		1	
JTG 8.1.1												
Station Wagon					$\frac{1}{1}$				$\frac{(1)}{0}$		1	
Sedan		$\frac{1}{1}$	$\frac{1}{2}$	$\frac{2}{4}$	$\frac{6}{10}$	$\frac{3}{13}$			$\frac{(13)}{0}$		13	
JTG 8.1.2												
Station Wagon		$\frac{2}{2}$							$\frac{(2)}{0}$		2	
Sedan	$\frac{5}{5}$	$\frac{20}{25}$							$\frac{(25)}{0}$		25	
JTG 8.1.4												
1/2-3/4 T Pickup		$\frac{1}{1}$		$\frac{1}{2}$				$\frac{(2)}{0}$			2	
1-1/2 T Truck				$\frac{1}{1}$				$\frac{(1)}{0}$			1	
Station Wagon		$\frac{1}{1}$		$\frac{1}{2}$				$\frac{(2)}{0}$			2	
Sedan		$\frac{2}{2}$		$\frac{14}{16}$		$\frac{16}{32}$		$\frac{(32)}{0}$			32	
2-1/2 T Forklift		$\frac{1}{1}$						$\frac{(1)}{0}$			1	
7-1/2 Forklift				$\frac{1}{1}$				$\frac{(1)}{0}$			1	
JTG 8.4												
1/2-3/4 T Pickup		$\frac{4}{4}$	$\frac{1}{5}$	$\frac{3}{8}$				$\frac{(8)}{0}$			8	
Bus (29 Pass.)		$\frac{1}{1}$		$\frac{1}{2}$				$\frac{(2)}{0}$			2	
Bicycle				$\frac{3}{3}$				$\frac{(3)}{0}$			3	
Sedan		$\frac{1}{1}$		$\frac{1}{2}$				$\frac{(2)}{0}$			2	
Panel Truck				$\frac{2}{2}$				$\frac{(2)}{0}$			2	
2-1/2 T Truck		$\frac{1}{1}$		$\frac{2}{3}$				$\frac{(3)}{0}$			3	
1/2 T Pickup (W/Radio)				$\frac{4}{4}$				$\frac{(4)}{0}$			4	

JTG 8.5 requirements to be provided at a later date.

TABLE: 6-4

VEHICLE AND SUPPORT EQUIPMENT REQUIREMENTS; KAUAI										
GO +	30	45	60	75	90	120	T	T + 15	Max.	
HQ, JTF-8										
Sedan					$\frac{1}{1}$			$\frac{(1)}{0}$	1	
JTG 8.1.1										
Station Wagon				$\frac{2}{2}$				$\frac{(2)}{0}$	2	
Sedan	$\frac{2}{2}$	$\frac{1}{3}$	$\frac{2}{5}$	$\frac{1}{6}$	$\frac{4}{10}$			$\frac{(10)}{0}$	10	
JTG 8.1.2										
1/2-3/4 T Pickup	$\frac{1}{1}$							$\frac{(1)}{0}$	1	
Sedan	$\frac{4}{4}$	$\frac{10}{14}$						$\frac{(14)}{0}$	14	
JTG 8.1.3										
1/2-3/4 T Pickup						$\frac{1}{1}$		$\frac{(1)}{0}$	1	
3/4 T Wpns. Carrier						$\frac{1}{1}$		$\frac{(1)}{0}$	1	
JTG 8.1.4										
Sedan	$\frac{4}{4}$	$\frac{5}{9}$	$\frac{20}{29}$	$\frac{21}{50}$				$\frac{(50)}{0}$	50	
JTG 8.1.6										
1/4-3/4 T 4WL Dr Truck					$\frac{2}{2}$			$\frac{(2)}{0}$	2	
JTG 8.7										
Sta. Wag. (W/Radio)			$\frac{1}{1}$					$\frac{(1)}{0}$	1	
1/2-3/4 T Pickup			$\frac{2}{2}$	$\frac{(2)}{0}$					2	

JTG 8.5 requirements to be provided at a later date.

TABLE: 6-4

VEHICLE AND SUPPORT EQUIPMENT REQUIREMENTS; MAUI										
GO +	30	45	60	75	90	135	T	T + 15	Max.	
JTG 8.1.1										
Station Wagon				$\frac{1}{1}$				$\frac{(1)}{0}$	1	
Sedan			$\frac{2}{2}$	$\frac{1}{3}$	$\frac{3}{6}$			$\frac{(6)}{0}$	6	
JTG 8.1.2										
Sedan	$\frac{1}{1}$							$\frac{(1)}{0}$	1	
JTG 8.1.3										
3/4 T Wpns. Carrier						$\frac{2}{2}$		$\frac{(2)}{0}$	2	
JTG 8.1.6										
1/4-3/4 T 4WL Dr Truck		$\frac{4}{4}$						$\frac{(4)}{0}$	4	
JTG 8.7										
Station Wagon(W/Radio)	$\frac{1}{1}$							$\frac{(1)}{0}$	1	
1/2-3/4 T Pickup	$\frac{2}{2}$	$\frac{(2)}{0}$							2	
VEHICLE AND SUPPORT EQUIPMENT REQUIREMENTS; HAWAII										
GO +	15	30	60	135	270	300	T	T + 15	Max.	
JTG 8.1.3										
1/2-3/4 T Pickup				$\frac{1}{1}$				$\frac{(1)}{0}$	1	
JTG 8.1.4										
1/4-3/4 T 4WL Dr Truck			$\frac{1}{1}$		$\frac{(1)}{0}$				1	
Sedan			$\frac{2}{2}$		$\frac{(2)}{0}$				2	
JTG 8.1.6										
1/4-3/4 T 4WL Dr Truck			$\frac{1}{1}$			$\frac{(1)}{0}$			1	
JTG 8.7										
1/2-3/4 T Pickup	$\frac{2}{2}$	$\frac{(2)}{0}$							2	
Sta. Wag. (W/Radio)	$\frac{1}{1}$							$\frac{(1)}{0}$	1	

JTG 8.5 requirements to be provided at a later date.

~~CONFIDENTIAL~~

TABLE: 6-4

VEHICLE AND SUPPORT EQUIPMENT REQUIREMENTS; NSC OAKLAND									
GO +	0	T + 15	Max.						
HQ, JTF-8									
Sedan	1/1	(1)/0	1						
VEHICLE AND SUPPORT EQUIPMENT REQUIREMENTS; TRAVIS AFB									
GO +	0	T + 15	Max.						
HQ, JTF-8									
Sedan	1/1	(1)/0	1						
VEHICLE AND SUPPORT EQUIPMENT REQUIREMENTS; OKINAWA									
GO +	120	T + 15	Max.						
JTG 8.1.3									
1/2-3/4 T Pickup	2/2	(2)/0	2						
VEHICLE AND SUPPORT EQUIPMENT REQUIREMENTS; VITI LEVU									
GO +	120	T + 15	Max.						
JTG 8.1.3									
1/2-3/4 T Pickup	2/2	(2)/0	2						
7-1/2 T Forklift	1/1	(1)/0	1						
5 T Tractor	1/1	(1)/0	1						
3/4 T Wpns. Carrier	3/3	(3)/0	3						
VEHICLE AND SUPPORT EQUIPMENT REQUIREMENTS; ARORAE ISLAND									
GO +	240	360	Max.						
JTG 8.4									
1/4-3/4 T 4WL Dr Truck	1/1	(1)/0	1						

JTG 8.5 requirements to be provided at a later date.

~~CONFIDENTIAL~~

TABLE: 6-4

VEHICLE AND SUPPORT EQUIPMENT REQUIREMENTS; BAKER ISLAND										
GO +	120	210	360	390	Max.					
JTG 8.1.6										
1/2-3/4 T Pickup		$\frac{2}{2}$		$\frac{(2)}{0}$	2					
JTG 8.4										
1/4-3/4 T 4WL Dr Truck	$\frac{1}{1}$		$\frac{(1)}{0}$		1					
VEHICLE AND SUPPORT EQUIPMENT REQUIREMENTS; TUTUILA										
GO +	180	360	Max.							
JTG 8.4										
1/2-3/4 T Pickup	$\frac{2}{2}$	$\frac{(2)}{0}$	2							
Station Wagon	$\frac{1}{1}$	$\frac{(1)}{0}$	1							
VEHICLE AND SUPPORT EQUIPMENT REQUIREMENTS; CANTON ISLAND										
GO +	60	75	120	A	B	T	T + 15	Max.		
JTG 8.4										
1/4-3/4 T 4WL Dr Truck				$\frac{3}{3}$	$\frac{(3)}{0}$			3		
1/2-3/4 T Pickup				$\frac{2}{2}$	$\frac{(2)}{0}$			2		
JTG 8.1.3										
1/2-3/4 T Pickup			$\frac{3}{3}$				$\frac{(3)}{0}$	3		
3/4 T Wpns. Carrier			$\frac{1}{1}$				$\frac{(1)}{0}$	1		
JTG 8.7										
Bicycle	$\frac{1}{1}$					$\frac{(1)}{0}$		1		
1/2-3/4 T Pickup	$\frac{1}{1}$	$\frac{(1)}{0}$						1		
J Boat	$\frac{1}{1}$	$\frac{(1)}{0}$						1		
	NOTE: GO + A and B are dates to be determined depending on the dates of BKRHOW Operations.									

JTG 8.5 requirements to be provided at a later date.

~~CONFIDENTIAL~~

TABLE: 6-4

VEHICLE AND SUPPORT EQUIPMENT REQUIREMENTS; CHRISTMAS ISLAND												
GO +	45	60	240	270	360	T	Max.					
JTG 8.4												
1/4-3/4 T 4WL Dr Truck		$\frac{5}{5}$	$\frac{1}{6}$	$\frac{(5)}{1}$	$\frac{(1)}{0}$		6					
1/2-3/4 T Pickup		$\frac{4}{4}$		$\frac{(4)}{0}$			4					
JTG 8.7												
1/2-3/4 T Pickup	$\frac{1}{1}$					$\frac{(1)}{0}$	1					
VEHICLE AND SUPPORT EQUIPMENT REQUIREMENTS; PALMYRA												
GO +	30	45	60	360	T	Max.						
JTG 8.4												
1/4-3/4 T 4WL Dr Truck	$\frac{1}{1}$			$\frac{(1)}{0}$		1						
JTG 8.7												
Bicycle		$\frac{1}{1}$			$\frac{(1)}{0}$	1						
J Boat		$\frac{1}{1}$	$\frac{(1)}{0}$			1						
1/2-3/4 T Pickup		$\frac{1}{1}$	$\frac{(1)}{0}$			1						
GO +	30	135	360	T +	15	Max.						
JTG 8.1.3												
1/2-3/4 T Pickup		$\frac{3}{3}$		$\frac{(3)}{0}$		3						
Bicycle		$\frac{1}{1}$		$\frac{(1)}{0}$		1						
7-1/2 T Forklift		$\frac{1}{1}$		$\frac{(1)}{0}$		1						
5 T Tractor		$\frac{1}{1}$		$\frac{(1)}{0}$		1						
40' Flatbed		$\frac{1}{1}$		$\frac{(1)}{0}$		1						
JTG 8.4												
1/4-3/4 T 4WL Dr Truck	$\frac{1}{1}$		$\frac{(1)}{0}$			1						

JTG 8.5 requirements to be provided at a later date.

~~CONFIDENTIAL~~

TABLE: 6-4

VEHICLE AND SUPPORT EQUIPMENT REQUIREMENTS; UPOLU												
GO +	120	T + 15	Max.									
JTG 8.1.3												
1/2-3/4 T Pickup	2/2	(2)/0	2									
7-1/2 T Forklift	1/1	(1)/0	1									
10 T 50' Crane	1/1	(1)/0	1									
5 T Tractor	1/1	(1)/0	1									
2-1/2 T 6X6 Truck	2/2	(2)/0	2									
Dozer	1/1	(1)/0	1									
40' Flatbed	1/1	(1)/0	1									

VEHICLE AND SUPPORT EQUIPMENT REQUIREMENTS; MIDWAY ISLANDS												
GO +	120	T + 15	Max.									
JTG 8.1.3												
1/2-3/4 T Pickup	5/5	(5)/0	5									
Bicycle	1/1	(1)/0	1									
7-1/2 T Forklift	1/1	(1)/0	1									
5 T Tractor	1/1	(1)/0	1									
40' Flatbed	1/1	(1)/0	1									

VEHICLE AND SUPPORT EQUIPMENT REQUIREMENTS; GUAM												
GO +	120	T + 15	Max.									
JTG 8.1.3												
1/2-3/4 T Pickup	1/1	(1)/0	1									
3 T Forklift	1/1	(1)/0	1									
2-1/2 T Tractor	1/1	(1)/0	1									
40' Flatbed	1/1	(1)/0	1									

JTG 8.5 requirements to be provided at a later date.

TABLE: 6-4

VEHICLE AND SUPPORT EQUIPMENT REQUIREMENTS; WAKE ISLAND													
GO +	60	75	120	T	T + 15	Max.							
JTG 8.1.3													
1/2-3/4 T Pickup			$\frac{2}{2}$		$\frac{(2)}{0}$	2							
Bicycle			$\frac{2}{2}$		$\frac{(2)}{0}$	2							
7-1/2 T Forklift			$\frac{1}{1}$		$\frac{(1)}{0}$	1							
5 T Tractor			$\frac{1}{1}$		$\frac{(1)}{0}$	1							
40' Flatbed			$\frac{1}{1}$		$\frac{(1)}{0}$	1							
JTG 8.7													
1/2-3/4 T Pickup	$\frac{1}{1}$	$\frac{(1)}{0}$				1							
J Boat	$\frac{1}{1}$	$\frac{(1)}{0}$				1							
Bicycle	$\frac{1}{1}$			$\frac{(1)}{0}$		1							
VEHICLE AND SUPPORT EQUIPMENT REQUIREMENTS; TARAWA ISLAND													
GO +	240	360	Max.										
JTG 8.4													
1/4-3/4 T 4WL Dr Truck	$\frac{1}{1}$	$\frac{(1)}{0}$	1										
VEHICLE AND SUPPORT EQUIPMENT REQUIREMENTS; MALDEN ISLAND													
GO +	240	360	Max.										
JTG 8.4													
1/4-3/4 T 4WL Dr Truck	$\frac{3}{3}$	$\frac{(3)}{0}$	3										
VEHICLE AND SUPPORT EQUIPMENT REQUIREMENTS; KWAJALEIN													
GO +	45	T	Max.										
JTG 8.7													
1/2-3/4 T Pickup	$\frac{1}{1}$	$\frac{(1)}{0}$	1										

JTG 8.5 requirements to be provided at a later date.

SECTION VII

SPECIAL SUPPORT PERSONNEL

**RETURN TO DOE/AV TECHNICAL INFORMATION
RESOURCE CENTER**

7.1 GENERAL

This section contains the currently identified requirements for support personnel to be provided by Holmes & Narver, Inc., in support of various Users. All such personnel will be required to have a "Q" clearance.

<u>LOCATION</u>	<u>CLASSIFICATION</u>	<u>TOTAL</u>	<u>USER/ NUMBER</u>	<u>DATE REQ'D</u>
Damon Tract	Clerk/Driver (M)	7	LASL/4 LRL/3	GO+30 GO+30
	Clerk/Typist (F)	2	SANDIA/1 LRL/1	GO+30 GO+30
	Secretary (F)	8	LASL/6 LRL/2	GO+30 GO+30
	Sec'y/Bookkeeper (F)	2	DRL/2	GO+10
	Clerk/Warehouseman (M)	1	LRL/1	GO+30
	Reproduction Machine Operator	1	All	GO+30
Hickam AFB	Clerk/Typist (F)	2	SANDIA/1 LASL/1	GO+30 GO+30
	Secretary (F)	3	LRL/3	GO+30
	Materiel Control Clerk (M)	1	SANDIA/1	GO+30
	Warehouseman (M)	1	LASL/1	GO+30
	Janitorial Service	-	All	GO+30
NAS Barbers Point	Secretary (F)	3	SANDIA/1 LRL/1 LASL/1	GO+30 GO+30 GO+30
	Materiel Control Clerk (M)	1	SANDIA/1	GO+30
	Janitorial Service	-	All	GO+30

[REDACTED]

SECTION VIII

POPULATION FORECASTS

RETURN TO DOE/NV TECHNICAL INFORMATION
RESOURCE CENTER

8.1 GENERAL

This section summarizes the Post-GO population distribution of JTF-8 throughout the test area. These data are presented in the following tables:

TABLE 8-1	Population Forecast Summary
TABLE 8-2	Population Forecast by Location
TABLE 8-3	Population Forecast by Organization

8.2 FORMAT

Each table "breaks out" populations as:

Column 1	0-6 Military and GS-15 Civil Service or senior and civilian equivalents.
Column 2	0-1 to 0-5 and W-1 to W-4 Military, GS-6 to GS-14 Civil Service and civilian equivalents.
Column 3	E-1 to E-9 Military and civilian equivalents.
Column T	Total by left column indicator.

8.3 ABBREVIATIONS

The abbreviations used in this section are defined in Section I, Introduction and (for locations) in Section V, Transportation except for the following additional location abbreviations:

MF-LSD, MF-LPD	Ships assigned to MIDGET FLY
S1 thru S11	Ships assigned to MIGHTY SKY
MF-POE	MIDGET FLY Port of Embarkation
SHWX	Weather Ship
SHNOST	NOST Support Ship
SHBKRH	BKRHOW Support Ship
SHBKWX	BKRHOW Weather Ship
SHBKRZ	BKRHOW Communications Support Ship

~~CONFIDENTIAL~~

000

THIS PAGE IS INTENTIONALLY LEFT BLANK

~~CONFIDENTIAL~~

TABLE 8-1

POPULATION FORECAST SUMMARY

		30				60				90				120			
GO +		1	2	3	T	1	2	3	T	1	2	3	T	1	2	3	T
JA	Army	7	49	144	200	7	51	152	210	8	55	153	216	8	61	155	224
	Navy	2	33	156	191	10	66	269	345	14	82	286	382	14	90	307	411
	Air For.	6	76	545	627	8	158	888	1054	8	165	884	1057	8	170	886	1064
	DOD Civ.	1	27		28	2	43		45	18	99		117	30	172		202
	AEC Civ.	15	4		19	12	7		19	13	8		21	12	8		20
	Contr.	88	118	741	947	147	212	975	1334	195	355	1117	1667	226	425	1114	1765
	TOTAL	119	307	1586	2012	186	537	2284	3007	256	764	2440	3460	298	926	2462	3686
CON-US	Army		5	17	22		5	17	22		5	17	22		5	17	22
	Navy	5	33	35	73		9	9	18		9	9	18		9	9	18
	Air For.	1	25	93	119	1	24	104	129		14	37	51		9	25	34
	DOD Civ.																
	AEC Civ.		2		2		2		2		2		2		2		2
	Contr.	7	178		185	9	206		215	6	129		135	6	119		125
TOTAL	13	243	145	401	10	246	130	386	6	159	63	228	6	144	51	201	
HAW	Army	1	29	106	136	1	29	108	138	1	30	108	139	1	30	108	139
	Navy	2	71	251	324	4	103	391	498	4	105	391	500	2	75	329	406
	Air For.		23	61	84	9	246	1059	1314	9	302	1279	1590	9	301	1283	1593
	DOD Civ.					2	8	13	23	2	9	29	40	3	16	29	48
	AEC Civ.	3	15		18	6	18		24	6	21		27	6	26		32
	Contr.	153	146	306	605	267	244	351	862	381	298	440	1119	410	305	435	1150
TOTAL	159	284	724	1167	289	648	1922	2859	403	765	2247	3415	431	753	2184	3368	

CONFIDENTIAL 8-3

VOL III
April 1969

TABLE 8-1

POPULATION FORECAST SUMMARY

		150				180				210				240			
GO +		1	2	3	T	1	2	3	T	1	2	3	T	1	2	3	T
JA	Army	9	63	160	232	9	63	160	232	9	83	274	366	8	74	201	283
	Navy	13	87	336	436	13	84	386	483	13	82	371	466	9	78	359	446
	Air For.	9	170	886	1065	9	171	887	1067	9	173	893	1075	9	168	871	1048
	DOD Civ.	47	231		278	47	245		292	37	221		258	8	88		96
	AEC Civ.	12	8		20	12	8		20	12	8		20	12	8		20
	Contr.	275	525	1112	1912	277	519	1084	1880	261	475	1011	1747	239	342	976	1557
	TOTAL	365	1084	2494	3943	367	1090	2517	3974	341	1042	2549	3932	285	758	2407	3450
CON-US	Army		5	17	22		5	17	22		5	17	22		5	17	22
	Navy		9	9	18		9	9	18		9	9	18		9	9	18
	Air For.		9	25	34		9	25	34		9	25	34		9	25	34
	DOD Civ.																
	AEC Civ.		2		2		2		2		2		2		2		2
	Contr.	5	80		85	5	80		85	4	71		75	4	61		65
	TOTAL	5	105	51	161	5	105	51	161	4	96	51	151	4	86	51	141
HAW	Army	1	30	109	140	1	30	109	140	1	30	109	140	1	30	109	140
	Navy	2	75	331	408	2	75	331	408	2	75	331	408	2	75	331	408
	Air For.	9	330	1270	1609	9	329	1244	1582	9	309	1272	1590	9	299	1260	1568
	DOD Civ.	5	43	29	77	5	46	29	80	3	36	29	68	3	15	29	47
	AEC Civ.	7	29		36	7	29		36	7	29		36	6	26		32
	Contr.	422	412	415	1249	444	428	415	1287	443	411	415	1269	442	354	390	1186
	TOTAL	446	919	2154	3519	468	937	2128	3533	465	890	2156	3511	463	799	2119	3381

VOL III
April 1969

CONFIDENTIAL

8-4

CONFIDENTIAL

TABLE 8-1

POPULATION FORECAST SUMMARY

		270				300				330				360			
GO +		1	2	3	T	1	2	3	T	1	2	3	T	1	2	3	T
JA	Army	8	55	135	198	6	42	123	171	6	42	123	171	6	40	123	169
	Navy	9	72	358	439	7	64	305	376	6	63	264	333	6	60	242	308
	Air For.	8	159	855	1022	8	154	842	1004	8	152	842	1002	8	150	837	995
	DOD Civ.	1	20		21	1	16		17	1	16		17	1	15		16
	AEC Civ.	12	8		20	12	8		20	12	6		18	12	6		18
	Contr.	227	226	930	1383	211	211	898	1320	207	208	862	1277	146	203	844	1192
	TOTAL	265	540	2278	3083	245	495	2168	2908	240	487	2091	2818	179	474	2046	2698
CON-US	Army		5	17	22		5	17	22		5	17	22		5	17	22
	Navy		9	9	18		9	9	18		9	9	18		9	9	18
	Air For.		9	25	34		9	25	34		9	25	34		9	25	34
	DOD Civ.																
	AEC Civ.		2		2		2		2		2		2		2		2
	Contr.	4	56		60	4	46		50	4	41		45	4	41		45
TOTAL	4	81	51	136	4	71	51	126	4	66	51	121	4	66	51	121	
HAW	Army	1	29	107	137	1	28	102	131	1	28	102	131	1	28	102	131
	Navy	2	73	325	400	2	69	323	394	2	69	323	394	1	68	317	386
	Air For.	9	295	1258	1562	8	268	1184	1460	8	250	1151	1409	8	250	1151	1409
	DOD Civ.	2	11	29	42	2	9	29	40	2	9	27	38	2	9	27	38
	AEC Civ.	6	21		27	6	19		25	6	17		23	6	16		22
	Contr.	441	317	385	1143	420	253	375	1048	355	253	365	973	286	248	360	894
TOTAL	461	746	2104	3311	439	646	2013	3098	374	626	1968	2968	304	619	1957	2880	

5-8
VOL III
April 1969

TABLE 8-1

POPULATION FORECAST SUMMARY

		30				60				90				120				
GO +		1	2	3	T	1	2	3	T	1	2	3	T	1	2	3	T	
Off- sl.	Army		3	99	102		3	100	103		3	100	103		4	123	127	
	Navy		3	18	21		3	18	21		3	18	21			2	2	
	Air For.			39	39			42	42			42	42			56	56	
	DOD Civ. Contr.				175		33		265		26		200		3	72	1	224
	TOTAL		6	156	337		39	160	431		32	160	366		3	79	182	412
Ship	Army																	
	Navy	2	8	71	81	2	9	75	86	4	77	81	81	4	77	81	81	
	Air For.						2		2	2		2	2	5		5	5	
	DOD Civ. Contr.						1		1	1		1	1	5		5	5	
	TOTAL	2	8	71	81	2	15	78	95		14	82	96	14	74	218	306	
Tot.	Army	8	86	366	460	8	88	377	473	9	93	378	480	9	100	403	512	
	Navy	11	148	531	690	16	190	762	968	18	203	781	1002	16	178	724	918	
	Air For.	7	124	738	869	18	430	2093	2541	17	483	2242	2742	17	485	2250	2752	
	DOD Civ.	1	27		28	4	52	13	69	20	109	29	158	33	196	29	258	
	AEC Civ.	18	21		39	18	27		45	19	31		50	18	36		54	
	Contr.	248	442	1047	1912	423	698	1329	2682	582	815	1562	3133	659	981	1691	3479	
	TOTAL	293	848	2682	3998	487	1485	4574	6778	665	1734	4992	7565	752	1976	5097	7973	

TABLE 8-1

POPULATION FORECAST SUMMARY

		150				180				210				240			
GO +		1	2	3	T	1	2	3	T	1	2	3	T	1	2	3	T
Off- Isl.	Army		6	157	163		6	157	163		6	157	163		6	192	198
	Navy			3	3			3	3			3	3			3	3
	Air For.			57	57			66	66			67	67			119	119
	DOD Civ.		3		3		3		3		3		3		3		3
	Contr.	10	117	7	230	10	117	7	230	24	117	7	264	29	114	7	279
	TOTAL	10	126	224	456	10	126	233	465	24	126	234	500	29	123	321	602
Ship	Army											3	3			3	3
	Navy		4	77	81	1	13	75	89	1	13	75	89	1	13	75	89
	Air For.		5		5	3	7	6	16	3	7	6	16	3	7	6	16
	DOD Civ.	8	23		31	10	33		43	11	30		41	10	30		40
	Contr.	35	93	166	294	35	92	166	293	35	92	166	293	35	92	166	293
	TOTAL	43	125	243	411	49	145	247	441	50	142	250	442	49	142	250	441
Tot.	Army	10	104	443	557	10	104	443	557	10	124	560	694	9	115	522	646
	Navy	15	175	756	946	16	181	804	1001	16	179	789	984	12	175	777	964
	Air For.	18	514	2238	2770	21	516	2228	2765	21	498	2263	2782	21	483	2281	2785
	DOD Civ.	60	300	29	389	62	327	29	418	51	290	29	370	21	136	29	186
	AEC Civ.	19	39		58	19	39		58	19	39		58	18	36		54
	Contr.	747	1227	1700	3770	771	1236	1672	3775	767	1166	1599	3648	749	963	1539	3380
	TOTAL	869	2359	5166	8490	899	2403	5176	8574	884	2296	5240	8536	830	1908	5148	8015

CONFIDENTIAL

CONFIDENTIAL

TABLE 8-1

POPULATION FORECAST SUMMARY

		GO +				270				300				330				360			
		1	2	3	T	1	2	3	T	1	2	3	T	1	2	3	T				
Off-Is.	Army		6	202	208		6	202	208		6	202	208		6	202	208				
	Navy		3	8	11		3	8	11		3	8	11		3	8	11				
	Air For.			117	117			117	117			117	117			117	117				
	DOD Civ.		2		2																
	Contr.	19	34	3	172	19	28	3	166	19	27	2	164	19	26		161				
	TOTAL	19	45	330	510	19	37	330	502	19	36	329	500	19	35	327	497				
Ship	Army			3	3																
	Navy	2	27	152	181	2	27	152	181	1	15	111	127	1	15	111	127				
	Air For.	3	5		8	3	5		8												
	DOD Civ.	5	15		20	5	15		20												
	Contr.	2	24	26	52		15	25	40												
	TOTAL	12	71	181	264	10	62	177	249	1	15	111	127	1	15	111	127				
Tot.	Army	9	95	464	568	7	81	444	532	7	81	444	532	7	79	444	530				
	Navy	13	184	852	1049	11	172	797	980	9	159	715	883	8	155	687	850				
	Air For.	20	468	2255	2743	19	436	2168	2623	16	411	2135	2562	16	409	2130	2555				
	DOD Civ.	8	48	29	85	8	40	29	77	3	25	27	55	3	24	27	54				
	AEC Civ.	18	31		49	18	29		47	18	25		43	18	24		42				
	Contr.	693	657	1344	2810	654	553	1301	2624	585	529	1229	2459	455	518	1204	2292				
	TOTAL	761	1483	4944	7304	717	1311	4739	6883	638	1230	4550	6534	507	1209	4492	6323				

VOL III
April 1969

CONFIDENTIAL

8-8

TABLE 8-2

POPULATION FORECAST BY LOCATION

	GO +	30				60				90				120				
		1	2	3	T	1	2	3	T	1	2	3	T	1	2	3	T	
<u>JAHNST</u>																		
HqJTF-8		32	68	87	187	31	72	92	195	31	72	92	195	31	72	92	195	
8.1.1						20			20	34			34	37			37	
8.1.2		54			54	65			65	70			70	90			90	
8.1.3		2	39	52	93	12	62	71	145	43	154	86	283	62	335	106	503	
8.1.4			20		20	1	75		76	2	78		80	1	55		56	
8.1.5			6	42	48		13	70	83		20	76	96		24	76	100	
8.1.6		23			23	40			40	57			57	59			59	
8.1.7			24	256	280		24	251	275		34	247	281		34	247	281	
8.2		4	22	54	80	4	23	54	81	4	116	54	174	4	116	54	174	
8.3			5	77	82	6	35	181	222	6	40	184	230	6	40	189	235	
8.4				24	24	2	77	365	444	2	79	365	446	2	79	365	446	
8.6		1	36	159	196	1	36	159	196	1	36	159	196	1	36	159	196	
SupUnits			4	135	139		4	135	139		4	135	139		4	135	139	
8.7		1	10		11	1	22		23	2	27		29	1	27		28	
SUBTOT		117	234	886	1237	183	443	1378	2004	252	660	1398	2310	294	822	1423	2539	
8.5			1		1		2		2		2		2		2		2	
H&N		2	72	700	774	3	92	906	1001	4	102	1042	1148	4	102	1039	1145	
SUBTOT		2	73	700	775	3	94	906	1003	4	104	1042	1150	4	104	1039	1147	
TOTAL		119	307	1586	2012	186	537	2284	3007	256	764	2440	3460	298	926	2462	3686	

6-8

VOL III
April 1969

TABLE 8-2

POPULATION FORECAST BY LOCATION

	GO +	150				180				210				240			
		1	2	3	T	1	2	3	T	1	2	3	T	1	2	3	T
<u>JAHNST</u>																	
HqJTF-8	31	72	92	195	31	72	92	195	31	72	92	195	31	72	92	195	
8.1.1	40			40	47			47	47			47	47			47	
8.1.2	90			90	90			90	90			90	90			90	
8.1.3	112	462	120	694	102	475	121	698	81	361	105	547	25	116	67	208	
8.1.4	1	87		88	2	90		92	2	90		92	2	90		92	
8.1.5		28	79	107		28	79	107		28	79	107		20	79	99	
8.1.6	73			73	77			77	72			72	72			72	
8.1.7		23	247	270		23	247	270		34	247	281		34	247	281	
8.2	5	129	54	188	5	129	54	188	5	189	169	363	5	163	98	266	
8.3	5	33	217	255	5	33	267	305	5	33	267	305	5	33	267	305	
8.4	2	79	365	446	2	79	365	446	2	79	365	446	2	79	365	446	
8.6	1	36	159	196	1	36	159	196	1	36	159	196	1	36	159	196	
SupUnits		4	135	139		4	135	139		4	135	139		4	135	139	
8.7	1	27		28	1	27		28	1	27		28	1	27		28	
SUBTOT	361	980	1468	2809	363	996	1519	2878	337	953	1618	2908	281	674	1509	2464	
8.5		2		2		2		2		2		2		2		2	
H&N	4	102	1026	1132	4	92	998	1094	4	87	931	1022	4	82	898	984	
SUBTOT	4	104	1026	1134	4	94	998	1096	4	89	931	1024	4	84	898	986	
TOTAL	365	1084	2494	3943	367	1090	2517	3974	341	1042	2549	3932	285	758	2407	3450	

VOL III
April 1969

CONFIDENTIAL

8-10

CONFIDENTIAL

TABLE 8-2

POPULATION FORECAST BY LOCATION																	
	GO +	270				300				330				360			
		1	2	3	T	1	2	3	T	1	2	3	T	1	2	3	T
JAHNST																	
HqJTF-8	31	72	92	195	31	72	92	195	31	72	92	195	31	72	92	195	
8.1.1	47			47	47			47	47			47	47			47	
8.1.2	90			90	90			90	90			90	30			30	
8.1.3	7	49	46	102		6	11	17		6	11	17					
8.1.4	2	90		92	2	90		92	2	90		92	2	85		87	
8.1.5		20	79	99		20	79	99		20	79	99		20	79	99	
8.1.6	72			72	59			59	55			55	55			55	
8.1.7		34	247	281		34	247	281		34	247	281		34	247	281	
8.2	3	12	54	69	3	12	54	69	3	12	54	69	3	12	54	69	
8.3	5	33	249	287	5	31	206	242	4	30	165	199	4	28	149	181	
8.4	2	79	365	446	2	79	365	446	2	77	365	444	2	77	365	444	
8.6	1	36	159	196	1	36	159	196	1	36	159	196	1	36	159	196	
SupUnits		4	135	139		4	135	139		4	135	139		4	135	139	
8.7	1	27		28	1	27		28	1	27		28	1	27		28	
SUBTOT	261	456	1426	2143	241	411	1348	2000	236	408	1307	1951	176	395	1280	1851	
8.5		2		2		2		2		2		2		2		2	
H&N	4	82	852	938	4	82	820	906	4	77	784	865	3	77	766	846	
SUBTOT	4	84	852	940	4	84	820	908	4	79	784	867	3	79	766	848	
TOTAL	265	540	2278	3083	245	495	2168	2908	240	487	2091	2818	179	474	2046	2699	

8-11

VOL III
April 1969

TABLE 8-2

POPULATION FORECAST BY LOCATION

	GO +	30				60				90				120			
		1	2	3	T	1	2	3	T	1	2	3	T	1	2	3	T
<u>HAHICK</u>																	
HqJTF-8	2	34	53	89	2	36	53	91	2	36	53	91	2	36	53	91	
8.1.1					13			13	24			24	27			27	
8.1.2	50			50	60			60	70			70	70			70	
8.1.3		14	28	42	1	18	59	78	1	22	59	82	2	25	59	86	
8.1.4		10		10		50		50		70		70		70		70	
8.1.6	36			36	82			82	147			147	158			158	
8.2		2	21	23		2	21	23		2	21	23		2	21	23	
8.4		5	25	30	8	229	951	1188	8	258	1112	1378	8	257	1112	1377	
8.5		3	17	20		3	17	20		3	17	20		3	17	20	
TOTAL	88	68	144	300	166	338	1101	1605	252	391	1262	1905	267	393	1262	1922	

VOL III
APRIL 1969

8-12

TABLE 8-2

POPULATION FORECAST BY LOCATION																	
	GO +	150				180				210				240			
		1	2	3	T	1	2	3	T	1	2	3	T	1	2	3	T
	<u>HAHICK</u>																
	HqJTF-8	2	36	53	91	2	36	53	91	2	36	53	91	2	36	53	91
	8.1.1	32			32	38			38	38			38	38			38
	8.1.2	70			70	70			70	70			70	70			70
	8.1.3	5	159	74	238	5	161	48	214	2	114	76	192	1	36	64	101
	8.1.4		70		70		70		70		70		70		70		70
	8.1.6	152			152	152			152	152			152	152			152
	8.2		2	21	23		2	21	23		2	21	23		2	21	23
	8.4	8	253	1087	1348	8	253	1087	1348	8	253	1087	1348	8	253	1087	1348
	8.5		3	17	20		3	17	20		3	17	20		3	17	20
	TOTAL	269	523	1252	2044	275	525	1226	2026	272	478	1254	2004	271	400	1242	1913

8-13

VOL III
April 1969

TABLE 8-2

POPULATION FORECAST BY LOCATION

GO +	270				300				330				360			
	1	2	3	T	1	2	3	T	1	2	3	T	1	2	3	T
<u>HAHICK</u>																
HqJTF-8	2	36	53	91	2	36	53	91	2	36	53	91	2	36	53	91
8.1.1	38			38	38			38	38			38	38			38
8.1.2	70			70	70			70	70			70	35			35
8.1.3	1	16	55	72		9	46	55		9	46	55		9	46	55
8.1.4		70		70		70		70		70		70		70		70
8.1.6	152			152	131			131	66			66	66			66
8.2		2	21	23		2	21	23		2	21	23		2	21	23
8.4	8	253	1087	1348	8	253	1087	1348	8	235	1056	1299	8	235	1056	1299
8.5		3	17	20		3	17	20		3	17	20		3	17	20
TOTAL	271	380	1233	1884	249	373	1224	1846	184	355	1193	1732	149	355	1193	1697

VOL III
April 1969

8-14

TABLE 8-2

POPULATION FORECAST BY LOCATION

	GO +	30				60				90				120			
		1	2	3	T	1	2	3	T	1	2	3	T	1	2	3	T
<u>HABARP</u>																	
HqJTF-8			3		3		3		3		3		3		3		3
8.1.1						2			2	4		4		4	4		4
8.1.2	20				20	25			25	28		28		30			30
8.1.4			29		29		35		35		42		42		42		42
8.2			1	5	6		1	5	6		1	5	6		1	5	6
8.3			54	200	254	2	84	338	424	2	84	338	424	54	276	330	330
8.4							6	53	59		34	128	162	34	128	162	162
8.5			2	13	15		2	13	15		2	13	15		2	13	15
TOTAL	20		89	218	327	29	131	409	569	34	166	484	684	34	136	422	592
<u>HAOAHU</u>																	
HqJTF-8			3	1	4	5	3	1	9	5	3	1	9	5	3	1	9
8.1.1	9				9	20			20	25			25	28			28
8.1.2	21				21	24			24	24			24	25			25
8.1.3															14		14
8.1.4			6		6		10		10	1	20		21	1	30		31
8.2			6	50	56		6	50	56		6	50	56		6	50	56
8.3	1		3	34	38	1	3	34	38	1	3	34	38	1	3	34	38
8.4								5	5			5	5			9	9
8.5	6		32	227	265	6	39	272	317	7	52	361	420	7	57	356	420
8.7	1		48		49	1	31		32	1	31		32	1	31		32
TOTAL	38		98	312	448	57	92	362	511	64	115	451	630	68	144	450	662

REF ID: A68158

VOL III
April 1969

TABLE 8-2

POPULATION FORECAST BY LOCATION

	GO +	150				180				210				240			
		1	2	3	T	1	2	3	T	1	2	3	T	1	2	3	T
<u>HABARP</u>																	
HqJTF-8			3		3		3		3		3		3		3		3
8.1.1	5				5	5			5	5			5	5			5
8.1.2	30				30	30			30	30			30	30			30
8.1.4		42			42		42		42		42		42		42		42
8.2		1	5		6		1	5	6		1	5	6		1	5	6
8.3		54	276		330		54	276	330		54	276	330		54	276	330
8.4		34	128		162		34	128	162		34	128	162		34	128	162
8.5		2	13		15		2	13	15		2	13	15		2	13	15
TOTAL	35	136	422		593	35	136	422	593	35	136	422	593	35	136	422	593
<u>HAOAHU</u>																	
HqJTF-8	5	3	1		9	5	3	1	9	5	3	1	9	5	3	1	9
8.1.1	33				33	41			41	41			41	41			41
8.1.2	25				25	25			25	25			25	25			25
8.1.3	2	18			20	2	18		20	2	18		20	2	18		20
8.1.4	1	30			31	1	30		31	1	30		31	1	30		31
8.2		6	50		56		6	50	56		6	50	56		6	50	56
8.3	1	3	34		38	1	3	34	38	1	3	34	38	1	3	34	38
8.4			9		9			9	9			9	9			9	9
8.5	8	60	336		404	8	60	336	404	8	60	336	404	7	52	311	370
8.7	1	31			32	1	31		32	1	31		32	1	31		32
TOTAL	76	151	430		657	84	151	430	665	84	151	430	665	83	143	405	631

VOL III
April 1969

8-16

TABLE 8-2

POPULATION FORECAST BY LOCATION

GO +	270				300				330				360			
	1	2	3	T	1	2	3	T	1	2	3	T	1	2	3	T
<u>HABARP</u>																
HqJTF-8		3		3		3		3		3		3		3		3
8.1.1	5			5	5			5	5			5	5			5
8.1.2	30			30	30			30	30			30	10			10
8.1.4		42		42												
8.2		1	5	6		1	5	6		1	5	6		1	5	6
8.3		54	276	330		54	276	330		54	276	330		54	276	330
8.4		34	128	162		9	56	65		9	56	65		9	56	65
8.5		2	13	15		2	13	15		2	13	15		2	13	15
TOTAL	35	136	422	593	35	69	350	454	35	69	350	454	15	69	350	434
<u>HAOAHU</u>																
HqJTF-8	5	3	1	9	5	3	1	9	5	3	1	9	5	3	1	9
8.1.1	41			41	41			41	41			41	41			41
8.1.2	25			25	25			25	25			25	20			20
8.1.3		4		4												
8.1.4	1	30		31	1	14		15	1	14		15	1	14		15
8.2		6	50	56		6	50	56		6	50	56		6	50	56
8.3	1	3	33	37	1	3	33	37	1	3	33	37		2	27	29
8.4			9	9			9	9			5	5			5	5
8.5	7	42	306	355	7	40	296	343	7	38	286	331	7	37	281	325
8.7	1	31		32	1	31		32	1	31		32	1	31		32
TOTAL	81	119	399	599	81	97	389	567	81	95	375	551	75	93	364	532

CONFIDENTIAL
8-17VOL. III
April 1969

TABLE 8-2

POPULATION FORECAST BY LOCATION

	GO +	30				60				90				120			
		1	2	3	T	1	2	3	T	1	2	3	T	1	2	3	T
<u>HAKAUI</u>																	
8.1.1					10				10	15			15	19			19
8.1.2	7				11				11	12			12	12			12
8.1.3															7		7
8.1.4		22			22	1	75		76	1	81		82	1	57		58
8.1.6										4			4	7			7
8.5		4	31		35		4	31	35		4	31	35		4	31	35
TOTAL	7	26	31		64	22	79	31	132	32	85	31	148	39	68	31	138
<u>HAMAUI</u>																	
8.1.1					3				3	4			4	6			6
8.1.2	2				4				4	6			6	6			6
8.1.3																	
8.1.4							2		2		2		2		2		2
8.1.6	4				4	8			8	11			11	11			11
8.5		1	17		18		1	17	18		1	17	18		1	17	18
TOTAL	6	1	17		24	15	3	17	35	21	3	17	41	23	3	17	43
<u>HAWHAW</u>																	
8.1.3															4		4
8.1.4		2			2		5		5		5		5		5		5
8.1.6																	
8.5			2		2			2	2			2	2			2	2
TOTAL		2	2		4		5	2	7		5	2	7		9	2	11

VOL III
April 1969

8-18

TABLE 8-2

POPULATION FORECAST BY LOCATION

	GO +	150				180				210				240			
		1	2	3	T	1	2	3	T	1	2	3	T	1	2	3	T
<u>HAKAUI</u>																	
8.1.1		21			21	25			25	25			25	25			25
8.1.2		12			12	12			12	12			12	12			12
8.1.3			7		7		7		7		7		7		7		7
8.1.4		1	84		85	1	100		101	1	100		101	1	95		96
8.1.6		7			7	7			7	7			7	7			7
8.5			4	31	35		4	31	35		4	31	35		4	31	35
TOTAL		41	95	31	167	45	111	31	187	45	111	31	187	45	106	31	182
<u>HAMAUI</u>																	
8.1.1		8			8	10			10	10			10	10			10
8.1.2		6			6	6			6	6			6	6			6
8.1.3			2		2		2		2		2		2		2		2
8.1.4			2		2		2		2		2		2		2		2
8.1.6		11			11	11			11	11			11	11			11
8.5			1	17	18		1	17	18		1	17	18		1	17	18
TOTAL		25	5	17	47	27	5	17	49	27	5	17	49	27	5	17	49
<u>HAWHAW</u>																	
8.1.3			4		4		4		4		4		4		4		4
8.1.4			5		5		5		5		5		5		5		5
8.1.6						2			2	2			2	2			2
8.5				2	2			2	2			2	2			2	2
TOTAL			9	2	11	2	9	2	13	2	9	2	13	2	9	2	13

8-19

VOL III
April 1969

TABLE 8-2

POPULATION FORECAST BY LOCATION

	GO +	270				300				330				360			
		1	2	3	T	1	2	3	T	1	2	3	T	1	2	3	T
<u>HAKAUI</u>																	
8.1.1	25				25	25			25	25			25	25			25
8.1.2	12				12	12			12	12			12	5			5
8.1.3																	
8.1.4	1	95			96	1	95		96	1	95		96	1	90		91
8.1.6	7				7	7			7	7			7	7			7
8.5		4	31		35		4	31	35		4	31	35		4	31	35
TOTAL	45	99	31		175	45	99	31	175	45	99	31	175	38	94	31	163
<u>HAMAUI</u>																	
8.1.1	10				10	10			10	10			10	10			10
8.1.2	6				6	6			6	6			6	6			6
8.1.3																	
8.1.4		2			2		2		2		2		2		2		2
8.1.6	11				11	11			11	11			11	11			11
8.5		1	17		18		1	17	18		1	17	18		1	17	18
TOTAL	27	3	17		47	27	3	17	47	27	3	17	47	27	3	17	47
<u>HAWHAW</u>																	
8.1.3		4			4												
8.1.4		5			5		5		5		5		5		5		5
8.1.6	2				2	2			2	2			2				2
8.5			2		2			2	2			2	2			2	2
TOTAL	2	9	2		13	2	5	2	9	2	5	2	9		5	2	7

VOL III
April 1969

CONFIDENTIAL 8-20

14

TABLE 8-2

POPULATION FORECAST BY LOCATION																	
	GO +	30				60				90				120			
		1	2	3	T	1	2	3	T	1	2	3	T	1	2	3	T
<u>ARORAE</u>																	
HqJTF-8																	
8.2																	
8.4																	
8.7																	
TOTAL																	
<u>BKRHOW</u>																	
HqJTF-8																	
8.1.6																	
8.2																	
8.3																	
8.4																	
8.5																	
TOTAL																	
<u>CANTON</u>																	
HqJTF-8																	
8.1.3																	
8.2																	
8.3																	
8.4																	
8.5																	
8.7																	
TOTAL																	

8-21

VOL III
April 1969

TABLE 8-2

POPULATION FORECAST BY LOCATION																	
	GO +	270				300				330				360			
		1	2	3	T	1	2	3	T	1	2	3	T	1	2	3	T
<u>ARORAE</u>																	
HqJTF-8				1	1			1	1			1	1			1	1
8.2				9	9			9	9			9	9			9	9
8.4				13	13			13	13			13	13			13	13
8.7			2		2		2		2		2		2		2		2
TOTAL			2	23	25		2	23	25		2	23	25		2	23	25
<u>BKRHOW</u>																	
HqJTF-8				2	2			2	2			2	2			2	2
8.1.6	19				19	19			19				19	19			19
8.2		1		32	33		1		32		1		32		1		32
8.3																	
8.4				19	19				19				19				19
8.5					15				15				15				15
TOTAL	19	1		53	88	19	1		53	88	19	1		53	88	19	88
<u>CANTON</u>																	
HqJTF-8				2	2			2	2			2	2			2	2
8.1.3																	
8.2		1		44	45		1		44	45		1		44	45		45
8.3		3		5	8		3		5	8		3		5	8		8
8.4				16	16				16	16				16	16		16
8.5					18				18	18				18	18		18
8.7		3			3		3			3		3			3		3
TOTAL		7		67	92		7		67	92		7		67	92		92

TABLE 8-2

POPULATION FORECAST BY LOCATION																	
GO +	30				60				90				120				
	1	2	3	T	1	2	3	T	1	2	3	T	1	2	3	T	
<u>XMAS</u>																	
HqJTF-8																	
8.4																	
8.5								10									
8.7						2		2		2		2		2			2
TOTAL						2		12		2		2		2			2
<u>FANNIN</u>																	
8.7						2		2		2		2		2			2
<u>FRFRSH</u>																	
HqJTF-8				1	1			1	1			1	1			1	1
8.1.3														3		1	3
8.2		1		25	26		1	25	26		1	25	26	1	25	26	26
8.4				13	13			13	13			13	13		13	13	13
8.5					35			35	35			18	18			18	18
8.7						2		2	2	1		1	1	1		1	1
TOTAL		1		39	75		3	39	77		2	39	59		5	39	62
<u>GUAM</u>																	
8.1.3														7			7
<u>KWAJ</u>																	
8.1.3															3		3
8.7							3		3		3		3		3		3
TOTAL									3				3		6		6

VOL III

CONFIDENTIAL 8-24

CONFIDENTIAL

TABLE 8-2

POPULATION FORECAST BY LOCATION

GO +	150				180				210				240			
	1	2	3	T	1	2	3	T	1	2	3	T	1	2	3	T
<u>XMAS</u>																
HqJTF-8																
8.2																
8.4																
8.5																
8.7		2		2		2		2		2		10		2		10
TOTAL		2		2		2		2		2		1		13		2
<u>FANNIN</u>																
8.7		2		2		2		2		2		2		2		2
<u>FRFRSH</u>																
HqJTF-8				1	1			1	1			1	1			1
8.1.3	4	4	1	9	4	4	1	9	4	4	1	9	4	4	1	9
8.2		1	25	26		1	25	26		1	25	26		1	25	26
8.4			13	13			13	13			13	13			13	13
8.5				18				18				18				18
8.7		1		1		1		1		1		1		1		1
TOTAL	4	6	40	68	4	6	40	68	4	6	40	68	4	6	40	68
<u>GUAM</u>																
8.1.3		7		7		7		7		7		7		7		7
<u>KWAJ</u>																
8.1.3		3		3		3		3		3		3		3		3
8.7		3		3		3		3		3		3		3		3
TOTAL		6		6		6		6		6		6		6		6

CONFIDENTIAL 8-25

VOL III
April 1969

TABLE 8-2

POPULATION FORECAST BY LOCATION

	GO +	270				300				330				360			
		1	2	3	T	1	2	3	T	1	2	3	T	1	2	3	T
<u>XMAS</u>																	
HqJTF-8				1	1			1	1			1	1			1	1
8.2				9	9												
8.4				13	13			13	13			13	13			13	13
8.5					10				10				10				10
8.7		2			2		2		2		2		2		2		2
TOTAL		2		23	35		2	23	35		2	23	35		2	23	35
<u>FANNIN</u>																	
8.7		2			2		2		2		2		2		2		2
<u>FRFRSH</u>																	
HqJTF-8				1	1			1	1			1	1			1	1
8.1.3		2			2												
8.2		1		25	26		1	25	26		1	25	26		1	25	26
8.4				13	13			13	13			13	13			13	13
8.5					18				18				18				18
8.7		1			1		1		1		1		1		1		1
TOTAL		4		39	61		2	39	59		2	39	59		2	39	59
<u>GUAM</u>																	
8.1.3		3			3												
<u>KWAJ</u>																	
8.1.3		3			3												
8.7		3			3		3		3		3		3		3		3
TOTAL		6			6		3		3		3		3		3		3

VOL III
April 1969
CONFIDENTIAL 8-26

CONFIDENTIAL

TABLE 8-2

POPULATION FORECAST BY LOCATION

	GO +	30				60				90				120									
		1	2	3	T	1	2	3	T	1	2	3	T	1	2	3	T						
<u>MALDEN</u>																							
HqJTF-8																							
8.2																							
8.4																							
8.5																							
														35			35						
TOTAL														35			35						
<u>MIDWAY</u>																							
8.1.3																							
8.4																							
8.7																							
														2	3	3	3	5	2	3	7		
TOTAL														2	3	5	5	2	3	5	7	5	12
<u>NZLAND</u>																							
8.1.3																							
														4			4						
<u>OKINAW</u>																							
8.1.3																							
														6			6						

REF ID: A66884

TABLE 8-2

		POPULATION FORECAST BY LOCATION											
		150			180			210			240		
		1	2	3	T	1	2	3	T	1	2	3	T
<u>MALDEN</u>													
HqJTF-8													
8.2								1	1				1
8.4													9
8.5													13
TOTAL													10
													33
<u>MIDWAY</u>													
8.1.3													
8.4		1	9	3	13	1	9	3	13	1	9	3	13
8.7			2	3	3		2	2	2		2	2	2
TOTAL		1	11	6	18	1	11	6	18	1	11	3	15
<u>NZLAND</u>													
8.1.3			4		4		4		4		4		4
<u>OKINAW</u>													
8.1.3			6		6		6		6		6		6

TABLE 8-2

POPULATION FORECAST BY LOCATION

GO +	270				300				330				360			
	1	2	3	T	1	2	3	T	1	2	3	T	1	2	3	T
<u>MALDEN</u>																
HqJTF-8			1	1			1	1			1	1			1	1
8.2			9	9			9	9			9	9			9	9
8.4			13	13			13	13			13	13			13	13
8.5				10				10				10				10
TOTAL			23	33			23	33			23	33			23	33
<u>MIDWAY</u>																
8.1.3																
8.4																
8.7		2		2		2		2		2		2		2		2
TOTAL		2		2		2		2		2		2		2		2
<u>NZLAND</u>																
8.1.3																
<u>OKINAW</u>																
8.1.3																

CONFIDENTIAL

8-29

VOL. III
April 1969

TABLE 8-2

POPULATION FORECAST BY LOCATION												
GO +	30			60			90			120		
	1	2	3	T	1	2	3	T	1	2	3	T
<u>PALMYR</u>												
HqJTF-8			2	2								
8.1.3												
8.2			2	2								
8.4	1		25	26	1			1				2
8.5			13	13				13				25
8.7			41	41				41				13
TOTAL	1		40	82	6			6				18
<u>PENKYN</u>												
8.7												
<u>TARAWA</u>												
HqJTF-8												
8.2												
8.4												
8.7												
TOTAL												
<u>UPOLU</u>												
HqJTF-8												
8.1.3												
8.2												
8.5												
TOTAL												

TABLE 8-2

POPULATION FORECAST BY LOCATION

	GO +	150				180				210				240			
		1	2	3	T	1	2	3	T	1	2	3	T	1	2	3	T
<u>PALMYR</u>																	
HqJTF-8				2	2			2	2			2	2			2	2
8.1.3	1	6	1	8	1	6	1	8	1	6	1	8	1	6	1	8	8
8.2		1	25	26		1	25	26		1	25	26		1	25	26	26
8.4			13	13			13	13			13	13			13	13	13
8.5				18				18				18				18	18
8.7		3		3		3		3		3		3		3		3	3
TOTAL	1	10	41	70	1	10	41	70	1	10	41	70	1	10	41	70	70
<u>PENRYN</u>																	
8.7		1		1		1		1		1		1		1		1	1
<u>TARAWA</u>																	
HqJTF-8												1	1			1	1
8.2																9	9
8.4																13	13
8.7		2		2		2		2		2		2		2		2	2
TOTAL		2		2		2		2		2		3		2		23	25
<u>UPOLU</u>																	
HqJTF-8				1	1			1	1			1	1			1	1
8.1.3		8	2	10		8	2	10		8	2	10		8	2	10	10
8.2		1	17	18		1	17	18		1	17	18		1	17	18	18
8.5				12				12				12				12	12
TOTAL		9	20	41		9	20	41		9	20	41		9	20	41	41

CONFIDENTIAL 8-31

VOL III
April 1969

TABLE 8-2

POPULATION FORECAST BY LOCATION

GO +	270				300				330				360			
	1	2	3	T	1	2	3	T	1	2	3	T	1	2	3	T
<u>PALMYR</u>																
HqJTF-8			2	2			2	2			2	2			2	2
8.1.3																
8.2		1	25	26		1	25	26		1	25	26		1	25	26
8.4			13	13			13	13			13	13			13	13
8.5				18				18				18				18
8.7		3		3		3		3		3		3		3		3
TOTAL		4	40	62		4	40	62		4	40	62		4	40	62
<u>PENRYN</u>																
8.7		1		1		1		1		1		1		1		1
<u>TARAWA</u>																
HqJTF-8			1	1			1	1			1	1			1	1
8.2			9	9			9	9			9	9			9	9
8.4			13	13			13	13			13	13			13	13
8.7		2		2		2		2		2		2		2		2
TOTAL		2	23	25		2	23	25		2	23	25		2	23	25
<u>UPOLU</u>																
HqJTF-8			1	1			1	1			1	1			1	1
8.1.3		1	2	3		1	2	3		1	2	3				
8.2		1	17	18		1	17	18		1	17	18		1	17	18
8.5				12				12				12				12
TOTAL		2	20	34		2	20	34		2	20	34		1	18	31

VOL III
April 1969

CONFIDENTIAL 8-32

TABLE 8-2

POPULATION FORECAST BY LOCATION

	GO +	30				60				90				120				
		1	2	3	T	1	2	3	T	1	2	3	T	1	2	3	T	
<u>VITILE</u>																		
HqJTF-8								1	1				1	1			1	1
8.1.3															4			4
8.2																		
8.5									32				32					32
TOTAL								1	33				1	33	4	1		37
<u>WAKE</u>																		
8.1.3															4			4
8.7							6		6		3		3		3			3
TOTAL							6		6		3		3		7			7
<u>WSHTN</u>																		
8.7								2	2			2	2		2			2
<u>SHIPS</u>																		
8.1.3							6	3	9		10	5	15	14	70	141		225
8.3	2	8	71	81	2	9	75	86		4	77	81		4	77		81	
TOTAL	2	8	71	81	2	15	78	95		14	82	96	14	74	218		306	

CONFIDENTIAL 8-33

CONFIDENTIAL

TABLE 8-2

POPULATION FORECAST BY LOCATION

	GO +	150				180				210				240			
		1	2	3	T	1	2	3	T	1	2	3	T	1	2	3	T
<u>VITILE</u>																	
HqJTF-8				1	1			1	1			1	1			1	1
8.1.3		35		1	36	35		1	36	35		1	36	35		1	36
8.2		1		17	18	1		17	18	1		17	18	1		17	18
8.5					15				15				15				15
TOTAL		36	19		70	36	19		70	36	19		70	36	19		70
<u>WAKE</u>																	
8.1.3			6		6		6		6		6		6		6		6
8.7			3		3		3		3		3		3		3		3
TOTAL			9		9		9		9		9		9		9		9
<u>WSHTN</u>																	
8.7			2		2		2		2		2		2		2		2
<u>SHIPS</u>																	
8.1.3	43	121	166	330	48	132	172	352	49	129	175	353	48	129	175	352	
8.3		4	77	81	1	13	75	89	1	13	75	89	1	13	75	89	
TOTAL	43	125	243	411	49	145	247	441	50	142	250	442	49	142	250	441	

VOL III
April 1969

8-34

TABLE 8-2

POPULATION FORECAST BY LOCATION																	
GO +	270				300				330				360				
	1	2	3	T	1	2	3	T	1	2	3	T	1	2	3	T	
<u>VITILE</u>																	
HqJTF-8			1	1			1	1			1	1			1	1	
8.1.3		1	1	2		1	1	2									
8.2		1	17	18		1	17	18		1	17	18		1	17	18	
8.5				15				15				15				15	
TOTAL		2	19	36		2	19	36		1	18	34		1	18	34	
<u>WAKE</u>																	
8.1.3																	
8.7		3		3		3		3		3		3		3		3	
TOTAL		3		3		3		3		3		3		3		3	
<u>WSHTN</u>																	
8.7		2		2		2		2		2		2		2		2	
<u>SHIPS</u>																	
8.1.3	10	44	29	83	8	35	25	68									
8.3	2	27	152	181	2	27	152	181	1	15	111	127	1	15	111	127	
TOTAL	12	71	181	264	10	62	177	249	1	15	111	127	1	15	111	127	

CONFIDENTIAL

8-35

VOL III
April 1969

TABLE 8-2

POPULATION FORECAST BY LOCATION

	GO +	30				60				90				120			
		1	2	3	T	1	2	3	T	1	2	3	T	1	2	3	T
<u>COSAND</u>																	
HqJTF-8		1	22	34	57		21	32	53		21	32	53		21	32	53
8.3		4	24	24	52												
8.4		1	1	1	3	1	1	1	3								
TOTAL		6	47	59	112	1	22	33	56		21	32	53		21	32	53
<u>COKIRT</u>																	
8.4			14	67	81		14	79	93		5	14	19			2	2
<u>COTRAV</u>																	
HqJTF-8			2	2	4		2	2	4		2	2	4		2	2	4
8.4				3	3			3	3			2	2			2	2
TOTAL			2	5	7		2	5	7		2	4	6		2	4	6
<u>CONOAK</u>																	
HqJTF-8			2	2	4		2	2	4		2	2	4		2	2	4
8.4				1	1			1	1			1	1			1	1
8.5			20		20		20		20		20		20		20		20
TOTAL			22	3	25		22	3	25		22	3	25		22	3	25
<u>COMCCL</u>																	
8.4				11	11			10	10			10	10			10	10
<u>COLOSA</u>																	
8.5		6	144		150	8	172		180	5	95		100	5	85		90
<u>COLASV</u>																	
.5		1	1		15	1	14		15	1	14		15	1	14		15

VOL III

CONFIDENTIAL 8-36

CONFIDENTIAL

TABLE 8-2

POPULATION FORECAST BY LOCATION																	
GO +	150				180				210				240				
	1	2	3	T	1	2	3	T	1	2	3	T	1	2	3	T	
<u>COSAND</u>																	
HqJTF-8 8.4		21	32	53		21	32	53		21	32	53		21	32	53	
TOTAL		21	32	53		21	32	53		21	32	53		21	32	53	
<u>COKIRT</u>																	
8.4			2	2			2	2			2	2			2	2	
<u>COTRAV</u>																	
HqJTF-8 8.4		2	2	4		2	2	4		2	2	4		2	2	4	
TOTAL		2	4	6		2	4	6		2	4	6		2	4	6	
<u>CONOAK</u>																	
HqJTF-8 8.4		2	2	4		2	2	4		2	2	4		2	2	4	
8.5			1	1			1	1			1	1			1	1	
TOTAL		20	3	20		20	3	20		20	3	20		15	3	15	
<u>COMCCL</u>																	
8.4			10	10			10	10			10	10			10	10	
<u>COLOSA</u>																	
8.5	4	46		50	4	46		50	3	37		40	3	32		35	
<u>COLASV</u>																	
8.5	1	14		15	1	14		15	1	14		15	1	14		15	

CONFIDENTIAL

8-37

VOL III
April 1969

CONFIDENTIAL

TABLE 8-2

POPULATION FORECAST BY LOCATION

	GO +	270				300				330				360			
		1	2	3	T	1	2	3	T	1	2	3	T	1	2	3	T
<u>COSAND</u>																	
	HqJTF-8 8.4		21	32	53		21	32	53		21	32	53		21	32	53
	TOTAL		21	32	53		21	32	53		21	32	53		21	32	53
<u>COKIRT</u>																	
	8.4			2	2			2	2			2	2			2	2
<u>COTRAV</u>																	
	HqJTF-8 8.4		2	2	4		2	2	4		2	2	4		2	2	4
				2	2			2	2			2	2			2	2
	TOTAL		2	4	6		2	4	6		2	4	6		2	4	6
<u>CONOAK</u>																	
	HqJTF-8 8.4		2	2	4		2	2	4		2	2	4		2	2	4
	8.4			1	1			1	1			1	1			1	1
	8.5		15		15		10		10		10		10		10		10
	TOTAL		17	3	20		12	3	15		12	3	15		12	3	15
<u>COMCCL</u>																	
	8.4			10	10			10	10			10	10			10	10
<u>COLOSA</u>																	
	8.5	3	27		30	3	22		25	3	17		20	3	17		20
<u>COLASV</u>																	
	8.5	1	14		15	1	14		15	1	14		15	1	14		15

VOL III
April 1969

~~CONFIDENTIAL~~ 8-38

~~CONFIDENTIAL~~

TABLE 8-3

POPULATION FORECAST FOR HQ JTF-8

GO +		COSAND				JAHNST				HAHICK				HABARP				
		1	2	3	T	1	2	3	T	1	2	3	T	1	2	3	T	
30	Army		4	16	20	3	16	30	49	1	15	24	40					
	Navy	1	7	9	17	1	18	25	44	1	9	14	24		1			1
	Air For.		9	9	18	5	31	32	68		6	15	21		1			1
	DOD Civ.																	
	AEC Civ.		2		2	14	2		16		4		4		1			1
	Contr.					9	1		10									
	TOTAL	1	22	34	57	32	68	87	187	2	34	53	89		3			3
60	Army		4	16	20	3	16	31	50	1	15	24	40					
	Navy		7	7	14	2	19	29	50	1	9	14	24		1			1
	Air For.		8	9	17	5	33	32	70		7	15	22		1			1
	DOD Civ.					1			1									
	AEC Civ.		2		2	11	2		13		5		5		1			1
	Contr.					9	2		11									
	TOTAL		21	32	53	31	72	92	195	2	36	53	91		3			3
90	Army		No change				No change				No change				No change			
	Navy																	
	Air For.																	
	DOD Civ.																	
	AEC Civ.																	
	Contr.																	
	TOTAL																	

CONFIDENTIAL

8-39

VOL III
April 1969

TABLE 8-3

POPULATION FORECAST FOR HQ JTF-8

		HAOAHU				COTRAV				CONOAK				FRFRSH				
GO +		1	2	3	T	1	2	3	T	1	2	3	T	1	2	3	T	
30	Army		2		2		1		1			1	1					
	Navy							1	1		2	1	3				1	1
	Air For.		1	1	2		1	1	2									
	DOD Civ.																	
	AEC Civ.																	
	Contr.																	
	TOTAL		3	1	4		2	2	4		2	2	4				1	1
															No change			
60	Army		2		2		1		1			1	1					
	Navy							1	1		2	1	3					
	Air For.	1	1	1	3		1	1	2									
	DOD Civ.	1			1													
	AEC Civ.	3			3													
	Contr.																	
	TOTAL	5	3	1	9		2	2	4		2	2	4					
			No change				No change				No change							
		VITILE																
GO +		1	2	3	T													
60	Army			1	1													
			No change															

VOI III
April 1969

~~CONFIDENTIAL~~

07-8

~~CONFIDENTIAL~~

TABLE 8-3

POPULATION FORECAST FOR HQ JTF-8

		BAKER				CANTON				PALMYR				UPOLU				
GO +		1	2	3	T	1	2	3	T	1	2	3	T	1	2	3	T	
30	Army							2	2			2	2				1	1
	Navy			1	1													
	TOTAL			1	1			2	2			2	2				1	1
150	Army							2	2			2	2				1	1
	Navy			2	2													
	TOTAL			2	2			2	2			2	2				1	1
		No change				No change				No change				No change				
		ARORAE				XMAS				MALDEN				TARAWA				
GO +		1	2	3	T	1	2	3	T	1	2	3	T	1	2	3	T	
210	Air For.			1	1			1	1			1	1				1	1
	TOTAL			1	1			1	1			1	1				1	1
		No change				No change				No change				No change				

CONFIDENTIAL 8-41

VOL III
April 1969

TABLE 8-3

POPULATION FORECAST FOR JTG 8.1.1

		JAHNST				HAOAHU				HAHICK				HABARP			
GO		1	2	3	T	1	2	3	T	1	2	3	T	1	2	3	T
30	Contr.					9			9								
60	Contr.	20			20	20			20	13			13	2			2
90	Contr.	34			34	25			25	24			24	4			4
120	Contr.	37			37	28			28	27			27			No change	
150	Contr.	40			40	33			33	32			32	5			5
180	Contr.	47			47	41			41	38			38			No change	
T					0				0				0				0
		HAKAUI				HAMAUI											
GO		1	2	3	T	1	2	3	T								
60	Contr.	10			10	3			3								
90	Contr.	15			15	4			4								
120	Contr.	19			19	6			6								
150	Contr.	21			21	8			8								
180	Contr.	25			25	10			10								
T					0				0								

VOI III
April 1969

CONFIDENTIAL 8-42

CONFIDENTIAL

TABLE 8-3

POPULATION FORECAST FOR JTG 8.1.2

		JAHNST				HAOAHU				HAHICK				HABARP			
GO		1	2	3	T	1	2	3	T	1	2	3	T	1	2	3	T
30	Contr.	54			54	21			21	50			50	20			20
60	Contr.	65			65	24			24	60			60	25			25
90	Contr.	70			70	24			24	70			70	28			28
120	Contr.	90			90	25			25	70			70	30			30
360	Contr.	30			30	20			20	35			35	10			10
		HAKAUI				HAMAUI											
GO		1	2	3	T	1	2	3	T								
30	Contr.	7			7	2			2								
60	Contr.	11			11	4			4								
90	Contr.	12			12	6			6								
360	Contr.	5			5	6			6								

CONFIDENTIAL
 8-43

CONFIDENTIAL

TABLE 8-3

POPULATION FORECAST FOR JTG 8.1.3

GO	+	JAHNST				HAHICK				MF-LSD				MF-LPD			
		1	2	3	T	1	2	3	T	1	2	3	T	1	2	3	T
30	Army	1	9	4	14		1	6	7								
	Navy	1	1	8	10		3	3	6								
	Air For.		7	40	47		10	19	29								
	DOD Civ.		12		12												
	Contr.		10		10												
	TOTAL	2	39	52	93		14	28	42								
60	Army	1	11	11	23		1	8	9								
	Navy	2	3	13	18		5	5	10								
	Air For.		10	47	57	1	12	46	59		2		2				
	DOD Civ.		21		21						1		1				
	Contr.	9	17		26						3	3	6				
	TOTAL	12	62	71	145	1	18	59	78		6	3	9				
90	Army	2	15	12	29		2	8	10								
	Navy	6	10	27	43		7	5	12								
	Air For.		13	47	60	1	13	46	60		2		2				
	DOD Civ.	16	70		86						1		1				
	Contr.	19	46		65						7	5	12				
	TOTAL	43	154	86	283	1	22	59	82		10	5	15				

VOL III
April 1969

CONFIDENTIAL

77-8

CONFIDENTIAL

TABLE 8-3

POPULATION FORECAST FOR JTG 8.1.3																	
GO +		JAHNST				HAHICK				MF-LSD				MF-LPD			
		1	2	3	T	1	2	3	T	1	2	3	T	1	2	3	T
120	Army	2	21	14	37		2	8	10								
	Navy	6	21	43	70		7	5	12								
	Air For.		18	49	67	1	13	46	60	2			2		3		3
	DOD Civ.	28	136		164	1	3		4	1			1		4		4
	Contr.	26	139		165					7	5		12		3	3	6
	TOTAL	62	335	106	503	2	25	59	86	10	5	15		10	3	13	
150	Army	3	23	19	45		2	9	11								
	Navy	6	22	44	72		7	7	14								
	Air For.	1	21	55	77	1	45	58	104	No change					3		3
	DOD Civ.	44	182		226	2	30		32					2	14		16
	Contr.	58	214	2	274	2	75		77						8	20	28
	TOTAL	112	462	120	694	5	159	74	238	10	5	15		2	25	20	47
180	Army	3	23	19	45		2	9	11								
	Navy	6	19	44	69		7	7	14								
	Air For.	1	22	56	79	1	44	32	77	No change				3	3		6
	DOD Civ.	44	196		240	2	33		35					4	17		21
	Contr.	48	215	2	265	2	75		77						8	20	28
	TOTAL	102	475	121	698	5	161	48	214	10	5	15		7	28	20	55

8-45

VOL III
April 1969

TABLE 8-3

POPULATION FORECAST FOR JTG 8.1.3

GO +		JAHNST				HAHICK				MF-LSD				MF-LPD				
		1	2	3	T	1	2	3	T	1	2	3	T	1	2	3	T	
210	Army	3	24	18	45		2	9	11								3	3
	Navy	6	17	29	52		7	7	14									
	Air For.	1	21	56	78	1	24	60	85		2		2	3	3			6
	DOD Civ.	34	132		166		23		23		1		1	5	14			19
	Contr.	37	167	2	206	1	58		59		7	5	12		8	20		28
	TOTAL	81	361	105	547	2	114	76	192		10	5	15	8	25	23		56
240	Army	2	23	16	41		2	9	11									
	Navy	2	13	17	32		7	7	14		No change				No change			
	Air For.	1	16	34	51	1	14	48	63									
	DOD Civ.	5	25		30		2		2									
	Contr.	15	39		54		11		11									
	TOTAL	25	116	67	208	1	36	64	101		10	5	15	8	25	23		56
270	Army	2	15	12	29		1	7	8									
	Navy	2	7	16	25		5	2	7									
	Air For.		7	18	25	1	10	46	57		No change				No change			
	DOD Civ.		5		5													
	Contr.	3	15		18													
	TOTAL	7	49	46	102	1	16	55	72		10	5	15	8	25	23		56

09761112

CONFIDENTIAL

8-46

CONFIDENTIAL

TABLE 8-3

POPULATION FORECAST FOR JTG 8.1.3

GO +		JAHNST				HAHICK				MF-LSD				MF-LPD				
		1	2	3	T	1	2	3	T	1	2	3	T	1	2	3	T	
300	Army		2		2			2	2									
	Navy		1	6	7		1		1									
	Air For.		2	5	7		8	44	52		2		2	3	3			6
	DOD Civ.		1		1						1		1	5	14			19
	Contr.										7	5	12		8	20		28
	TOTAL		6	11	17		9	46	55		10	5	15	8	25	20		53
330			No change				No change				0	0	0	0	0	0	0	0
360		0	0	0	0	No change												
F						0	0	0	0									

CONFIDENTIAL

8-47

VOL III
April 1969

CONFIDENTIAL

TABLE 8-3

POPULATION FORECAST FOR JTG 8.1.3																	
		GUAM				OKINAW				UPOLU				NZLAND			
GO		1	2	3	T	1	2	3	T	1	2	3	T	1	2	3	T
120	DOD Civ. Contr.		1 6		1 6		6		6		5		5		4		4
	TOTAL		7		7		6		6		5		5		4		4
150	Contr.		No change				No change				8	2	10		No change		
270	DOD Civ. Contr.		1 2		1 2		0		0		1	2	3		0		0
	TOTAL		3		3						1	2	3				
300			0		0						No change						
360											0	0	0				
		HAWHAW				HAKAUI				HAMAUI				KWAJ			
GO		1	2	3	T	1	2	3	T	1	2	3	T	1	2	3	T
120	DOD Civ. Contr.		2 2		2 2		1 6		1 6						1 2		1 2
	TOTAL		4		4		7		7					3		3	
150	Contr.		No change				No change				2		2		No change		
270			No change				0		0		0		0		No change		
300			0		0										0		0

VOL III April 1969

CONFIDENTIAL

8-4-8

CONFIDENTIAL

TABLE 8-3

POPULATION FORECAST FOR JTG 8.1.3

		FRFRSH				CANTON				PALMYR				VITILE				
GO +		1	2	3	T	1	2	3	T	1	2	3	T	1	2	3	T	
120	Contr.		3		3	3	4		7		4		4		4		4	
150	Air For. Contr.	4	4	1	9	4	6	1	11	1	6	1	7		35	1	36	
	TOTAL	4	4	1	9	4	6	1	11	1	6	1	8		35	1	36	
270	Contr.		2		2	0	0	0	0	0	0	0	0		1	1	2	
300			0		0									No change				
330														0	0	0		
		HAOAHU				MIDWAY				WAKE								
GO +		1	2	3	T	1	2	3	T	1	2	3	T					
120	Air For. DOD Civ. Contr.		1 13		1 13		1 4	1 1	1 5				4		4			
	TOTAL		14		14		5	2	7				4		4			
150	Air For. DOD Civ. Contr.	1 1	1 17		2 18		1 8	1 2	1 11				6		6			
	TOTAL	2	18		20	1	9	3	13				6		6			
270	Contr.		4		4	0	0	0	0				0		0			
300			0		0													

8-49
 VOL III
 April 1969

CONTINUED

TABLE 8-3

POPULATION FORECAST FOR JTG 8.1.3

		S1				S2				S3				S4			
GO +		1	2	3	T	1	2	3	T	1	2	3	T	1	2	3	T
120	Contr.					1			1	1			1	1			1
150	DOD Civ. Contr.	6			6		3		3		4		4		1		1
	TOTAL	14			14	2	10		12	2	14	1	17	2	0	1	3
	TOTAL	20			20	2	13		15	2	18	1	21	2	1	1	4
240	DOD Civ. Contr.	5			5												
	TOTAL	14			14	No change				No change				No change			
	TOTAL	19			19												
270		0			0	0	0		0	0	0		0	0	0		0
		S5				S6				S7				S8			
GO +		1	2	3	T	1	2	3	T	1	2	3	T	1	2	3	T
120	Contr.	1			1	1			1								
150	Contr.		No change			3	0	1	4					2	3	5	10
180	Air For. DOD Civ.		No change				No change				2	6	8	No change			
	TOTAL									8	6	14					
270	Contr.		No change			1			1		0	0	0		1	1	2
300		0			0	0			0						0	0	0

VOL III

CONFIDENTIAL

8-50

TABLE 8-3

POPULATION FORECAST FOR JTG 8.1.3

GO +		S9				S10				S11								
		1	2	3	T	1	2	3	T	1	2	3	T					
120	Contr.	9	43	133	185		7		7									
150	DOD Civ.		No change				No change				1		1					
270		0	0	0	0		No change				No change							
300							0		0		0		0					

TABLE 8-3

POPULATION FORECAST FOR JTG 8.1.4

		JAHNST				HAKAUI				HAMAUI				HAWHAW			
GO +		1	2	3	T	1	2	3	T	1	2	3	T	1	2	3	T
30	Contr.		20		20		22		22						2		2
60	Contr.	1	75		76	1	75		76		2		2		5		5
90	Contr.	2	78		80	1	81		82		No change			No change			
120	Contr.	1	55		56	1	57		58		No change			No change			
150	Contr.	1	87		88	1	84		85		No change			No change			
180	Contr.	2	90		92	1	100		101		No change			No change			
240	Contr.		No change			1	95		96		No change			No change			
360	Contr.	2	85		87	1	90		91		No change			No change			
T		0	0		0	0	0		0		0		0		0		0
		HAOAHU				HABARP				HAHICK							
GO +		1	2	3	T	1	2	3	T	1	2	3	T				
30	Contr.		6		6		29		29		10		10				
60	Contr.		10		10		35		35		50		50				
90	Contr.	1	20		21		42		42		70		70				
120	Contr.	1	30		31		No change				No change						
300	Contr.	1	14		15		0		0		No change						
T	Contr.	0	0		0						0		0				

VOL III
April 1969

CONFIDENTIAL

8-52

CONFIDENTIAL

TABLE 8-3

POPULATION FORECAST FOR JTG 8.1.5

		JAHNST										JAHNST					
GO +		1	2	3	T					GO +		1	2	3	T		
0	Navy		1		1					240	Navy		6	1	7		
	Contr.		1	32	33						DOD Civ.		12		12		
	TOTAL		2	32	34						Contr.		2	78	80		
30	Navy		2	1	3						TOTAL		20	79	99		
	DOD Civ.		3		3					T	Navy		1		1		
	Contr.		1	41	42						Contr.		1	32	33		
	TOTAL		6	42	48						TOTAL		2	32	34		
60	Navy		2	1	3												
	DOD Civ.		9		9												
	Contr.		2	69	71												
	TOTAL		13	70	83												
90	Navy		6	1	7												
	DOD Civ.		12		12												
	Contr.		2	75	77												
	TOTAL		20	76	96												
120	Navy		3	1	4												
	DOD Civ.		19		19												
	Contr.		2	75	77												
	TOTAL		24	76	100												
150	Navy		6	1	7												
	DOD Civ.		20		20												
	Contr.		2	78	80												
	TOTAL		28	79	107												

CONFIDENTIAL
 8-53
 VOL III
 April 1969

CONFIDENTIAL

TABLE 8-3

POPULATION FORECAST FOR JTG 8.1.6

		HAHICK				JAHNST				HAMAUI				HAKAUI			
GO +		1	2	3	T	1	2	3	T	1	2	3	T	1	2	3	T
30	Contr.	36			36	23			23	4			4				
60	Contr.	82			82	40			40	8			8				
90	Contr.	147			147	57			57	11			11	4			4
120	Contr.	158			158	59			59		No change			7			7
150	Contr.	152			152	73			73		No change				No change		
180	Contr.		No change			77			77		No change				No change		
210	Contr.		No change			72			72		No change				No change		
300	Contr.	131			131	59			59		No change				No change		
330	Contr.	66			66	55			55		No change				No change		
T		0			0	0			0	0			0	0			0
		HAWHAW				BKRHOW											
GO +		1	2	3	T	1	2	3	T								
60	Contr.	2			2												
210	Contr.		No change			14			14								
240	Contr.		No change			19			19								
360	Contr.	0			0		No change										
T						0			0								

VOL III
April 1969

CONFIDENTIAL
8-54

CONFIDENTIAL

TABLE 8-3

POPULATION FORECAST FOR JTG 8.1.7

		JAHNST											
GO		1	2	3	T								
30	Air For.		19	256	275								
	DOD Civ.												
	Contr.		5		5								
	TOTAL		24	256	280								
60	Air For.		19	251	270								
	DOD Civ.												
	Contr.		5		5								
	TOTAL		24	251	275								
90	Air For.		21	247	268								
	DOD Civ.		1		1								
	Contr.		12		12								
	TOTAL		34	247	281								
150	Air For.		18	247	265								
	Contr.		5		5								
	TOTAL		23	247	270								
210	Air For.		21	247	268								
	DOD Civ.		1		1								
	Contr.		12		12								
	TOTAL		34	247	281								

CONFIDENTIAL
 8-55
 VOL III
 April 1969

TABLE 8-3

POPULATION FORECAST FOR JTG 8.2

GO +		JAHNST				HAHICK				HABARP							
		1	2	3	T	1	2	3	T	1	2	3	T				
30	Army	3	12	54	69		2	21	23		1	5	6				
	DOD Civ.	1	10		11												
	TOTAL	4	22	54	80		2	21	23		1	5	6				
60	Army	3	12	54	69												
	DOD Civ.	1	11		12		No change				No change						
	TOTAL	4	23	54	81		No change				No change						
90	Army	3	12	54	69												
	DOD Civ.	1	14		15												
	Contr.		90		90		No change				No change						
TOTAL	4	116	54	174		No change				No change							
150	Army	3	12	54	69												
	DOD Civ.	2	27		29												
	Contr.		90		90		No change				No change						
TOTAL	5	129	54	188		No change				No change							
210	Army	3	31	169	203												
	DOD Civ.	2	66		68												
	Contr.		92		92		No change				No change						
TOTAL	5	189	169	363		No change				No change							
240	Army	3	23	98	124												
	DOD Civ.	2	48		50												
	Contr.		92		92		No change				No change						
TOTAL	5	163	98	266		No change				No change							

VOL III TOI

CONFIDENTIAL

8-56

CONFIDENTIAL

TABLE 8-3

POPULATION FORECAST FOR JTG 8.2

		JAHNST															
GO +		1	2	3	T				T				T				T
270	Army DOD Civ.	3	12	54	69												
	TOTAL	3	12	54	69												
T		0	0	0	0												
		HAOAHU				FRFRSH				PALMYR				CANTON			
GO +		1	2	3	T	1	2	3	T	1	2	3	T	1	2	3	T
30	Army		6	50	56		1	25	26		1	25	26		1	44	45
	TOTAL		6	50	56		1	25	26		1	25	26		1	44	45
			No change				No change				No change				No change		
		ARORAE				HOWLAND				MALDEN				TARAWA			
GO +		1	2	3	T	1	2	3	T	1	2	3	T	1	2	3	T
240	Army			9	9			9	9			9	9			9	9
	TOTAL			9	9			9	9			9	9			9	9
			No change				No change				No change				No change		

8-57

VOL III
April 1969

TABLE 8-3

POPULATION FORECAST FOR JTG 8.2

		BAKER				VITILE				UPOLU				XMAS				
GO		1	2	3	T	1	2	3	T	1	2	3	T	1	2	3	T	
120	Army		1	23	24													
150	Army		No change				1	17	18		1	17	18					
180	Army		No change				No change				No change							
210	Army		No change				No change				No change							
240	Army		No change				No change				No change						9	9
															No change			

VOL III
April 1969

~~CONFIDENTIAL~~

8-58

TABLE 8-3

POPULATION FORECAST FOR JTG 8.3

GO +		COSAND				JAHNST				BKRHOW				MF-POE - SHIP			
		1	2	3	T	1	2	3	T	1	2	3	T	1	2	3	T
30	Navy	4	24	24	52		5	77	82		3	16	19		2	39	41
60	Navy	0	0	0	0	6	35	181	222	No change							
90	Navy					6	40	184	230	No change					2	39	41
120	Navy					6	40	189	235	0	0	0		No change			
150	Navy					5	33	217	255				1	12	41	54	
180	Navy					5	33	267	305					No change			
270	Navy					5	33	249	287					No change			
300	Navy					5	31	206	242				0	0	0	0	
330	Navy					4	30	165	199								
360	Navy					4	28	149	181								
T	Navy	2	13	12	27	0	0	0	0								

CONFIDENTIAL 8-59

VOL III
April 1969

TABLE 8-3

POPULATION FORECAST FOR JTG 8.3

		SHWX				SHNOST				HABARP				HAOAHU			
GO		1	2	3	T	1	2	3	T	1	2	3	T	1	2	3	T
30	Navy			6	6	2	6	26	34		54	200	254	1	3	34	38
60	Navy			30	30	No change				2	84	338	424	No change			
90	Navy		No change			0	0	0	0	No change				No change			
120	Navy		No change							54	276	330	No change				
270	Navy		No change							No change				1	3	33	37
360	Navy													2	27	29	
T				0	0					0	0	0	0				
		SHBKRH				SHBKWX				CANTON				SHBKRX			
GO		1	2	3	T	1	2	3	T	1	2	3	T	1	2	3	T
60	Navy														1	4	5
90	Navy													2	8	10	
180	Navy													1	4	5	
270	Navy	1	13	68	82			5	5	3	5	8		2	8	10	
T		0	0	0	0			0	0	0	0	0		0	0	0	

VOL III
April 1969

CONFIDENTIAL

8-60

CONFIDENTIAL

TABLE 8-3

POPULATION FORECAST FOR JTG 8.4

		COKIRT				COSAND				COTRAV				CONOAK				
GO		1	2	3	T	1	2	3	T	1	2	3	T	1	2	3	T	
30	Air For.		14	67	81	1	1	1	3			3	3				1	1
60	Air For.		14	79	93		No change				No change				No change			
90	Air For.		5	14	19	0	0	0	0			2	2		No change			
120	Air For.			2	2						No change				No change			
T			0	0	0							0	0				0	0
		COMCCL				MIDWAY				CANTON				FRFRSH				
GO		1	2	3	T	1	2	3	T	1	2	3	T	1	2	3	T	
30	Air For.			11	11							13	13				13	13
60	Air For.			10	10			3	3		No change				No change			
180	Air For.		No change				No change					16	16		No change			
210	Air For.		No change					0	0		No change				No change			
T				0	0							0	0				0	0

CONFIDENTIAL 19-8

VOL III
April 1969

TABLE 8-3

POPULATION FORECAST FOR JTG 8.4

		PALMYR				BKRHOW				XMAS				MALDEN			
GO		1	2	3	T	1	2	3	T	1	2	3	T	1	2	3	T
30	Air For.			13	13												
120	Air For.		No change					13	13								
180	Air For.							19	19								
240	Air For.		No change				No change					13	13			13	13
T				0	0			0	0			0	0			0	0

VOL III
April 1969

CONFIDENTIAL 8-62

TABLE 8-3

POPULATION FORECAST FOR JTG 8.4

GO +		HABARP				HAHICK				JAHNST				TARAWA				
		1	2	3	T	1	2	3	T	1	2	3	T	1	2	3	T	
30	Air For.						5	25	30				24	24				
60	Air For.		6	53	59	7	219	938	1164	2	77	365	444					
	DOD Civ.					1	8	13	22									
	Contr.						2		2									
	TOTAL		6	53	59	8	229	951	1188	2	77	365	444					
90	Air For.		33	126	159	7	247	1085	1339	2	79	365	446					
	DOD Civ.		1	2	3	1	8	27	36									
	Contr.						3		3									
	TOTAL		34	128	162	8	258	1112	1378	2	79	365	446					
120	Air For.					7	246	1085	1338									
	DOD Civ.		No change			1	8	27	36		No change							
	Contr.						3		3									
	TOTAL					8	257	1112	1377									
150	Air For.					7	243	1060	1310									
	DOD Civ.		No change			1	8	27	36		No change							
	Contr.						2		2									
	TOTAL					8	253	1087	1348									
240	Air For.		No change				No change				No change						13	13
300	Air For.		8	54	62													
	DOD Civ.		1	2	3													
	TOTAL		9	56	65													

TABLE 8-3

POPULATION FORECAST FOR JTG 8.4

		HABARP				HAHICK				JAHNST				TARAWA				
GO		1	2	3	T	1	2	3	T	1	2	3	T	1	2	3	T	
330	Air For.		8	54	62	7	225	1031	1263	2	77	365	444				13	13
	DOD Civ.		1	2	3	1	8	25	34									
	Contr.						2		2									
	TOTAL		9	56	65	8	235	1056	1299	2	77	365	444				13	13
T			0	0	0	0	0	0	0	0	0	0	0				0	0
		HAOAHU				ARORAE												
GO		1	2	3	T	1	2	3	T									
60	Air For.			5	5													
90	Air For.			5	5													
120	Air For.			9	9													
150	Air For.			9	9													
180	Air For.			9	9													
210	Air For.			9	9													
240	Air For.			9	9			13	13									
270	Air For.			9	9			13	13									
300	Air For.			9	9			13	13									
330	Air For.			5	5			13	13									
360	Air For.			5	5			13	13									

VOL III

CONFIDENTIAL 8-64

TABLE 8-3

POPULATION FORECAST FOR JTG 8.5

GO +		HAOAHU				JAHNST				HAHICK				HABARP				
		1	2	3	T	1	2	3	T	1	2	3	T	1	2	3	T	
30	Army		2		2													
	Navy		1		1													
	Air For.			1	1													
	AEC	2	9		11		1		1									
	Contr.	4	20	226	250	2	72	700	774		3	17	20		2	13	15	
	TOTAL	6	32	227	265	2	73	700	775		3	17	20		2	13	15	
60	Army		2		2													
	Navy		1		1					No change				No change				
	Air For.			1	1													
	AEC	2	11		13		2		2									
	Contr.	4	25	271	300	3	92	906	1001									
	TOTAL	6	39	272	317	3	94	906	1003									
90	Army		2		2													
	Navy		1		1					No change				No change				
	Air For.			1	1													
	AEC	2	14		16		2		2									
	Contr.	5	35	360	400	4	102	1042	1148									
	TOTAL	7	52	361	420	4	104	1042	1150									

CONFIDENTIAL 8-65

CONFIDENTIAL

TABLE 8-3

POPULATION FORECAST FOR JTG 8.5

		HAOAHU				JAHNST				HAHICK				HABARP			
GO +		1	2	3	T	1	2	3	T	1	2	3	T	1	2	3	T
120	Army		2		2												
	Navy		1		1												
	Air For.			1	1												
	AEC	2	19		21		2		2								
	Contr.	5	35	355	395	4	102	1039	1145								
	TOTAL	7	57	356	420	4	104	1039	1147								
150	Army		2		2												
	Navy		1		1												
	Air For.			1	1												
	AEC	3	22		25		2		2								
	Contr.	5	35	335	375	4	102	1026	1132								
	TOTAL	8	60	336	404	4	104	1026	1134								
180	Army		2		2												
	Navy		1		1												
	Air For.			1	1												
	AEC	3	22		25		2		2								
	Contr.	5	35	335	375	4	92	998	1094								
	TOTAL	8	60	336	404	4	94	998	1096								

No change

No change

VOL III
April 1969

CONFIDENTIAL
99-8

CONFIDENTIAL

TABLE 8-3

POPULATION FORECAST FOR JTG 8.5

GO +		HAOAHU				JAHNST				HAHICK				HABARP				
		1	2	3	T	1	2	3	T	1	2	3	T	1	2	3	T	
210	Army		2		2													
	Navy		1		1													
	Air For.			1	1													
	AEC	3	22		25		2		2									
	Contr.	5	35	335	375	4	87	931	1022									
	TOTAL	8	60	336	404	4	89	931	1024									
240	Army		2		2													
	Navy		1		1													
	Air For.			1	1													
	AEC	2	19		21		2		2									
	Contr.	5	30	310	345	4	82	898	984									
	TOTAL	7	52	311	370	4	84	898	986									
270	Army		2		2													
	Navy		1		1													
	Air For.			1	1													
	AEC	2	14		16		2		2									
	Contr.	5	25	305	335	4	82	852	938									
	TOTAL	7	42	306	355	4	84	852	940									

CONFIDENTIAL

8-67

VOL III
April 1969

TABLE 8-3

POPULATION FORECAST FOR JTG 8.5

		HAMAUI				HAKAUI				HAWHAW				COLASV			
GO +		1	2	3	T	1	2	3	T	1	2	3	T	1	2	3	T
30	Contr.		1	17	18		4	31	35			2	2	1	14		15
T		No change				No change				No change				No change			
		COLOSA				CONOAK				FRFRSH				PALMYR			
GO +		1	2	3	T	1	2	3	T	1	2	3	T	1	2	3	T
30	Contr.	6	144		150		20		20				35				41
60	Contr.	8	172		180		20		20				35				41
90	Contr.	5	95		100		20		20				18				18
120	Contr.	5	85		90		20		20	No change				No change			
150	Contr.	4	46		50		20		20								
180	Contr.	4	46		50		20		20								
210	Contr.	3	37		40		20		20								
240	Contr.	3	32		35		15		15								
270	Contr.	3	27		30		15		15								
300	Contr.	3	22		25		10		10								
330	Contr.	3	17		20		10		10								
360	Contr.	3	17		20		10		10								

CONFIDENTIAL

8-69

VOL III
April 1969

TABLE 8-3

POPULATION FORECAST FOR JTG 8.7

		JAHNST				HAOAHU				PALMYR				CANTON			
GO +		1	2	3	T	1	2	3	T	1	2	3	T	1	2	3	T
30	AEC Civ. Contr.	1	1 9		2 9	1	1 47		2 47								
	TOTAL	1	10		11	1	48		49								
60	AEC Civ. Contr.	1	1 21		2 21	1	1 30		2 30		6		6		6		6
	TOTAL	1	22		23	1	31		32		6		6		6		6
90	AEC Civ. Contr.	2	2 25		4 25		No change				3		3		3		3
	TOTAL	2	27		29						3		3		3		3
120	AEC Civ. Contr.	1	2 25		3 25		No change				No change				No change		
	TOTAL	1	27		28												
T		0	0		0	0	0		0		0		0		0		0
		WAKE				WASHTN				FANNIN				XMAS			
GO +		1	2	3	T	1	2	3	T	1	2	3	T	1	2	3	T
60	Contr.		6		6		2		2		2		2		2		2
90	Contr.		3		3		No change				No change				No change		
T			0		0		0		0		0		0		0		0

VOL III
April 1969

CONFIDENTIAL

8-72

CONFIDENTIAL

~~CONFIDENTIAL~~

THIS PAGE IS INTENTIONALLY LEFT BLANK

~~CONFIDENTIAL~~

~~CONFIDENTIAL~~

SECTION IX

OFFICE FURNITURE AND EQUIPMENT REQUIREMENTS

9.1 GENERAL

This section lists known requirements of the Users for office furniture and equipment which has been or will be procured for the current program.

9.2 JOHNSTON ATOLL

Table 9-1, Office Furniture and Equipment Requirements at Johnston Atoll, lists office furniture and equipment requirements at each facility, items in place or in storage, and those items yet to be provided. For the Title/Use of each building listed in Table 9-1, refer to Section III, Vol. III, Space Allocations.

RETURN TO DOE/NV TECHNICAL INFORMATION
RESOURCE CENTER

~~CONFIDENTIAL~~

TABLE 9-1. TABLE OF OFFICE FURNITURE AND EQUIPMENT REQUIREMENTS AT JOHNSTON ATOLL

ITEM	JOC		#Req. Post GO
	Total Req.	*On Hand	
JTF 8			
Adding Machine	1	1	-
Blackboard, 4 x 6-foot	39	39	-
Board, directory	1	1	-
Board, letter, 4 x 6-foot with letters	1	1	-
Board, letter, 40 x 70-inches with letters	2	2	-
Bookcase section	28	28	-
Base, Bookcase	9	9	-
Top, bookcase.	9	9	-
Board, bulletin, 4 x 6-foot	1	1	-
Cabinet, storage	12	12	-
Cabinet, map	10	10	-
Base, map cabinet	4	4	-
Top, map cabinet	4	4	-
Calculator	1	1	-
Calculator, tape printing	1	1	-
Chair, executive	74	74	-
Chair, straight back without arms	18	18	-
Chair, straight back with arms	161	161	-
Chair, typist	44	44	-
Clock, 24 hour	2	2	-
Clock, 12 hour	22	22	-
Costumer	25	25	-

TABLE 9-1. TABLE OF OFFICE FURNITURE AND EQUIPMENT REQUIREMENTS AT JOHNSTON ATOLL

ITEM	JOC													
	Total Req.	*On Hand	#Req. Post GO											
JTF 8 (cont'd)														
Desk, executive, 60-inch	73	73	-											
Desk, flat top, 45-inch	1	1	-											
Desk, typist, left ped	10	10	-											
Desk, typist, right ped	30	30	-											
Ditto Machine	1	1	-											
File Tray	261	261	-											
Lamp, desk	3	3	-											
Easel	5	5	-											
Flag Pole, oak	6	6	-											
Flag Pole, ornamental eagle	6	6	-											
Floor Stand, flag pole	6	6	-											
Pulverizer, paper	1	1	-											
Safe File, 4 drawer	28	28	-											
Safe File, 5 drawer	21	21	-											
Stand, smoking	9	9	-											
Stand, typewriter	8	8	-											
Stool, draftsman	15	15	-											
Table, buffet, 8-foot	1	1	-											
Table, drafting	14	14	-											
Table, light, engineering, 2 x 3-foot	2	2	-											
Table, light, engineering, 4 x 6 foot	1	1	-											

*In place or in storage at JA. #N/avail. at JA. Will require purchase if not avail. from DT or other sources.

CONFIDENTIAL

9-3

VOL III
April 1969

VOL III
April 1969

TABLE 9-1. TABLE OF OFFICE FURNITURE AND EQUIPMENT REQUIREMENTS AT JOHNSTON ATOLL

ITEM	JOC			#Req. Post GO																
	Total Req.	*On Hand																		
JTF 8 (cont'd																				
Table, office, 3-foot	3	3	-																	
Table, office, 5-foot	54	54	-																	
Thermofax Machine	1	1	-																	
Typewriter, elec- tric, 16-inch	17	17	-																	
Typewriter, man- ual, 14-inch	26	26	-																	
Typewriter, man- ual, 17-inch	1	1	-																	
Wastebasket	164	164	-																	
Workbench	1	1	-																	
Duplicator, multi- lith, 1250A with overseas kit #120-6900A	2	2	-																	
Camera, Brown es- cort copy, with 11 x 14-inch Ektalith adapter back	1	1	-																	
Processor Unit, Kodak Ektalith load- er, Model 1, day- light loading, 9 x 14- inch paper	1	1	-																	
Copy Unit, Ektaligh Holder, Ektalith transfer paper, 9 x 14 inch	1	1	-																	
	3	3	-																	

~~CONFIDENTIAL~~

CONFIDENTIAL.

9-4

Storage at IA #N/avail at IA Will require purchase if not avail. from DT or other sources.

TABLE 9-1. TABLE OF OFFICE FURNITURE AND EQUIPMENT REQUIREMENTS AT JOHNSTON ATOLL

ITEM	JOC			#Req. Post GO										
	Total Req.	*On Hand												
JTF 8 (cont'd)														
Paper Drill, Chal- lenge, electro-hy- drolic, Style EK	1	1	-											
Paper Cutter, Chal- lenge, lever, 30 1/2 inch, Style 305 with 2 extra blades	1	1	-											
Collator, General Binding Corp., au- tomatic, Model 16 CSS	1	1	-											
Wire Stitcher, Bos- ton #7 single head	1	1	-											
Projector, RCA type 415R reverse	1	1	-											
Projector, Beseler Slide King, 35 mm (2 x 2-inch) cata- logue #3600	1	1	-											
Projector, Beseler Slide King, 3 1/4 x 4-inch (2.75 x 3-inch)	1	1	-											
Projector, thermofax overhead Model 66	1	1	-											
Screen radion, automatic electric, Model AS 8 x 10- foot with dual con- trol switch	1	1	-											

*In place or in storage at JA. #N/avail. at JA. Will require purchase if not avail. from DT or other sources.

CONFIDENTIAL

9-5

VOL III
April 1969

CONFIDENTIAL

TABLE 9-1. TABLE OF OFFICE FURNITURE AND EQUIPMENT REQUIREMENTS AT JOHNSTON ATOLL

ITEM	JOC		#Req. Post GO																	
	Total Req.	*On Hand																		
JTF 8 (cont'd)																				
Microphone, Model 630	2	2	-																	
Speaker, 8-inch, RCA type SL8C	1	1	-																	
Speaker, 10-inch RCA 22875	4	4	-																	
Board, Neumade, #3 with rewinds and splicer, Griswold, Model R-3	1	1	-																	
Splicer Block, instant, Burns and Sawyer	1	1	-																	
Storage Combination Unit, film, Neumade MM 26	1	1	-																	
Flange, Neumade 16 mm, HM9	2	2	-																	
Xerox Machine	1	-	1																	

CONFIDENTIAL

~~CONFIDENTIAL~~

THIS PAGE IS INTENTIONALLY LEFT BLANK.

~~CONFIDENTIAL~~

TABLE 9-1. TABLE OF OFFICE FURNITURE AND EQUIPMENT REQUIREMENTS AT JOHNSTON ATOLL

ITEM	JOC		BLDG, 93	
	Total Req.	*On Hand	Total Req.	*On Hand
JTG 8.1.1				
Blackboard, 4 x 6-foot	16	16		
Blackboard 4 x 8-foot	1	1		
Bookcase, section	18	18		
Base, bookcase	6	6		
Top, bookcase	6	6		
Cabinet File, 5 drawer	6	6		
Cabinet, storage	4	4		
Calculator	2	2		
Chair, canvas folding	15	15		
Chair, executive	24	24	3	-
Chair, straight back with arms	7	7	3	-
Chair, straight back without arms	22	22		
Chair, typist	7	7		
Clock, electric				
24 hour	25	25		
Coffee Pot, 12 cup	11	11		
Coffee Pot, 30 cup	1	1		
Cot, canvas folding	8	8		
Desk, executive, 60-inch	22	22	2	-
Desk, flat top, 45-inch	2	2		
Disk, typist, left ped	5	5		
Disk, typist, right ped	2	2		

TABLE 9-1. TABLE OF OFFICE FURNITURE AND EQUIPMENT REQUIREMENTS AT JOHNSTON ATOLL

ITEM	JOC			BLDG. 93									
	Total Req.	*On Hand	#Req. Post GO	Total Req.	*On Hand	#Req. Post GO							
JTG 8.1.1 (cont'd)													
File Tray	62	62	-										
Lamp, desk	28	28	-										
Safe File, 2 drawer	7	7	-										
Safe File, 4 drawer	12	12	-	1	-	1							
Stool, draftsman	1	1	-										
Stool work	6	6	-	4	-	4							
Table, conference, 8-foot	1	1	-										
Table, light engineering, 2 x 3-foot	1	1	-										
Table, office, 5-foot	13	13	-										
Typewriter, electric, 16-inch	2	2	-										
Typewriter, manual, 14-inch	5	5	-										
Wastebasket	51	51	-										

*In place or in storage at JA. #N/avail. at JA. Will require purchase if not avail. from DT or other sources.

9-9

TABLE 9-1. TABLE OF OFFICE FURNITURE AND EQUIPMENT REQUIREMENTS AT JOHNSTON ATOLL.

ITEM	JOC		BLDG. 868	
	Total Req.	*On Hand	Total Req.	*On Hand
JTG 8.1.2				
Blackboard, 4 x 6-foot	6	6		
Board, bulletin, 4 x 6-foot	2	2		
Cabinet File, 5 drawer	3	3	1	-
Cabinet, storage 78-inches high, 4 shelf	2	2	8	
Chair, canvas folding	19	19		
Chair, executive	9	9	1	1
Clock, electric, 24 hour	3	3		
Coffee Pot, 30 cup	1	1		
Cot, canvas folding	1	1		
Desk, executive, 60"	9	9	1	1
File Tray	6	6		
Lamp, desk, with clamp base	6	6		
Safe File, noninsulated, 4 drawer, with combination lock	1	1		
Stand, office machine	1	1		
Table, office, 3-foot	4	4		
Table, office, 5-foot	3	3		
Typewriter, electric, 16-inch	1	1		
Wastebasket	8	8		
Work stool, adjustable approximately 25 to 30 inches	10	10		

TABLE 9-1. TABLE OF OFFICE FURNITURE AND EQUIPMENT REQUIREMENTS AT JOHNSTON ATOLL

ITEM	JOC			BLDG. 190			BLDG. 200			BLDG. 303		
	Total Req.	*On Hand	#Req. Post GO	Total Req.	*On Hand	#Req. Post GO	Total Req.	*On Hand	#Req. Post GO	Total Req.	*On Hand	#Req. Post GO
JTG 8.1.3												
Blackboard, 4 x 6 - foot	1	1	-				4	-	4			
Blackboard, 4 x 8 - foot	2	2	-									
Cabinet, file, 2 drawer	1	1	-									
Cabinet, file, 5 drawer	28	28	-	11	-	11	7	-	7			
Calculator	1	1	-									
Bin, metal				30	-	30						
Cabinet, map	2	2	-									
Base, map cabinet	1	1	-									
Top, map cabinet	1	1	-									
Chair, executive	95	95	-	50	-	50	6	-	6	1	-	1
Chair, straight back without arms	205	205	-	49	-	49	54	-	54	4	-	4
Chair, typist	50	50	-	6	-	6	2	-	2	1	-	1
Calculator	3	3	-				3	-	3			
Clock, 12 hour	1	1	-									
Clock, elect., 24 hour	2	2	-									
Desk, executive, 60-inch	93	93	-	50	-	50	6	-	6	1	-	1
Desk, typist, left ped	49	49	-	6	-	6	2	-	2	1	-	1
Desk, typist, right ped	1	1	-									

*In place or in storage at JA. #N/avail. at JA. Will require purchase if not avail. from DT or other sources.

VOL III
April 1969

9-11

VOL III
April 1969

TABLE 9-1. TABLE OF OFFICE FURNITURE AND EQUIPMENT REQUIREMENTS AT JOHNSTON ATOLL

ITEM	JOC			BLDG. 190			BLDG. 200			BLDG. 303		
	Total Req.	*On Hand	#Req. Post GO	Total Req.	*On Hand	#Req. Post GO	Total Req.	*On Hand	#Req. Post GO	Total Req.	*On Hand	#Req. Post GO
JTG 8.1.3 (Cont'd)												
Drawing Board, with drafting machine				1	-	1						
File Tray	282	282	-	112	-	112	16	-	16	4	-	4
Lamp, desk	13	13	-									
Refrigerator, 12 cubic feet	9	9	-									
Safe File, 2 drawer	17	17	-	5	-	5	1	-	1			
Safe File, 4 drawer	27	27	-	8	-	8	2	-	2	1	-	1
Safe File, 5 drawer	2	2	-									
Shelving, steel				34	-	34						
Stool, draftsman	7	7	-	2	-	2	1	-	1			
Table, drafting	7	7	-	2	-	2	1	-	1			
Table, office, 3-foot	16	16	-									
Table, office, 5-foot	53	53	-	20	-	20	11	-	11	2	-	2
Typewriter, manual, 14-inch	32	32	-	9	-	9	1	-	1	1	-	1
Typewriter, manual, 17-inch	22	22	-	5	-	5						
Wastebasket	206	206	-	56	-	56	10	-	10	4	-	4
Work stool	46	46	-				15	-	15			
Work bench	5	5	-	30	-	30						

9-12

CONFIDENTIAL

TABLE 9-1. TABLE OF OFFICE FURNITURE AND EQUIPMENT REQUIREMENTS AT JOHNSTON ATOLL

ITEM	ROOF JOC			BLDG. 881			BLDG. 884			BLDG. 888		
	Total Req.	*On Hand	#Req. Post GO	Total Req.	*On Hand	#Req. Post GO	Total Req.	*On Hand	#Req. Post GO	Total Req.	*On Hand	#Req. Post GO
JTG 8.1.3 (Cont'd)												
Blackboard, 4x6 ft.										2	-	2
Cabinet, File, 5 drawer	1	-	1							2	-	2
Calculator										1	-	1
Chair, canvas folding				20	-	20						
Chair, executive	2	-	2	1	-	1	6	-	6	5	-	5
Chair, straight back without arms	6	-	6	12	-	12	5	-	5	18	-	18
Clock, 24 hour				1	-	1						
Coffee Pot, 30 cup										1	-	1
Desk, executive	2	-	2	1	-	1	7	-	7	5	-	5
File Map, w/security lock										1	-	1
File Tray	4	4	-									
Lamp, desk										9	-	9
Refrigerator, 12 cubic feet	1	-	1									
Safe File, 2 drawer										1	-	1
Safe File, 4 drawer	1	-	1									
Shelving	18	-	18									
Stand, office machine				4	-	4						
Stool, drafting										6	-	6
Table, conference										5	-	5
Table, drafting 4x7 ft.	1	-	1							1	-	1
Table, office 3 ft.										1	-	1
Table, office 5 ft.	2	-	2	2	-	2	2	-	2			
Table, 8 ft.										4	-	4
Typewriter, manual, 14 in.				1	-	1						
Typewriter, elec., 16 in.										1	-	1
Typewriter, 17 in.										1	-	1
Wastebasket	4	-	4				10	-	10	10	-	10
Work stool				6	-	6	22	-	22			
Work bench	16	-	16									

*In place or in storage at JA #N/avail. at JA. Will require purchase if not avail. from DT or other sources.

9-13

VOL III
April 1969

VOL III
April 1969

TABLE 9-1. TABLE OF OFFICE FURNITURE AND EQUIPMENT REQUIREMENTS AT JOHNSTON ATOLL

ITEM	BLDG. 205			BLDG. 876			BLDG. 878			BLDG. 960		
	Total Req.	*On Hand	#Req. Post GO	Total Req.	*On Hand	#Req. Post GO	Total Req.	*On Hand	#Req. Post GO	Total Req.	*On Hand	#Req. Post GO
JTG 8.1.3 (Cont'd)												
Chair, executive				2	-	2	2	-	2			
Chair, straight back without arms	2	-	2	2	-	2	2	-	2	2	-	2
Desk, executive				2	-	2	2	-	2	1	-	1
Table, office, 5-foot	1	-	1									
ITEM	TOP OF 250			TRAILER 6.11								
	Total Req.	*On Hand	#Req. Post GO	Total Req.	*On Hand	#Req. Post GO						
JTG 8.1.3 (Cont'd)												
Chair, executive	1	-	1	2	-	2						
Chair, straight back without arms	2	-	2	2	-	2						
Desk, executive	1	-	1	1	-	1						
File Tray				2	2	-						
Safe File, 2 drawer	1	-	1	1	-	1						
Typewriter, manual, 14-inch	1	-	1	1	-	1						
Wastebasket				1	-	1						

9-14

CONFIDENTIAL

TABLE 9-1. TABLE OF OFFICE FURNITURE AND EQUIPMENT REQUIREMENTS AT JOHNSTON ATOLL.

ITEM	JOC			BLDG. 724			BLDG. 714-16					
	Total Req.	*On Hand	#Req. Post GO	Total Req.	*On Hand	#Req. Post GO	Total Req.	*On Hand	#Req. Post GO			
JTG 8. 1. 4												
Blackboard, 4 x 6-foot	6	6	-									
Board, bulletin, 4 x 6-foot	2	2	-									
Cabinet File, 5 drawer	7	7	-	1	1							
Cabinet, storage	9	9	-	3	-	3						
Calculator	1	1	-									
Chair, canvas, folding, directors							2	2	-			
Chair, executive	20	20	-	2	3 (1 over)		4	4	-			
Chair, straight back without arms	24	24	-	6	4	2	24	24	-			
Costumer				1	-	1						
Coffee Pot, 30 cup	2	2	-									
Desk, executive	20	20	-	2	-	2	4	4	-			
Desk, secretary, wood				1	1	-						
Dispenser, drinking water	2	2	-	1	1	-	4	4	-			
File Tray	24	24	-									
Lamp, fluorescent, clamp on				1	1	-						
Lamp, incandescent, clamp on				1	1	-						
Lamp, incandescent desk				1	1	-						
Locker, 2 door, multi drawers				3	3	-						
Refrigerator, 12 cubic feet	2	2	-									

*In place or in storage at JA. #N/avail. at JA. Will require purchase if not avail. from DT or other sources.

CONFIDENTIAL
9-15

CONFIDENTIAL

VOL III
April 1969

VOL III
April 1969

TABLE 9-1. TABLE OF OFFICE FURNITURE AND EQUIPMENT REQUIREMENTS AT JOHNSTON ATOLL

ITEM	JOC			BLDG. 724			BLDG. 714-16		
	Total Req.	*On Hand	#Req. Post GO	Total Req.	*On Hand	#Req. Post GO	Total Req.	*On Hand	#Req. Post GO
JTG 8.1.4 (Cont'd)									
Safe File, 4 drawer Stand, office machine	5	5	-	1	1	-			
Shelving, steel, with doors	2	2	-	9	9	-	12	-	12
Table, office, 5-foot	7	7	-						
Typewriter, manual 16-inch	2	2	-						
Wastebasket	24	24	-	12	-	12	48	48	-
Work bench				10	-	10	28	-	28
Work stool	18	18	-	10	-	10	28	-	28

9-16

TOTAL

TABLE 9-1. TABLE OF OFFICE FURNITURE AND EQUIPMENT REQUIREMENTS AT JOHNSTON ATOLL

ITEM	BLDG. 22			BLDG. 640			BLDG. 660		
	Total Req.	*On Hand	#Req. Post GO	Total Req.	*On Hand	#Req. Post GO	Total Req.	*On Hand	#Req. Post GO
JTG 8.1.4 (Cont'd)									
Cabinet File, 5 drawer	1	-	1	2	-	2	1	-	1
Cabinet Storage	4	-	4	2	-	2	8	8	-
Chair, executive	2	-	2	2	-	2	1	-	1
Chair, straight back without arms	6	-	6	6	-	6			
Desk, executive	2	-	2	2	-	2	1	-	1
Dispenser, drinking water	1	-	1	1	-	1			
Refrigerator, walk-in	1	-	1						
Shelving, standard	1	-	1						
Wastebasket	6	6	-	12	-	12			
Workbench	2	2	-	6	-	6	1	-	1
Work Stool	2	-	2	6	-	6	2	-	2

*In place or in storage at JA. #N/avail. at JA. Will require purchase if not avail. from DT or other sources.

9-17

VOL III
April 1969

TABLE 9-1. TABLE OF OFFICE FURNITURE AND EQUIPMENT REQUIREMENTS AT JOHNSTON ATOLL

ITEM	JOC			#Req. Post GO										
	Total Req.	*On Hand												
JTG 8.1.5														
Blackboard, 4 x 6-foot	1	1	-											
Cabinet, storage	1	1	-											
Cabinet, map	1	1	-											
Base, map cabinet	1	1	-											
Top, map cabinet	1	1	-											
Calculator	1	1	-											
Chair, executive	3	3	-											
Chair, straight back without arms	6	6	-											
Chair, straight back with arms	2	2	-											
Chair, typist	1	1	-											
Desk, executive	3	3	-											
Desk, typist, left ped	1	1	-											
Lamp, desk	1	1	-											
Safe File, 4 drawer	2	2	-											
Stool, draftsman	2	2	-											
Table, drafting	1	1	-											
Table, office, 5-foot	1	1	-											
Typewriter, manual 14-inch	1	1	-											

*N/avail. at IA. Will require purchase if not avail. from DT or other sources.

VOL. III
April 1969

CONFIDENTIAL
9-18

CONFIDENTIAL

TABLE 9-1 TABLE OF OFFICE FURNITURE AND EQUIPMENT REQUIREMENTS AT JOHNSTON ATOLL

ITEM	JOC			BLDG. 398			BLDG. 23					
	Total Req.	*On Hand	#Req. Post GO	Total Req.	*On Hand	#Req. Post GO	Total Req.	*On Hand	#Req. Post GO			
JTG 8. 1. 6												
Blackboard, 4 x 6-foot												
Bookcase section	5	5	-	1	1	-						
Base, bookcase	9	9	-									
Top, bookcase	3	3	-									
Board, bulletin, 4 x 6-foot	3	3	-	1	1	-						
Cabinet File, 5 drawer	6	6	-	1	1	-	1	1	-			
Cabinet, storage	4	4	-	1	1	-						
Calculator	1	1	-				3	3	-			
Chair, canvas folding	8	8	-									
Chair, executive	24	24	-	2	2	-						
Chair, straight back without arms	13	13	-	2	2	-						
Chair, straight back with arms	20	20	-	2	2	-						
Chair, typist	2	2	-									
Clock, electric 24 hour	3	3	-	1	1	-						
Coffee Pot, 12 cup	3	3	-	1	1	-						
Coffee Pot, 30 cup	1	1	-									
Cot, canvas folding	6	6	-									
Desk, executive, 60-inch.	5	5	-	2	2	-	1	1	-			
Desk, typist, left ped	2	2	-									
Ditto Machine				1	1	-						
File Tray	7	7	-	2	2	-						
Ladders for storage bins				16	16	-						

*In place or in storage at JA. #N/avail. at JA. Will require purchase if not avail. from DT or other sources.

9-19

VOL. III
April 1969

VOL. III
April 1969

TABLE 9-1. TABLE OF OFFICE FURNITURE AND EQUIPMENT REQUIREMENTS AT JOHNSTON ATOLL

ITEM	JOC			BLDG. 398			BLDG. 23					
	Total Req.	*On Hand	#Req. Post GO	Total Req.	*On Hand	#Req. Post GO	Total Req.	*On Hand	#Req. Post GO			
JTG 8.1.6 (Cont'd)												
Lamp, desk	7	7	-	2	2	-						
Refrigerator, 12 cubic feet	5	5	-	1	1	-						
Safe File, 5 drawer	1	1	-									
Service counters				1	1	-						
Shelving, steel, without doors	28	28	-	3	3	-						
Storage Bins				162	162	-						
Table, conference, 8-foot	1	1	-									
Table, office, 3-foot	16	16	-									
Table, office, 5-foot	7	7	-	1	1	-						
Thermofax	1	1	-									
Typewriter, electric, 16-inch	2	2	-	1	1	-						
Wastebasket	12	12	-	2	2	-						
Work stool	24	24	-					2	2	-		
Work Bench, w/wall cabinet								2	2	-		

*NA - Not available at JA. Will require purchase if not avail. from DT or other sources.

9-20

TABLE 9-1 TABLE OF OFFICE FURNITURE AND EQUIPMENT REQUIREMENTS AT JOHNSTON ATOLL

ITEM	JOC													
	Total Req	*On Hand	#Req. Post GO											
JTG 8.2														
Blackboard, 4 x 6-foot	4	4	-											
Bookcase, section	19	19	-											
Base, bookcase	7	7	-											
Top, bookcase	7	7	-											
Chair, executive	12	12	-											
Chair, straight back with arms	26	26	-											
Chair, typist	5	5	-											
Clock, 24 hour	7	7	-											
Costumer	8	8	-											
Desk, executive, 60-inch	12	12	-											
Desk, typist, left ped	3	3	-											
Desk, typist, right ped	2	2	-											
File Tray	34	34	-											
Flag Pole, oak	2	2	-											
Flag Pole, ornamental eagle	2	2	-											
Floor Stand, flag pole	2	2	-											
Safe File, 5 drawer	4	4	-											
Stand, smoking	3	3	-											
Table, office, 5-foot	4	4	-											
Typewriter, electric, 16-inch	5	5	-											
Wastebasket	17	17	-											

*In place or in storage at JA. #N/avail. at JA. Will require purchase if not avail. from DT or other sources.

9-21

VOL. III
April 1969

VOL. III
April 1969

TABLE 9-1. TABLE OF OFFICE FURNITURE AND EQUIPMENT REQUIREMENTS AT JOHNSTON ATOLL

ITEM	JOC			BLDG. 287			BLDG. 1100			BLDG. 110		
	Total Req.	*On Hand	#Req. Post GO	Total Req.	*On Hand	#Req. Post GO	Total Req.	*On Hand	#Req. Post GO	Total Req.	*On Hand	#Req. Post GO
JTG 8.3												
Blackboard, 4 x 6-foot	2	2	-	1	1	-						
Blackboard, 2 x 4-foot	24	24	-				2	-	2	4	-	4
Bookcase, section	12	12	-	3	3	-	1	1	-	3	-	3
Base, bookcase	4	4	-	1	1	-				1	-	1
Top, bookcase	4	4	-	1	1	-				1	-	1
Board, bulletin	3	3	-	2	2	-				3	3	-
Burn box with bag				10	10	-	1	-	1	8	-	8
Cabinet File, 5 drawer	4	4	-	2	2	-	1	1	-	3	4	-
Cabinet, map	3	3	-									
Base, map cabinet	1	1	-									
Top, map cabinet	1	1	-									
Cabinet, storage	10	10	-	2	2	-						
Calculator	3	3	-	1	1	-				1	-	1
Chair, canvas folding				60	60	-						
Chair, executive	53	53	-	16	1	15	1	2	-	12	7	5
Chair, straight back without arms	20	20	-	5	-	5						
Chair, straight back with arms	66	66	-	9	9	-	1	1	-	3	8	-
Chair, typist	46	46	-	7	-	7				3	3	-
Clock, 12 hour	21	21	-	10	10	-	1	1	-	3	1	2
Clock, 24 hour	8	8	-	1	1	-	1	1	-			
Coffee Pot, 30 cup	7	7	-	3	3	-	1	1	-	1	1	-
Costumer	16	16	-	3	-	3						
Copy Unit, "Ektalith				3	3	-						
Chair, canvas folding							1	1	-	2	-	2

Will require purchase if not avail. from DT or other sources.

9-22

AL

TABLE 9-1. TABLE OF OFFICE FURNITURE AND EQUIPMENT REQUIREMENTS AT JOHNSTON ATOLL

ITEM	JOC			BLDG. 287				BLDG. 1100				BLDG. 110		
	Total Req.	*On Hand	#Req. Post GO	Total Req.	*On Hand	#Req. Post GO	Total Req.	*On Hand	#Req. Post GO	Total Req.	*On Hand	#Req. Post GO		
JTG 8.3 (Cont'd)														
Desk, executive, 60-inch	53	53	-	12	12	-	1	2	-	8	5	3		
Desk, flat top, 45-inch				8	-	8				4	-	4		
Desk, typist, left ped	18	18	-	8	7	1				5	-	5		
Desk, typist, right ped	17	17	-											
Ditto Machine	4	4	-	1	1	-				1	1	-		
Easel	2	2	-											
Fan, electric				10	10	-				8	3	5		
File Tray	210	210	-	50	-	50	2	2	-	19	-	19		
Flag Pole, oak	2	2	-											
Flag Pole, ornament-at eagle	2	2	-											
Floor Stand, flag pole	2	2	-											
Jug, insulated, 15 gallon				15	15	-				10	-	10		
Lamp, desk	25	25	-	5	5	-	2	1	1	3	-	3		
Locker, clothing				65	65	-	1	1	-					
Parts, Bin	9	9	-											
Refrigerator, 12 cubic feet	1	1	-	4	4	-	1	1	-	1	1	-		
Safe File, 4 drawer	73	73	-	15	7	8				4	2	2		
Stand, office machine	4	4	-							1	1	-		
Stand, smoking	2	2	-											
Stool, draftsman	3	3	-				1	1	-	1	1	-		

*In place or in storage at JA. #N/avail. at JA. Will require purchase if not avail. from DT or other sources.

9-23

VOL. III
April 1969

~~CONFIDENTIAL~~

TABLE 9-1. TABLE OF OFFICE FURNITURE AND EQUIPMENT REQUIREMENTS AT JOHNSTON ATOLL

ITEM	JOC			BLDG. 287			BLDG. 1100			BLDG. 110		
	Total Req.	*On Hand	#Req. Post GO	Total Req.	*On Hand	#Req. Post GO	Total Req.	*On Hand	#Req. Post GO	Total Req.	*On Hand	#Req. Post GO
JTG 8.3 (Cont'd)												
Table, conference 8-foot	1	1	-									
Table, drafting	3	3	-									
Table, office, 3-foot	3	3	-									
Table, office, 5-foot	16	16	-									
Table, folding 4 x 4-foot												
Thermofax Machine	2	2	-	1	1	-						
Typewriter, manual, 16-inch	11	11	-									
Typewriter, manual, 14-inch	6	6	-	7	7	-						
Typewriter, manual, 27-inch	1	1	-									
Typewriter, manual, communications	6	6	-	1	-	1						
Wastebasket	34	34	-	12	12	-	2	2	-			
Work bench	3	3	-	2	2	-	2	1	1			

~~CONFIDENTIAL~~

TABLE 9-1. TABLE OF OFFICE FURNITURE AND EQUIPMENT REQUIREMENTS AT JOHNSTON ATOLL

ITEM	JOC			BLDG. 728			BLDG. 725			BLDG. 729		
	Total Req.	*On Hand	#Req. Post GO	Total Req.	*On Hand	#Req. Post GO	Total Req.	*On Hand	#Req. Post GO	Total Req.	*On Hand	#Req. Post GO
JTG 8.4												
Blackboard, 4 x 6-foot	2	2	-	1	1	-				4	4	-
Bulletin Board, 3 x 4-foot				1	1	-						
Cabinet, file, 5 drawer										5	7	-
Cabinet, medicine combination										1	1	-
Cabinet, storage							1	1	-			
Cabinet, surgical instruments										1	1	-
Cart, oxygen and work bench				2	2	-						
Chair, executive	6	6	-	2	4	-	6	-	6	19	19	-
Chair, straight back with arms				1	1	-				32	32	-
Chair, straight back without arms	10	10	-	2	7	-	6	6	-	9	13	-
Chair, typist	4	4	-	1	1	-	1	1	-	3	3	-
Chair, upholstered, adjustable.				12	12	-						
Coffee Pot, 30 cup										1	-	1
Costumer							1	-	1			
Curtain, bedside screen										1	1	-
Davenport, with tabular steel frame										1	1	-
Desk, flat top, 45-inch				1	1	-	2	-	2	11	11	-

*In place or in storage at JA. #N/avail. at JA. Will require purchase if not avail from DT or other sources.

9-25

VOL. III
April 1969

TABLE 9-1. TABLE OF OFFICE FURNITURE AND EQUIPMENT REQUIREMENTS AT JOHNSTON ATOLL

ITEM	JOC		BLDG. 728		BLDG. 725		BLDG. 729	
	Total Req.	*On Hand	Total Req.	*On Hand	Total Req.	*On Hand	Total Req.	*On Hand
JTG 8.4 (Cont'd)								
Desk, executive, 60-inch	6	6	1	5	4	4	7	7
Desk, typist, left ped	4	4	1	1			3	3
Desk, flat top, nurse								
File Tray	15	15					1	1
Flag Pole, oak	2	2					26	26
Flag Pole, ornamental eagle	2	2						
Floor Stand, flag pole	2	2						
Grinder, bench							1	1
Light, floor							1	1
Locker, dressing room			58	58				
Locker, wardrobe			14	14				
Machine, adding							1	1
Machine, drill press, 1/2-inch check							1	1
Machine, Thermofax							1	1
Pad, operating table							1	1
Projector, motion picture, 16 mm							1	1
Projector, slide 35 mm							1	1
Projector, transparencies							1	1
Rack, clothes			15	15				

TABLE 9-1. TABLE OF OFFICE FURNITURE AND EQUIPMENT REQUIREMENTS AT JOHNSTON ATOLL

ITEM	JOC			BLDG. 728			BLDG. 725			BLDG. 729		
	Total Req.	*On Hand	#Req. Post GO	Total Req.	*On Hand	#Req. Post GO	Total Req.	*On Hand	#Req. Post GO	Total Req.	*On Hand	#Req. Post GO
JTG 8.4 (Cont'd)												
Rack, storage, 4 shelves				1	1	-						
Rack, storage, 7 shelves				3	3	-						
Refrigerator, household				1	1	-						
Refrigerator, mechanical biological										1	1	-
Safe File, 2 drawer	2	2	-						1	-	1	-
Safe File, 4 drawer	5	5	-						1	-	1	-
Safe File, 5 drawer	2	2	-									
Scales, Physical examining										1	1	-
Screen, bedside										1	1	-
Screen. projection 10 x 12-foot										1	1	-
Stand, office machine	1	1	-	1	1	-	1	-	1	1	1	-
Stool, revolving										1	1	-
Stool, adjustable										3	3	-
Stool, workbench				10	10	-						
Tables, massage				2	2	-						
Table, office, 5-foot	2	2	-	2	2	-				6	6	-
Table, patient examination										1	1	-
Typewriter, manual, 14-inch	4	4	-	1	1	-	1	-	1	3	3	-
Typewriter, manual 17-inch										1	1	-
Wastebasket	12	12	-	2	2	-	1	1	-	21	-	21
Work bench				9	9	-				3	9	-

*In place or in storage at JA. #N/avail. at JA. Will require purchase if not avail. from DT or other sources.

TABLE 9-1. TABLE OF OFFICE FURNITURE AND EQUIPMENT REQUIREMENTS AT JOHNSTON ATOLL.

ITEM	TRAILER			#Req. Post GO
	Total Req.	*On Hand		
JTG 8.4 (Cont'd)				
Bookcase, section	3	3		-
Base, bookcase	1	1		-
Top, bookcase	1	1		-
Cabinet, file				
5 drawer	4	4		-
Cabinet, storage				
4 shelf	2	2		-
Chair, executive	15	15		-
Chair, straight back without arms	6	6		-
Desk, flat top 45-inch	13	10		3
Dispenser, drinking water	1	1		-
Table, office				
5-foot	2	2		-
Workbench, 2 x 4-foot	2	2		-
Wastebasket	7	7		-

TABLE 9-1. TABLE OF OFFICE FURNITURE AND EQUIPMENT REQUIREMENTS AT JOHNSTON ATOLL

ITEM	JOC			#Req. Post GO										
	Total Req.	*On Hand												
JTG 8.5														
Blackboard, 4 x 6-ft	7	7	-											
Board, bulletin, 4 x 6 ft	1	1	-											
Cabinet, file, 5 drawer	8	8	-											
Chair, executive	7	7	-											
Chair, straight back without arms	14	14	-											
Chair, typist	3	3	-											
Clock, electric 12 hour	8	8	-											
Costumer	1	1	-											
Coffee Pot, 30 cup	1	1	-											
Desk, executive, 60-inch	7	7	-											
Desk, typist, left ped	3	3	-											
File Tray	20	20	-											
Lamp, desk	7	7	-											
Safe File, noninsula- ted, 4 drawer	6	6	-											
Table, office 5-foot	11	11	-											
Typewriter, manual, 14 inch	3	3	-											
Wastebasket	13	13	-											

*In place or in storage at JA. #N/avail. at JA. Will require purchase if not avail. from DT or other sources.

9-29

VOL. III
April 1969

TABLE 9-1. TABLE OF OFFICE FURNITURE AND EQUIPMENT REQUIREMENTS AT JOHNSTON ATOLL

ITEM	JOC													
	Total Req.	*On Hand	#Req. Post GO											
JTG 8.7														
Desk, executive, 60-inch	4	4	-											
Chair, executive, swivel	4	4	-											
Chair, straight back with arms	3	3	-											
Stool, for light table	1	1	-											
Table, light, engineering, 30 x 30-inch	1	1	-											
Tables, office, 30 x 60 inch	2	2	-											
Wastebasket	2	2	-											

9-31

VOL III
April 1969

*In place or in storage at JA. #N/avail. at JA. Will require purchase if not avail. from DT or other sources.

~~CONFIDENTIAL~~

9.3 HAWAIIAN ISLANDS

Tables 9-2 thru 9-5 list the requirements for office furniture and equipment at the islands of Oahu, Kauai, Maui, and Hawaii, respectively. Items are listed by user and reflect the requirements for that user at all locations on the particular island.

~~CONFIDENTIAL~~

TABLE 9-2. TABLE OF OFFICE FURNITURE AND EQUIPMENT REQUIREMENTS AT OAHU

ITEM	USER											TOTAL	
	JTF-8	TG 8.1.1	TG 8.1.2	TG 8.1.3	TG 8.1.4	TG 8.1.6	TG 8.2	TG 8.3	TG 8.4	TG 8.5	TG 8.7		
Bench, work, elec- tronic		3			18	1		1					23
Blackboard	4	34	30	3	34	22	12	15					154
Bookcase Section	21	18	24			21		21	3	6			114
Base bookcase	7	6	8			7		7	1	3			39
Boxes, burn with bags		2					15						17
Top, bookcase	7	6	8			7		7	1	3			39
Bulletin Board		2	11		10	13			3				39
Beds, bunk type		2	12	2	20	15							51
Bench, wood, 10-foot						1							1
Bin, storage								7					7
Bin parts					3								3
Cabinet, file, 2 drawer				3				8					11
Cabinet, file, 5 drawer		17	13	29	22	28		25	3	11			148
Cabinet, file, tube type										1			1
Cabinet, wardrobe						1							1
Cabinet, storage, 78 inches high, 4 shelf	5	16	20	17	31	12	2	15	2	5			125
Cabinet, map storage		3		1		6	3	1					14
Base, map cabinet		1		1		1	1	1					5
Calculator		5	5	2	2	3	1	6		1			25
Top, map cabinet		1		1		1	1	1					5
Can, burn					3	3				2			8
Can, trash, 30 gallon					6								6
Chair, canvas folding		78	79		24	24							205
Chair, executive	29	74	33	69	78	42	14	162	10	11			522
Chair, personal suiting								4					4
Chair, straight back, without arms	12		11	196	176	63		373	13	13			857
Chair, straight back, with arms	46	15					3	40					104
Chair, auditorium Griggs, Model 30 BW								300					300
Chair, typist	17	14	7	46	8	11		63					166
Clock, electric, 12 hour	8	28	12			13	5						66
Clock, electric, 24 hour		2	13		42	2	2		3				64
Coat rack				10	19	2	1	7		6			45
Coffee Pot, 12 cup		21	3		1	13		3					41
Coffee Pot, 30 cup		2	1		3	1	5	11					23
Coffee Pot, 40 cup					3								3
Coffee Pot, 50 cup					2								2

TABLE 9-2. TABLE OF OFFICE FURNITURE AND EQUIPMENT REQUIREMENTS AT OAHU

ITEM	USER											
	JTF-8	TG 8.1.1	TG 8.1.2	TG 8.1.3	TG 8.1.4	TG 8.1.6	TG 8.2	TG 8.3	TG 8.4	TG 8.5	TG 8.7	TOTAL
Cot, canvas folding		15	4					5				24
Desk, 60-inch	45	30	33	69	66	41			94	2	11	391
Desk, 45-inch		46	1		14	1		4	112			178
Desk, typist right ped	6	12	5		6	5		12	6	2		54
Desk, typist, left ped	22	2	2	46	2	1			54			129
Ditto Machine		1	2		1			1	2	1		8
Dryer, Clothes									1			1
Easel	4											4
Fan, electric		33						11		5		49
File Tray	71	60	31	230	52	29		31		24	22	550
Lamp, desk		55	23			43		4			1	126
Lockers, Metal, clothing		40	84		44	24		2	50			244
Machine, adding electric											1	1
Map file, hanging rack type					1							
Ozalid machine						2						
Projector, 35 mm									1			
Refrigerator		8	5	9	7	6		3		1		39
Refrigerator, 6x6 foot		1	3									
Safe, field				1								
Safe File, 2 drawer w/combo lock	7	10	3	11	7							38
Safe file, 4 drawer, w/combo lock	10	21	13	27	16	8		18	30	4		14
Safe file, 5 drawer, w/combo lock									1			1
Scopemobile, Tektronic 500/53/A											1	
Screen 60 x 60 inch									1			
Screen, projection, 50 x 50 inch			1									
Shelving, steel, with doors						33			10			43
Stand, dictionary	1											1
Stand, office machine	7	2	3						15		1	28
Stand, smoking	8											
Stand, test MQI									1			
Stool, draftsman		2		6	1	4			16		4	33
Stool, work			9	30	29	44						112
Table, Conference, 8-foot wood	1	9			8	2		1		1	2	2
Table, wood, 34x34 inch						1						1
Table, drafting		2		6	1	4			4		1	10

TABLE 9-2. TABLE OF OFFICE FURNITURE AND EQUIPMENT REQUIREMENTS AT OAHU

ITEM	USER											TOTAL	
	JTF-8	TG 8.1.1	TG 8.1.2	TG 8.1.3	TG 8.1.4	TG 8.1.6	TG 8.2	TG 8.3	TG 8.4	TG 8.5	TG 8.7		
Table, office, 3-foot		10	4		20	3		1	1				39
Table, office, 5-foot	7	15	19	70	29	42		2	47		1		232
Table, office 45-inch									17				17
Table, special design 10 x 4-foot										1			1
Thermofax (or equal)		2	1			2			2				7
Typewriter, electric, 16-inch	7	13	8	1	9	6		1	8				53
Typewriter, manual, 14-inch	14	12	1	22		2		4	31		1		87
Typewriter, manual, 17-inch		2		18					23				43
Typewriter, manual, communications								1					1
Typewriter, portable		1											1
View Graph (Bell Optic)									1				1
Vise, bench									4				4
Washing machine									1				1
Wastebaskets	52	70	44	150	96	75			89		7		583
Water Cooler		3	6		18	4							31
Work Bench					11				18				29
Xerox No. 914		1	2		3								6

TABLE 9-3. TABLE OF OFFICE FURNITURE AND EQUIPMENT REQUIREMENTS AT KAUAI

ITEM	USER											
	TG 8.1.1	TG 8.1.2	TG 8.1.3	TG 8.1.4	TG 8.1.6	TG 8.5	TG 8.7				TC-1	
Blackboard, 3 x 4-foot	2				1							3
Blackboard, 4 x 6-foot		3										3
Bulletin Board		1			1	1						3
Boxes, burn with bags						1						1
Cabinet, file 5 drawer	2	1	1	8		1						13
Cabinet, storage, 78-inches high, 4 shelf						1						1
Calculator	1											1
Can, burn						1						1
Chair, folding		10		20	3							33
Chair, executive	4	2	2	20								28
Chair, straight back	10		2	50	2	2						66
Chair, typist						1						1
Clock, electric 24 hour	2	1				1						4
Coffee Pot, 12 cup	4				1							5
Cot, canvas folding	3											3
Desk, executive	2	2	2	20								26
Desk, Jr. executive	2											2
Desk, typist	1					1						2
Fan, electric	3											3
File Tray						8						8
Lamp, desk	5	2			1							8
Refrigerator, 12 cubic feet			2									2
Safe, file, 2 drawer w/combo lock	1	1	1									3
Safe, file, 4 drawer w/combo lock	1					1						2
Stand, office machine		1										1
Stool, work			2	21	1							24
Table, office, 5-foot	3	1		4								8
Typewriter, electric, 12-inch						1						1
Typewriter, electric, 16-inch	1	1										2
Typewriter, manual, 14-inch	1			1	1							3
Wastebasket	6	2		52	1							61
Water Cooler		1		3								4

TABLE 9-3. TABLE OF OFFICE FURNITURE AND EQUIPMENT REQUIREMENTS AT KAUAI

ITEM	USER										TOTAL	
	TG 8.1.1	TG 8.1.2	TG 8.1.3	TG 8.1.4	TG 8.1.6	TG 8.5	TG 8.7					
Work bench, modular type				22								22
Steel shelving, with doors				9								9
Table, office, 3-foot				1								1

~~CONFIDENTIAL~~

TABLE 9-4. TABLE OF OFFICE FURNITURE AND EQUIPMENT REQUIREMENTS AT MAUI

ITEM	USER										TOTAL	
	TG 8.1.1	TG 8.1.2	TG 8.1.3	TG 8.1.4	TG 8.1.6	TG 8.5	TG 8.7					
Blackboard, 4x6-foot				1	1							2
Boxes, burn with bags						1						1
Chair, canvas folding				6								6
Chair, executive			2	6	1							9
Chair, straight back			2		1							3
Clock electric, 24 hour					1	1						2
Desk, executive			2	6	1							9
File Tray						8						8
Safe, file, 4-drawer, w/combination lock			1	1		1						3
Table, office, 5 feet			1		1							2
Typewriter, electric 12-inch					1	1						2
Typewriter, manual, 14-inch				1								1
Typewriter, manual, 17-inch			1									1
Wastebasket				1	1							2

~~CONFIDENTIAL~~

TABLE 9-5. TABLE OF OFFICE FURNITURE AND EQUIPMENT REQUIREMENTS AT MAUNA LOA

ITEM	USER										TOTAL	
	TG8.1.1	TG8.1.2	TG8.1.4	TG8.1.6	TG 8.5							
Bed, single				4								4
Blackboard, 4x6-foot			1									1
Cabinet, storage				1								1
Chair, canvas folding			4	8								12
Chair, executive			1									1
Coffee Pot, 12 cup				1								1
Desk, executive			1									1
Heater, space				1								1
Hot Plate				1								1
Refrigerator				1								1
Table, folding				1								1
Wastebasket			1	2								3
Work bench				2								2



9.4 KIRTLAND AFB

Table 9-6 lists the office furniture and equipment requirements at Kirtland AFB, New Mexico.



TABLE 9-6. TABLE OF OFFICE FURNITURE AND EQUIPMENT REQUIREMENTS AT KIRTLAND AFB

ITEM	USER										TOTAL	
	TG 8.1.1	TG 8.1.2	TG 8.1.6	TG 8.4								
Beds, bunk type with mattresses			6									6
Bench, 12-inches wide by 8-foot		3										3
Blackboard, 4 x 6-foot		13	5									18
Bulletin Board, 4 x 6-foot		6										6
Bookcase section		24										24
Base bookcase		6										6
Base, map cabinet		6										6
Top, bookcase		6										6
Cabinet, file, 4 drawer		7										7
Cabinet, file, 4 drawer w/combinaton lock		2	5									7
Cabinets, map file			6									6
Cabinets, map top			3									3
Cabinet, storage		1	3									4
Calculator, Olivetti		1										1
Clock, electric, 12 hour		8										8
Chair, executive		12	5									17
Chair, straight back			11									11
Chair, straight back, with arms		4										4
Chair, typist		1										1
Chair, drafting			2									2
Chair, canvas		21										21
Desk, executive		12	5									17
Desk, typist		1										1
Ditto Machine		1										1
Jug, insulated		3										3
Lamps, desk		12										12
Lockers, wall, double decked		84										84
Rack, clothing			1									1
Refrigerator, 12 cubic foot		1	2									3
Refrigerator, 10 cubic foot		1										1
Shelving, steel, with doors			20									20

TABLE 9-6. TABLE OF OFFICE FURNITURE AND EQUIPMENT REQUIREMENTS AT KIRTLAND AFB

ITEM	USER											
	TG 8.1.1	TG 8.1.2	TG 8.1.6	TG 8.4							TC 1L	
Stools, work, adjustable height approximately 25 inches to 30 inches			27									27
Table, office		7	9									16
Table, drafting 7-foot, with drafting machine			1									1
Table, drafting 5-foot with drafting machine			1									1
Typewriter, electric		1										1
Work stools, adjustable height approximately 25 to 30 inches			27									27
Wastebaskets		13	5									18
Bunk beds with mattresses			6									6
Ditto machine		1										1
Jug, insulated		3										3
Wall lockers, double-decked		84										84
Shelving steel, with doors			20									20

9.5 PACIFIC OFF ISLANDS

Tables 9-7 through 9-13 list the requirements for office furniture and equipment at the islands of Canton, French Frigate Shoals, Midway, Palmyra, Upolu, Viti Levu and Wake, respectively.

~~CONFIDENTIAL~~

TABLE 9-7. TABLE OF OFFICE FURNITURE AND EQUIPMENT REQUIREMENTS
AT CANTON

ITEM	USER											TOTAL	
	JTF-8	TG 8.1.3	TG 8.2	TG 8.3	TG 8.4	TG 8.5	TG 8.7						
Chair, executive		2				2							4
Chair, straight back		2				2							4
Chair, typist						1							1
Cabinet, file 5 drawer						1							1
Desk, executive		2				1							3
Desk, typist left ped						1							1
File, safe, 2 drawer w/combination lock						1							1
File, safe, 4 drawer w/combination lock						1							1
Table, office 5-foot		1				1							2
Typewriter, manual 14-inch		1				1							2
Typewriter, manual 17-inch						1							1
Adding Machine						1							1
<u>CAMP FURNITURE</u>													
Chair, folding						15							15
Table, folding						15							15

~~CONFIDENTIAL~~

TABLE 9-8. TABLE OF OFFICE FURNITURE AND EQUIPMENT REQUIREMENTS AT FRENCH FRIGATE SHOALS

ITEM	USER										TOTAL	
	JTF-8	TG 8.1.3	TG 8.2	TG 8.4	TG 8.5	TG 8.7						
Chair, executive		1			2							3
Chair, straight back		2			2							4
Chair, typist		1										1
Cabinet, file 5 drawer					1							1
Desk, executive		1			1							2
Desk, typist left ped		1			1							2
File, safe 2 drawer w/combination lock					1							1
File safe 4 drawer w/combination lock					1							1
Table, office 5-foot		1			1							2
Typewriter, manual 14-inch		1			1							2
Typewriter, manual 17-inch					1							1
Adding Machine					1							1
<u>CAMP FURNITURE</u>												
Chair, folding					35							35
Table, folding					35							35

TABLE 9-9. TABLE OF OFFICE FURNITURE AND EQUIPMENT REQUIREMENTS AT MIDWAY

ITEM	USER											
	TG 8.1.3	TG 8.4	TG 8.7									
Cabinet, file, 5 drawer	1											1
Chair, executive	2											2
Chair, straight back	3											3
Desk, executive	2											2
Safe File, 4 drawer, w/combination lock	2											2
Table, office, 5-foot	1											1
Typewriter, manual, 17-inch	1											1

TABLE 9-10. TABLE OF OFFICE FURNITURE AND EQUIPMENT REQUIREMENTS AT PALMYRA

ITEM	USER										TOTAL	
	JTF-8	TG 8.1.3	TG 8.2	TG 8.4	TG 8.5	TG 8.7						
Chair, executive		6			2							8
Chair, straight back		10			2							12
Chair, typist					1							1
Cabinet, file 5 drawer		1			1							2
Desk, executive		6			1							7
Desk, typist left ped					1							1
File, safe 2 drawer w/combination lock					1							1
File, safe 4 drawer w/combination lock		3										3
Table, office 5-foot		4			1							5
Typewriter, manual 14-inch					1							1
Typewriter, manual 17-inch		2										2
Adding Machine					1							1
<u>CAMP FURNITURE</u>												
Chair, folding					35							35
Table, folding					35							35

~~CONFIDENTIAL~~

TABLE 9-11. TABLE OF OFFICE FURNITURE AND EQUIPMENT REQUIREMENTS AT UPOLU

ITEM	USER											
	ITF-8	TG 8.1.3	TG 8.2	TG 8.5							TOTAL	
Chair, executive		3		2								5
Chair, straight back		2		2								4
Chair, typist				1								1
Cabinet, file 5 drawer		1		1								2
Desk, executive		3		1								4
Desk, typist left ped				1								1
File, safe 2 drawer w/combination lock				1								1
File, safe 4 drawer w/combination lock		1		1								2
Table, office 5-foot		3		1								4
Typewriter, manual 14-inch		1		1								2
Typewriter, manual 17-inch				1								1
Adding Machine				1								1
<u>SPECIAL SUPPLIES REQUIREMENT</u>												
Helium		10,000 Cubic Feet										10,000 cu. ft.
<u>CAMP FURNITURE</u>												
Chair, folding				35								35
Table, folding				35								35

9-11
~~CONFIDENTIAL~~

TABLE 9-12. TABLE OF OFFICE FURNITURE AND EQUIPMENT REQUIREMENTS AT VITI LEVU

ITEM	USER										TOTAL	
	JTF-8	TG 8.1.3	TG 8.2	TG 8.5								
Chair, executive		2		2								4
Chair, straight back				2								2
Chair, typist				1								1
Cabinet, file 5 drawer		1		1								2
Desk, executive		2		1								3
Desk, typist				1								1
File, safe 2 drawer w/combination lock		1										1
File, safe 4 drawer w/combination lock				1								1
Table, office 5-foot				1								1
Typewriter, manual 14-inch				1								1
Typewriter, manual 17-inch				1								1
Adding Machine				1								1
<u>CAMP FURNITURE</u>												
Chair, folding				35								35
Table, folding				35								35

TABLE 9-13. TABLE OF OFFICE FURNITURE AND EQUIPMENT REQUIREMENTS AT WAKE

ITEM	USER										TOTAL	
	TG 8.1.3	TG 8.7										
Cabinet, storage, 78-inches high, 4 shelf	2											2
Chair, executive	3											3
Chair, straight back	3											3
Chair, typist	3											3
Desk, executive	3											3
Desk, typist	3											3
File, safe, 4 drawer, w/comboination lock	1											1
Table, office, 5-foot	3											3
Typewriter, manual, 17-inch	1											1

ANNEX Z
RECORD OF CHANGES
FACILITIES AND SUPPORT REQUIREMENTS PLAN
VOLUME III

Z. 1 GENERAL

The Facilities & Support Requirements Plan will be updated by the issuance of revised pages to replace existing pages or additional pages to add new requirements. These CHANGE PAGES will be transmitted to all holders of the F&SR Plan with a transmittal letter giving detailed instructions relative to the required changes. Each package of Change Pages transmitted will be assigned a CHANGE NUMBER which is to be recorded in the CHANGE REGISTER. The date of issuance of the change package will be indicated on the lower outside corner of each page. The volume number in which the page is to be inserted will appear on each change page immediately above the date.

Z. 2 CHANGE REGISTER

Retain this page and insert it as the last page in this volume. Make an entry in the CHANGE REGISTER recording incorporation of each change page package.

CHANGE NO.	DATE OF CHANGE	DATE ENTERED	BY WHOM ENTERED	REMARKS
	<i>Aug. 15, 1969</i>	<i>9-15-69</i>	<i>E. Bersheng</i>	

